

### Table of contents

- Megaprogram stories . . . . . 1-2
- I-405/SR 167 Program . . . . . 3-4
- SR 520 Program . . . . . 5-6
- Gateway Program . . . . . 7-8
- Megaprogram info & projects . 9-10

## Megaprograms

# Outreach event recap and resources to help you prepare for the new year

A message from Julie Meredith

This newsletter is our tool for communicating upcoming contracting opportunities. We share this newsletter through our external partners and community networks, but please share it widely with your networks to help us reach the wider community.



Julie Meredith, Assistant Secretary of Urban Mobility, Access and Megaprograms


Over the past few months, we had the pleasure of connecting with many of our current and future MSVWBE partners at several annual contractor outreach events throughout the region. In September, each of our megaprogram teams joined nearly 1,200 attendees at the Regional Contracting Forum at McCaw Hall in Seattle to share current and future contracting opportunities, as well as resources for firms new to working with WSDOT and megaprograms.

We also hosted this year’s Community Partners meeting on September 24, our annual gathering with community and business organizations who are instrumental in helping to connect MSVWBE firms with megaprogram opportunities. This year’s meeting included presentations on contracting opportunities with the Interstate Bridge Replacement Program from Tiffany Scroggs of APEX Accelerator Washington, and updates from the Office of Minority & Women’s Business Enterprises and WSDOT Office of Equity and Civil Rights.

Following these events, our Urban Mobility, Access, and Megaprograms (UMAM) Diverse and Inclusive Contracting team hosted virtual information sessions for firms seeking to get started with WSDOT megaprogram contracting opportunities. In these sessions, we covered the rate certification and approval processes and guidance on how to use the available tools and resources. If you missed one of these sessions but would like to learn more, contact Regina Glenn ([regina.glenn@consultant.wsdot.wa.gov](mailto:regina.glenn@consultant.wsdot.wa.gov)), UMAM Diversity and Inclusion Manager.

Whether you have worked on several megaprogram projects before or are just getting started, our team is here to assist and connect with resources and potential opportunities. Reach out to Regina Glenn or Bobby Forch, ([bobby.forch@consultant.wsdot.wa.gov](mailto:bobby.forch@consultant.wsdot.wa.gov)) Megaprograms DBE MSVW-BE Compliance & Inclusion Administrator, to get connected.

## Communication Makes All the Difference



Angela Battle, Program and Inclusion Manager, HNTB Design and Engineering

Angela Battle is a watch dog for small businesses. She is the Program and Inclusion Manager for HNTB Design and Engineering and a consultant on the I-405 and SR 167 construction projects.

“What I do as a consultant on these programs is make sure the design builders are following the diversity requirements and goals for minority, women, and veteran owned businesses as well as small businesses.” Battle says if there is resistance, she works with WSDOT’s Office of Equity and Civil Rights, but “so far, so good.” On major contracts such as these, the scopes are sizeable so Battle might ask a prime contractor to break up the work to give small and minority owners an opportunity.

Angela Battle has been on the job since January but she has been doing this kind of work for eighteen years. “It’s my passion. My parents had a small business and I saw how hard it is. I like doing this and I like seeing people be successful doing something that they love.”

# Megaprograms

## Angela Battle, HNTB (continued)

Battle says when there are issues for small or minority businesses, it all comes down to communication. “People assume that diverse businesses know what to do the second they step on the job site. They assume that a business they have never worked with before knows how to access the job site.” That said, it is important for minority and small businesses to ask questions about things like the pay schedule before the contract is signed. “It’s simply asking. You’re in a position that’s not going to work for you, ask. Communicate. And if you do have a problem, talk to the prime contractor first.”



Angela Battle lives in Bothell, but she grew up in Seattle in the Maple Leaf neighborhood. She went to the Art Institute of Seattle and planned to be an animator for Pixar. Though she is not in that field, she still considers herself artsy and makes all her own greeting cards.

**Contact:**  
 Angela Battle | 206-550-3454  
[angela.battle@consultant.wsdot.wa.gov](mailto:angela.battle@consultant.wsdot.wa.gov)



Crews make progress on the I-405/Brickyard to SR 527 Improvement Project

## Number of MSVWBE and DBE firms for each Megaprogram

All programs are working to meet their voluntary and mandatory goals for MSVWBE and DBE participation. The chart at right shows the total number of current and past MSVWBE and DBE firms contracted on each program. Please refer to the individual program reports for more information about MSVWBE and DBE participation.

### I-405/SR 167 Program

21 PGM&E\*  
 318 Construction

339

### SR 520 Program

28 PGM&E\*  
 160 Construction

184 (Four firms worked in both design and construction)

### Puget Sound Gateway Program

28 PGM&E\*  
 73 Construction

97 (Four firms worked in both design and construction)

\*PGM&E = Program management and engineering

### For More Information

**Julie Meredith**  
 Assistant Secretary of Urban Mobility,  
 Access and Megaprograms  
[Julie.Meredith@wsdot.wa.gov](mailto:Julie.Meredith@wsdot.wa.gov)  
 206-704-0701

**Regina Glenn**  
 Diversity and Inclusion Manager,  
 WSDOT Megaprograms  
[Regina.Glenn@consultant.wsdot.wa.gov](mailto:Regina.Glenn@consultant.wsdot.wa.gov)  
 425-503-7212

# Diversity and Inclusive Contracting

## Quarterly Progress Report: July–September 2024

### I-405/SR 167 Program

#### Construction progress and upcoming contracting opportunities

##### I-405, Northeast 85th Street Interchange and Inline BRT Station Project

Graham began substantial construction on this project in fall 2023. Ways you can learn about project opportunities include:

- Graham hosts office hours with interested SVB/MWBEs. To schedule a 30-minute visit, reach out to Gin Hooks (contact info below).
- To learn about available opportunities, visit [graham.equityincontracting.infocommunity.org](https://www.graham.equityincontracting.infocommunity.org). Upcoming scopes of work include precast barrier, flatbed trucking, lumber supplies, logging, pre-engineered formwork and signs (Class A).
- On the website's home page, complete a brief registration form to join Graham's subcontractor/supplier database and receive email notices of bidding opportunities matching your services.
- Attend events hosted by Graham. To receive an invite, visit the website's News and Events page: [graham.equityincontracting.infocommunity.org/news-and-events/](https://www.graham.equityincontracting.infocommunity.org/news-and-events/).

##### To learn about these opportunities, contact:

- Gin Hooks, Outreach Coordinator, [gin@zanninc.com](mailto:gin@zanninc.com), 206-371-7783
- Suzanne Arkle, Inclusion Manager, [suzanne@zanninc.com](mailto:suzanne@zanninc.com)

##### I-405, Brickyard to SR 527 Improvement Project

Skanska began substantial construction on this project in May 2024. Project work is underway at the I-405 and SR 522 interchange. The project will open to traffic in 2028.

Potential scopes of upcoming work include transit stations, flagging, bridge demolition, mass excavation, retaining and noise wall construction, stormwater infrastructure construction, toll infrastructure, signage, plumbing, station electrical and maintenance of traffic.

- Project information: [bit.ly/Brickyard-SR-527](https://bit.ly/Brickyard-SR-527)
- Bid opportunity information: [bit.ly/Skanskaplanroom](https://bit.ly/Skanskaplanroom)

##### To learn about these opportunities, contact:

- Danica Mason, Inclusion Manager, [danica@redteam-go.com](mailto:danica@redteam-go.com), 206-947-1992

##### SR 167 Corridor Improvements Project

Northup Constructors began major construction work in May 2024 and made substantial construction progress this past summer. The project will open to traffic in late 2025.

Construction is approaching 40 percent complete. The remaining scopes of work to subcontract include fencing, permanent sign installation, and structure installation.

Project staff continue to be available to meet with interested firms at their Auburn office.

Project information is found here: [bit.ly/3Q2kk2S](https://bit.ly/3Q2kk2S)

##### To learn about these opportunities, contact:

- Angela Battle, Program Inclusion Manager, [angela.battle@consultant.wsdot.wa.gov](mailto:angela.battle@consultant.wsdot.wa.gov), 206-550-3454

##### I-405, Renton to Bellevue Widening and Express Toll Lanes Project

Flatiron Lane Joint Venture (FLJV) continues to make construction progress on their contract.

Work is progressing with nearly 10 miles of visible construction, including significant progress made around the Northeast 44th Street interchange. Heavy construction work will continue over the next year.

Upcoming work includes sign and sign structure removal and installation, post-tensioning, and steel installation.

##### To learn about these opportunities, contact:

- Danica Mason, FLJV Inclusion Manager, [danica@redteam-go.com](mailto:danica@redteam-go.com), 206-947-1992

#### For More Program Information

Angela Battle, I-405/SR 167 Program Inclusion Manager, 206-550-3454, [Angela.Battle@consultant.wsdot.wa.gov](mailto:Angela.Battle@consultant.wsdot.wa.gov)

#### I-405/SR 167 Program web link

[wsdot.wa.gov/construction-planning/major-projects/i-405sr-167-corridor-program](https://wsdot.wa.gov/construction-planning/major-projects/i-405sr-167-corridor-program)

# I-405/SR 167 Program

## Diversity / Apprenticeship / Training

Thru 9/27/24

Shaded projects are physically complete.

Individual companies certify on multiple TYPEs (M, S, V, W) and are calculated based on contract goals / expectations, these areas are stacked.

Data below is provided to WSDOT by its project contractors. Percentages and dollars are based on amounts paid to date.

| PROGRAM MANAGEMENT AND ENGINEERING (PGM & E) |   |          |               |               |              |                     |                     |   |          |                                      |
|--|---|----------|---------------|---------------|--------------|---------------------|---------------------|---|----------|--------------------------------------|
| DBE  | Disadvantage Business Enterprise (DBE)                      |          | Percentage    |               | Companies    |                     |                     | Data Date                                 | Duration |                                      |
|  | Goal  | Current  | #             | Applied (\$)  | Paid (\$)    |                     |                     |   |          |                                      |
|  | I-405/SR 167 Corridor GEC Y-8092                            | N/A      | 12.48%        | 11            | \$22,056,470 | \$22,056,470        | 10/7/16             | March 2002 - October 2016 (N/A - No Goal) |          |                                      |
|  | <b>DBE Program Subtotal<sup>1</sup></b>                     |          | <b>12.48%</b> | <b>11</b>     |              | <b>\$22,056,470</b> |                     |   |          |                                      |
| MSWBE  | Minority, Small, Veteran, Women Business Enterprise (MSWBE) |          | Percentage    |               | Companies    |                     |                     | Data Date                                 | Duration |                                      |
|  | Goal  | Achieved | #             | Stacked (\$)  | Paid (\$)    |                     |                     |   |          |                                      |
|  | I-405/SR 167 Corridor GEC Y-11873                           | TYPE     | M             | 10%           | 5.61%        | 8                   | \$8,742,647         | \$8,742,647                               | 9/27/24  | August 20, 2016 - September 27, 2024 |
|  |   |          | S             | 5%            | 16.07%       | 16                  | \$25,045,125        | \$2,646,642                               |          |                                      |
|  |   |          | V             | 5%            | 2.89%        | 1                   | \$4,505,767         | \$4,505,767                               |          |                                      |
|  |   |          | W             | 6%            | 6.45%        | 6                   | \$10,054,689        | \$9,975,686                               |          |                                      |
|  |   |          | Agmt          |               | 31.02%       | 31                  | \$48,348,228        | \$25,870,743                              |          |                                      |
|  | <b>MSWBE Program Subtotal<sup>2</sup></b>                   |          | <b>16.60%</b> | <b>31.02%</b> | <b>16</b>    | <b>\$48,348,228</b> | <b>\$25,870,743</b> |   |          |                                      |

|                                      |  |  |           |                     |
|--------------------------------------|--|--|-----------|---------------------|
| <b>PGM &amp; E TOTAL<sup>1</sup></b> |  |  | <b>21</b> | <b>\$47,927,213</b> |
|--------------------------------------|--|--|-----------|---------------------|

### CONSTRUCTION

| SVBE & MWBE   | MSWBE, SVBE, MWBE   |          | Percentage    |               | Companies    |                      |                      | Data Date     | 15% Apprentice Requirement |         |          |
|---|---|----------|---------------|---------------|--------------|----------------------|----------------------|---------------|----------------------------|---------|----------|
|   | Goal  | Achieved | #             | Stacked (\$)  | Paid (\$)    |                      |                      |               |                            |         |          |
|   | C8665: SR 167/8th ST E to S 277th ST - SB HOT Exten.  | 14%      | 9.02%         | 26            | \$4,933,268  | \$4,527,035          | 6/30/18              | 15.1%         | 12/31/17                   |         |          |
|   | C8886: I-405/SR 527 to I-5 PUSL (Northbound Only)   | 15%      | 10.20%        | 14            | \$743,716    | \$743,716            | 5/17/18              | 16.7%         | 5/31/18                    |         |          |
|   | C8811: I-405/SR 167 Interchange Direct Connector  | 26%      | 9.03%         | 58            | \$10,462,787 | \$11,583,532         | 11/4/19              | 16.8%         | 9/30/19                    |         |          |
|   | C9242: I-405/Renton to Bellevue - Widening & ETL<br>Awarded Flatiron-Lane JV 10/1/2019<br>Award amt \$704,975,000<br>NTP 10/30/2019 | TYPE     | M             | 10%           | 6.75%        | 51                   | \$47,564,412         | \$44,463,237  | 9/30/24                    | 11.37%  | 10/30/19 |
|   |   |          | S             | 5%            | 20.20%       | 137                  | \$142,388,309        | \$60,905,342  |                            |         |          |
|   |   |          | V             | 5%            | 1.96%        | 17                   | \$13,840,047         | \$13,840,047  |                            |         |          |
|   |   |          | W             | 6%            | 5.25%        | 29                   | \$37,017,963         | \$36,597,499  |                            |         |          |
|   |   |          | Project       |               | 34.16%       | 234                  | \$240,810,731        | \$155,806,125 |                            |         |          |
|   | C9573: I-405/NE 132nd Street Interchange<br>Awarded Graham 7/29/2021<br>Award amt \$50,444,111<br>NTP issued: 9/7/2021              | TYPE     | M             | 10%           | 9.64%        | 8                    | \$4,863,485.82       | \$4,863,486   | 9/30/24                    | 15.28%  | 9/30/24  |
|   |   |          | S             | 5%            | 27.95%       | 26                   | \$14,099,245         | \$4,532,680   |                            |         |          |
|   |   |          | V             | 5%            | 3.79%        | 4                    | \$1,911,107          | \$3,025,761   |                            |         |          |
|   |   |          | W             | 6%            | 1.19%        | 10                   | \$602,537            | \$1,677,319   |                            |         |          |
|   | Project   |          | 42.57%        | 48            | \$21,476,375 | \$14,099,245         |                      |               |                            |         |          |
| C9732: I-405/NE 85th Street Interchange<br>Awarded Graham 12/16/2022<br>Award amt \$234,432,000<br>NTP issued: 2/3/2023         | TYPE  | M        | 10%           | 0.07%         | 4            | \$172,762            | \$1,865,286          | 9/30/24       | 10.05%                     | 9/30/24 |          |
|   |   | S        | 5%            | 0.15%         | 5            | \$342,804            | \$7,928,486          |               |                            |         |          |
|   |   | V        | 2%            | 0.05%         | 1            | \$106,997            | \$1,261,711          |               |                            |         |          |
|   |   | W        | 6%            | 0.03%         | 2            | \$79,344             | \$300,551            |               |                            |         |          |
| Project   |   | 0.30%    | 12            | \$701,907     | \$11,356,034 |                      |                      |               |                            |         |          |
| C9727: I-405/Brickyard to SR 527<br>Awarded Skanska 7/27/2023<br>Award amt \$834,000,000<br>NTP issued: 9/18/2023               | TYPE  | M        | 10%           | 0.00%         | 0            | \$0                  | \$99,668             | 9/30/24       | 15.36%                     | 9/30/24 |          |
|   |   | S        | 5%            | 2.41%         | 5            | \$897,950            | \$6,110,015          |               |                            |         |          |
|   |   | V        | 3%            | 0.17%         | 1            | \$63,400             | \$2,588,823          |               |                            |         |          |
|   |   | W        | 6%            | 0.00%         | 0            | \$0                  | \$0                  |               |                            |         |          |
| Project   |   | 2.58%    | 6             | \$961,350     | \$8,798,506  |                      |                      |               |                            |         |          |
| C9866: SR 167 Corridor Improvements<br>Awarded Northup Constructors 7/14/2023<br>Award amt \$83,999,691<br>NTP issued: 9/6/2023 | TYPE  | M        | 10%           | 1.82%         | 6            | \$1,531,023          | \$0                  | 9/30/24       | 13.19%                     | 9/30/24 |          |
|   |   | S        | 5%            | 2.02%         | 7            | \$1,693,970          | \$1,533,519          |               |                            |         |          |
|   |   | V        | 3%            | 5.52%         | 2            | \$4,638,121          | \$4,477,671          |               |                            |         |          |
|   |   | W        | 6%            | 0.22%         | 3            | \$184,841            | \$160,451            |               |                            |         |          |
| Project   |   | 9.58%    | 18            | \$8,047,954   | \$6,171,640  |                      |                      |               |                            |         |          |
|   | <b>MSWBE Program Subtotal<sup>2</sup></b>   |          | <b>10.22%</b> | <b>13.81%</b> | <b>318</b>   | <b>\$288,138,088</b> | <b>\$213,085,834</b> |               |                            |         |          |

|                                       |  |  |            |                      |
|---------------------------------------|--|--|------------|----------------------|
| <b>CONSTRUCTION TOTAL<sup>1</sup></b> |  |  | <b>318</b> | <b>\$213,085,834</b> |
|---------------------------------------|--|--|------------|----------------------|

|   |  |  |            |                      |
|---|--|--|------------|----------------------|
| <b>I-405/SR 167 MEGAPROGRAM TOTAL<sup>1</sup></b> |  |  | <b>339</b> | <b>\$261,013,046</b> |
|---|--|--|------------|----------------------|

<sup>1</sup> For DBE Program Subtotal, A&E TOTAL, CONSTRUCTION TOTAL, and I-405/SR 167 PROGRAM TOTAL; the calculation for these are based on each individual company on the I-405/SR 167 Program.

<sup>2</sup> Individual companies certify on multiple TYPEs (M, S, V, W) and to eliminate duplication, the 'MSWBE Program Subtotal' only calculates the overall %, total # of Companies', and total 'Paid (\$)' to Companies' to date based on each individual company and total paid on the I-405/SR 167 Program (exception - highlighted cell is stacked %).

<sup>3</sup> Once Training Goals are achieved, they are no longer tracked or reported.

# Diversity and Inclusive Contracting

## Quarterly Progress Report: July–September 2024

### SR 520 Bridge Replacement and HOV Program

#### Portage Bay Bridge and Roanoke Lid Project breaks ground

WSDOT and Skanska made history on Aug. 16, 2024, breaking ground on the \$1.375 billion Portage Bay Bridge and Roanoke Lid Project! Years of hard work led to this moment as elected officials, tribal leaders and community partners gathered to celebrate decades of planning and collaboration.



Groundbreaking speakers celebrate the start of construction with a ceremonial turning over of dirt. From left: Monty Anderson; Sen. Marko Liias; Greg Spotts, Sec. Roger Millar; Karen Dove; I-Shay Brownlee.

The event spotlighted partnerships between government agencies, labor unions and community groups. Greg Spotts (Seattle Department of Transportation) highlighted the city's coordinating efforts while Monty Anderson (Seattle Building and Construction Trades Council) talked about the importance of creating local jobs.

**“Projects like the Portage Bay Project are not just about concrete and steel—they’re about people. The workers who will build this bridge are our neighbors, friends, and family members. They’re the ones who keep our communities strong.” – Monty Anderson**

Karen Dove, Executive Director of ANEW, and I-Shay Brownlee, an ANEW graduate, wrapped up the event by speaking about the importance of pre-apprenticeship programs in connecting young people to living wage jobs.

#### Key project elements

The project will improve safety and mobility, replacing the aging bridge with a seismically resilient structure and adding a three-acre landscaped lid near Roanoke Park. It also extends the SR 520 Regional Trail, creating better connections for pedestrians and cyclists.

Skanska is the prime contractor for the project, which includes:

- Replacing the existing Portage Bay Bridge with two new parallel variable depth segmental box girder bridges

- Rebuilding the SR 520 eastbound off-ramp structure to Montlake Boulevard East
- Replacing the 10th Ave East and Delmar East under-crossings with a new Roanoke Lid
- Constructing approximately 75 retaining walls
- Extending the SR 520 transit/HOV system from Montlake to I-5
- Expanding the cross-lake bicycle and pedestrian trail over Portage Bay

#### Bid opportunities

The project includes a wide range of work, from bridge construction to utility relocation. Key areas of upcoming opportunities for Q4 2024 and Q1 2025 include, but are not limited to:

- Asphalt paving
- Drainage piping
- Water supply line installation
- Precast concrete barrier installation
- Bridge grinding
- Earthwork, or excavation and site preparations
- Hydroseeding, or erosion control and seeding
- Crane rental services
- Pouring and finishing flat concrete surfaces

Subcontracting opportunities will be available throughout construction, with bid packages for various work areas being released through 2025 and 2026. Interested firms are encouraged to connect with Skanska for more details on the latest opportunities.

**For more information (including a current list of bid opportunities)**

Scan QR code to visit Skanska's Plan Room or visit: [bit.ly/PortageBayPlanRoom](https://bit.ly/PortageBayPlanRoom)



#### For More Program Information

Omar Jepperson, P.E., DBIA  
SR 520 Program Administrator  
206-409-6961, [Omar.Jepperson@wsdot.wa.gov](mailto:Omar.Jepperson@wsdot.wa.gov)

#### SR 520 Program web link

[wsdot.wa.gov/construction-planning/major-projects/sr-520-bridge-replacement-and-hov-program](https://wsdot.wa.gov/construction-planning/major-projects/sr-520-bridge-replacement-and-hov-program)

# SR 520 Bridge Replacement and HOV Program

## Diversity / Apprenticeship / Training

Shaded projects are physically complete.

Individual companies certify on multiple TYPEs (M, S, V, W) and are calculated based on contract goals / expectations, these areas are stacked.

Data below is provided to WSDOT by its project contractors. Percentages and dollars are based on amounts paid to date.

| PROGRAM MANAGEMENT AND ENGINEERING (PGM & E) |   |               |               |           |                     |                     |              |                      |            |                      |
|--|---|---------------|---------------|-----------|---------------------|---------------------|--------------|----------------------|------------|----------------------|
| DBE  | Disadvantage Business Enterprise (DBE)                      | Percentage    |               | Companies |                     |                     | Data Date    | Duration             |            |                      |
|  |   | Goal          | Achieved      | #         | Applied (\$)        | Paid (\$)           |              |                      |            |                      |
|  | Completed Agreements  | 8%            | 9.79%         | 8         | \$23,453,492        | \$23,453,492        | 6/30/2017    | Feb. 2009 – Dec 2016 |            |                      |
|  | <b>DBE Program Subtotal <sup>1</sup></b>                    |               | <b>9.79%</b>  | <b>8</b>  | <b>\$23,453,492</b> | <b>\$23,453,492</b> |              |                      |            |                      |
| MSWBE  | Minority, Small, Veteran, Women Business Enterprise (MSWBE) | Percentage    |               | Companies |                     |                     | Data Date    |                      |            |                      |
|  |   | Goal          | Achieved      | #         | Stacked (\$)        | Paid (\$)           |              |                      |            |                      |
|  | SR 520 Program Agreement                                    | TYPE          | M             | 10%       | 11.73%              | 10                  | \$20,390,714 | \$20,390,714         | 10/31/2024 | March 2016 - Present |
|  |   |               | S             | 5%        | 28.21%              | 25                  | \$49,030,260 | \$14,075,632         |            |                      |
|  |   |               | V             | 5%        | 0.01%               | 2                   | \$22,286     | \$3,147              |            |                      |
|  |   |               | W             | 6%        | 16.65%              | 10                  | \$28,937,719 | \$14,560,767         |            |                      |
| Agmt   |   |               |               | 56.61%    | 47                  | \$98,380,980        | \$49,030,260 |                      |            |                      |
|  | <b>MSWBE Program Subtotal <sup>2</sup></b>                  | <b>28.21%</b> | <b>56.61%</b> | <b>25</b> |                     | <b>\$49,030,260</b> |              |                      |            |                      |
| <b>PGM &amp; E TOTAL <sup>1</sup></b>        |   |               |               | <b>28</b> | <b>\$72,483,753</b> |                     |              |                      |            |                      |

| CONSTRUCTION |  |            |              |           |                      |                      |           |                  |           |                             |                |
|--------------|--|------------|--------------|-----------|----------------------|----------------------|-----------|------------------|-----------|-----------------------------|----------------|
| DBE          | DBE                                      | Percentage |              | Companies |                      |                      | Data Date | Apprentice       |           | Training Hours <sup>3</sup> |                |
|              |  | Goal       | Achieved     | #         | Applied (\$)         | Paid (\$)            |           | Hours % (Goal)   | Data Date | Goal                        | Achieved       |
|              | Completed Projects <sup>4</sup>          | 8%         | 8.97%        | 77        | \$161,362,764        | \$161,362,764        | 2/5/2019  | 18.6% (15% Goal) | 5/26/2018 | 199,300                     | 237,597        |
|              | <b>DBE Program Subtotal <sup>1</sup></b> |            | <b>8.97%</b> | <b>77</b> | <b>\$161,362,764</b> | <b>\$161,362,764</b> |           | <b>18.6%</b>     |           | <b>199,300</b>              | <b>237,597</b> |

| MSWBE | MSWBE   | Percentage   |               | Companies  |              |                      | Data Date     | Apprentice       |            |                  |            |
|-------|---|--------------|---------------|------------|--------------|----------------------|---------------|------------------|------------|------------------|------------|
|       |   | Goal         | Achieved      | #          | Stacked (\$) | Paid (\$)            |               |                  |            |                  |            |
|       | Completed Projects <sup>5</sup>   | Varies       | 32.12% 50.88% | 9          |              | \$3,623,870          |               | 15.6% (15% Goal) | 11/30/2018 |                  |            |
| MSWBE | C9015: Montlake to Lake WA - I/C & Bridge Replacement (currently in construction) | TYPE         | M             | 10%        | 7.27%        | 23                   | \$33,096,571  | \$33,096,571     | 11/6/2024  | 14.9% (20% Goal) | 11/8/2024  |
|       |   |              | S             | 5%         | 19.73%       | 66                   | \$89,860,726  | \$40,527,127     |            |                  |            |
|       |   |              | V             | 5%         | 0.95%        | 10                   | \$4,322,519   | \$3,547,549      |            |                  |            |
|       |   |              | W             | 6%         | 3.89%        | 20                   | \$17,725,669  | \$15,491,936     |            |                  |            |
|       |   |              | Project       |            | 31.84%       | 119                  | \$145,005,484 | \$92,663,182     |            |                  |            |
| MSWBE | C9674: I-5 Express Lanes Connection (currently in construction)                   | TYPE         | M             | 10%        | 13.54%       | 7                    | \$9,211,669   | \$9,211,669      | 11/7/2024  | 12.1% (15% Goal) | 10/31/2024 |
|       |   |              | S             | 5%         | 26.44%       | 27                   | \$17,996,351  | \$6,422,004      |            |                  |            |
|       |   |              | V             | 5%         | 0.30%        | 2                    | \$207,392     | \$207,392        |            |                  |            |
|       |   |              | W             | 6%         | 3.17%        | 3                    | \$2,155,286   | \$2,155,286      |            |                  |            |
|       |   |              | Project       |            | 43.45%       | 39                   | \$29,570,698  | \$17,996,351     |            |                  |            |
| MSWBE | C9775: PBB & Roanoke Lid Project (currently in construction)                      | TYPE         | M             | 10%        | 0.09%        | 8                    | \$1,236,214   | \$817,464        | 11/6/2024  | 7.9% (15% Goal)  | 11/8/2024  |
|       |   |              | S             | 5%         | 0.17%        | 9                    | \$2,377,648   | \$0              |            |                  |            |
|       |   |              | V             | 3%         | 0.01%        | 3                    | \$183,429     | \$42,267         |            |                  |            |
|       |   |              | W             | 6%         | 0.12%        | 6                    | \$1,619,674   | \$193,354        |            |                  |            |
|       |   |              | Project       |            | 0.39%        | 26                   | \$5,416,965   | \$1,053,085      |            |                  |            |
|       | <b>MSWBE Program Subtotal <sup>2</sup></b>  | <b>6.12%</b> | <b>9.73%</b>  | <b>108</b> |              | <b>\$115,336,488</b> |               |                  |            |                  |            |

|  |  |  |  |            |                      |  |  |  |  |
|--|--|--|--|------------|----------------------|--|--|--|--|
| <b>CONSTRUCTION TOTAL <sup>1</sup></b> |  |  |  | <b>165</b> | <b>\$276,699,252</b> |  |  |  |  |
|--|--|--|--|------------|----------------------|--|--|--|--|

|  |  |  |  |            |                      |  |  |  |  |
|--|--|--|--|------------|----------------------|--|--|--|--|
| <b>SR 520 PROGRAM TOTAL <sup>1</sup></b> |  |  |  | <b>189</b> | <b>\$349,183,005</b> |  |  |  |  |
|--|--|--|--|------------|----------------------|--|--|--|--|

<sup>1</sup> For DBE Program Subtotal, PGM & E TOTAL, CONSTRUCTION TOTAL (four firms worked in both PGM & E and CONSTRUCTION), and SR 520 PROGRAM TOTAL; the calculation for these are based on each individual company on the SR 520 Program.

<sup>2</sup> Individual companies certify on multiple TYPEs (M, S, V, W) and to eliminate duplication, the 'MSWBE Program Subtotal' only calculates the overall %, total '# of Companies', and total 'Paid (\$)' to Companies' to date based on each individual company and total paid on the SR 520 Program (exception - highlighted cell is stacked %).

<sup>3</sup> Once Training Goals are achieved, they are no longer tracked or reported.

<sup>4</sup> Completed federally funded construction projects to date: Pontoons, Eastside, West Connection Bridge, Floating Bridge and Landings, West Approach Bridge North. Total percentage DBE achieved ranged from 3.83% - 14.62%, totaling 8.97% overall. Total percentage Apprentice achieved ranged from 13.7% - 21.4%, totaling 18.6% overall.

<sup>5</sup> Completed state funded construction projects to date: Grass Creek, Evans Creek, Union Bay Natural Area, Truck Aprons, Eastside Culvert Repair Project. Total percentage MSWBE achieved ranged from 0.00% - 64.74%, totaling 32.14% overall. Total percentage Apprentice achieved ranged from 12.0% - 24.1%, totaling 15.6% overall.

## Diversity and Inclusive Contracting

### Quarterly Progress Report: July–September 2024

# Puget Sound Gateway Program

The SR 167 Completion Project ([wsdot.wa.gov/construction-planning/search-projects/sr-167-completion-project](https://wsdot.wa.gov/construction-planning/search-projects/sr-167-completion-project)) in Pierce County is part of the Puget Sound Gateway Program, which also includes the SR 509 Completion Project in King County. Together these projects complete two major unfinished highways in the Puget Sound region to create new connections to Interstate 5, the ports of Tacoma and Seattle and Seattle-Tacoma International Airport. The SR 167 Completion Project constructs 6 new miles of tolled highway between Puyallup and the Port of Tacoma and builds sidewalks and shared-use paths for non-motorized travelers.

This staged project has ongoing opportunities for interested individuals at all skill levels. For those interested in starting their career in the construction industry, there are available apprenticeship programs to help get you started on your journey. For current SR 167 or SR 509 opportunities, contact Guy F Atkinson Construction (Atkinson) ([atkn.com/build-your-career](https://atkn.com/build-your-career)) to find a program that is best suited for your personal goals and needs.

Jacob Reynolds, Foreman on the SR 167 Completion Project, demonstrates the importance and success of apprenticeship opportunities. Working with the Puyallup Tribe of Indians (PTOI) TERO office ([puyalluptribe-nsn.gov/employment-training-programs-services/tero/](https://puyalluptribe-nsn.gov/employment-training-programs-services/tero/)) and Workforce Development Program (WFD) ([puyalluptribe-nsn.gov/employment-training-programs-services/workforce-development-program-wfd/](https://puyalluptribe-nsn.gov/employment-training-programs-services/workforce-development-program-wfd/)), Reynolds joined the SR 167 Apprenticeship program to start his new career as a carpenter. The program he attended included 40 hours of in class training and a 1500-hour apprenticeship. Two years later, he is a Foreman at Atkinson, managing a four-person crew that builds critical project infrastructure, like the new SR 99 bridge over Hylebos Creek. When managing his crew, he values the opinions of others stating, “Work hard and don’t be afraid to speak up when you have an idea. Fresh eyes bring new perspectives and solutions.” Reynolds future goals are to move into a full-time teaching position to help provide others the same opportunity to start their careers.



Photo of Jacob Reynolds at the SR 99 Bridge over Hylebos Creek.

If you are interested in working on Puget Sound Gateway Projects as a sub-contractor or interested in a training program, please reach out to our team for more information:

Denise Jones, DBE/Title VI Compliance Specialist  
206-704-096, [Denise.Jones@wsdot.wa.gov](mailto:Denise.Jones@wsdot.wa.gov)

### For More Program Information

John White  
Puget Sound Gateway Program Administrator  
206-310-4828, [John.White@wsdot.wa.gov](mailto:John.White@wsdot.wa.gov)

### Puget Sound Gateway Program web link

[wsdot.wa.gov/construction-planning/major-projects/puget-sound-gateway-program](https://wsdot.wa.gov/construction-planning/major-projects/puget-sound-gateway-program)

# Puget Sound Gateway Program

## Diversity / Apprenticeship / Training

Shaded projects are physically complete.

Individual companies certify on multiple TYPEs (M, S, V, W) and are calculated based on contract goals / expectations, these areas are stacked.

Data below is provided to WSDOT by its project contractors. Percentages and dollars are based on amounts paid to date.

| PROGRAM MANAGEMENT AND ENGINEERING (PGM & E) |   |   |               |           |                  |                  |                   |                             |
|--|---|---|---------------|-----------|------------------|------------------|-------------------|-----------------------------|
| DBE  | Disadvantage Business Enterprise (DBE)                          | Percentage  |               | Companies |                  | Date Updated     |                   |                             |
|  |   | Goal  | Current       | #         | Applied (\$)     |                  |                   | Paid (\$)                   |
|  |   | SR 509 General Engineering Consultant Agreement Y-11628 | 15%           | 11.13%    | 7                | \$539,422        | \$539,422         | 10/30/2018                  |
|  | <b>DBE Program Subtotal (Individual Companies <sup>1</sup>)</b> |   | <b>11.13%</b> | <b>7</b>  | <b>\$539,422</b> | <b>\$539,422</b> | <b>10/30/2018</b> | <b>Oct 2014 -- Oct 2018</b> |

| MSWBE | Minority, Small, Veteran, Women Business Enterprise (MSWBE) | Percentage   |               | Companies     |                  | Date Updated     | Duration            |                  |                            |
|-------|---|--|---------------|---------------|------------------|------------------|---------------------|------------------|----------------------------|
|       |   | Goal   | Current       | #             | Stacked (\$)     |                  |                     | Paid (\$)        |                            |
|       |   | Puget Sound Gateway - Program Management Agreement Y-11917 | M             | 4%            | 14.02%           | 4                | \$ 3,096,599.25     | \$ 3,096,599.25  | 9/27/2024                  |
| S     | 14%   |  | 33.76%        | 9             | \$ 7,458,441.30  | \$ 1,129,664.47  |                     |                  |                            |
| V     | 0%  |  | 0.00%         | 0             | \$ -             | \$ -             |                     |                  |                            |
| W     | 6%  |  | 19.66%        | 3             | \$ 4,344,103.26  | \$ 3,232,177.58  |                     |                  |                            |
| Agrmt |   |  | 67.44%        | 16            | \$ 14,899,143.81 | \$ 7,458,441.30  |                     |                  |                            |
|       | SR 167 General Engineering Consultant Agreement Y-11918     | M  | 5%            | 4.09%         | 3                | \$ 2,225,571.97  | \$ 2,225,571.97     | 9/27/2024        | July 2016 - Present        |
| S     |   | 15%  | 17.50%        | 16            | \$ 9,518,714.11  | \$ 1,833,695.25  |                     |                  |                            |
| V     |   | 1%   | 0.73%         | 1             | \$ 398,948.88    | \$ 398,948.88    |                     |                  |                            |
| W     |   | 6%   | 10.04%        | 8             | \$ 5,459,446.89  | \$ 5,060,498.01  |                     |                  |                            |
| Agrmt |   |  | 32.37%        | 28            | \$17,602,681.85  | \$ 9,518,714.11  |                     |                  |                            |
|       | SR 509 General Engineering Consultant Agreement Y-12197     | M  | 10%           | 7.14%         | 3                | \$ 2,615,160.87  | \$ 2,615,160.87     | 9/27/2024        | October 27, 2018 - Present |
| S     |   | 5%   | 41.08%        | 10            | \$ 15,054,937.10 | \$ 8,187,813.72  |                     |                  |                            |
| V     |   | 5%   | 2.41%         | 1             | \$ 885,070.97    | \$ 885,070.97    |                     |                  |                            |
| W     |   | 6%   | 11.91%        | 5             | \$ 4,365,944.97  | \$ 3,366,891.54  |                     |                  |                            |
| Agrmt |   |  | 62.54%        | 19            | \$22,921,113.91  | \$ 15,054,937.10 |                     |                  |                            |
|       | <b>MSWBE Program Subtotal <sup>2</sup></b>                  |  | <b>28.32%</b> | <b>48.99%</b> | <b>25</b>        |                  | <b>\$32,032,093</b> | <b>9/27/2024</b> | <b>July 2016 - Present</b> |

|  |  |           |                     |
|--|--|-----------|---------------------|
| <b>PGM &amp; E TOTAL (Individual Companies <sup>1</sup>)</b> |  | <b>28</b> | <b>\$32,571,515</b> |
|--|--|-----------|---------------------|

### CONSTRUCTION

| DBE | DBE   | Percentage                    |               | Companies |                         | Date Updated            | Apprentice       |                 | Apprentice Hours (Training Hours) <sup>3</sup> |                                |           |
|-----|---|-------------------------------|---------------|-----------|-------------------------|-------------------------|------------------|-----------------|--|--------------------------------|-----------|
|     |   | Goal                          | Current       | #         | Applied (\$)            |                         | Paid (\$)        | Hours % (Goal)  |  | Date Updated                   |           |
|     |   | SR 167/I-5 to SR 509 - Design | DBE           | 45%       | 12.24%                  | 8                       | \$ 3,923,647.63  | \$ 3,923,647.63 | 10/3/2024                                      | 15.89%                         | 10/3/2024 |
|     | SR 167/I-5 to SR509 - New Expressway - Construction | DBE                           | 21%           | 9.26%     | 32                      | \$ 33,704,552.23        | \$ 33,704,552.23 |                 |  |                                |           |
|     | <b>Project</b>                                      |                               | <b>21.50%</b> | <b>40</b> | <b>\$ 37,628,199.86</b> | <b>\$ 37,628,199.86</b> |                  |                 |  |                                |           |
|     | <b>DBE Program Subtotal <sup>2</sup></b>            |                               | <b>21.50%</b> | <b>31</b> | <b>\$ 37,628,199.86</b> | <b>\$ 37,628,199.86</b> |                  |                 |  | <b>December 2021 - Present</b> |           |

| MSWBE   | MSWBE                                      | Percentage  |               | Companies     |                 | Date Updated    | Apprentice             |                 | Apprentice Hours (Training Hours) <sup>3</sup> |                                      |            |
|---------|--|---|---------------|---------------|-----------------|-----------------|------------------------|-----------------|--|--------------------------------------|------------|
|         |  | Goal  | Current       | #             | Stacked (\$)    |                 | Paid (\$)              | Hours % (Goal)  |  | Date Updated                         |            |
|         |  | SR 167/70th Avenue E. Vicinity Bridge Replacement Project | M             | 10%           | 9.20%           | 20              | \$ 3,956,828.68        | \$ 3,722,224.88 | 12/15/2022                                     | 18.57%                               | 12/15/2022 |
| S       | 5%   |   | 11.54%        | 45            | \$ 4,963,862.06 | \$ 391,515.80   |                        |                 |  |                                      |            |
| V       | 5%   |   | 0.84%         | 3             | \$ 360,126.49   | \$ 360,126.49   |                        |                 |  |                                      |            |
| W       | 6%   |   | 1.14%         | 11            | \$ 489,994.89   | \$ 489,994.89   |                        |                 |  |                                      |            |
| Project |  |   | 22.72%        | 79            | \$ 9,770,812.12 | \$ 4,963,862.06 |                        |                 |  |                                      |            |
|         | <b>MSWBE Program Subtotal <sup>2</sup></b> |   | <b>11.54%</b> | <b>22.72%</b> | <b>45</b>       |                 | <b>\$ 4,963,862.06</b> |                 |  | <b>December 2019 - December 2022</b> |            |

| UDBE & FSBE | UDBE & FSBE  | Percentage                          |               | Companies |                | Date Updated            | Apprentice       |                 | Apprentice Hours (Training Hours) <sup>3</sup> |                             |           |
|-------------|--|-------------------------------------|---------------|-----------|----------------|-------------------------|------------------|-----------------|--|-----------------------------|-----------|
|             |  | Goal                                | Current       | #         | Unstacked (\$) |                         | Paid (\$)        | Hours % (Goal)  |  | Date Updated                |           |
|             |  | SR 509, I-5 to 24th Ave S. - Design | UDBE          | 8%        | 14.76%         | 6                       | \$ 3,602,043.87  | \$ 3,602,043.87 | 9/12/2024                                      | 15.31%                      | 9/26/2024 |
|             | FSBE   |                                     | 8%            | 1.34%     | 1              | \$ 326,896.44           | \$ 326,896.44    |                 |  |                             |           |
|             | Project  |                                     |               | 16.10%    | 7              | \$ 3,928,940.31         | \$ 3,928,940.31  |                 |  |                             |           |
|             | SR 509, I-5 to 24th Ave S. - Construction            | UDBE                                | 10%           | 11.22%    | 31             | \$ 27,132,704.73        | \$ 27,132,704.73 | 9/12/2024       | 15.31%   | 9/26/2024                   | 71,409    |
|             |  | FSBE                                | 43%           | 3.16%     | 19             | \$ 7,634,869.19         | \$ 7,634,869.19  |                 |  |                             |           |
|             |  | Project                             |               | 14.38%    | 50             | \$ 34,767,573.92        | \$ 34,767,573.92 |                 |  |                             |           |
|             | <b>UDBE &amp; FSBE Program Subtotal <sup>2</sup></b> |                                     | <b>14.54%</b> | <b>32</b> |                | <b>\$ 38,696,514.23</b> |                  |                 |  | <b>April 2020 - Present</b> |           |

|   |  |           |                         |
|---|--|-----------|-------------------------|
| <b>CONSTRUCTION TOTAL (Individual Companies <sup>1</sup>)</b> |  | <b>73</b> | <b>\$ 81,288,576.15</b> |
|---|--|-----------|-------------------------|

|  |  |            |                      |
|--|--|------------|----------------------|
| <b>GATEWAY PROGRAM TOTAL (Individual Companies <sup>1</sup>)</b> |  | <b>101</b> | <b>\$113,860,091</b> |
|--|--|------------|----------------------|

<sup>1</sup> For DBE Program Subtotal, A&E TOTAL, CONSTRUCTION TOTAL, and PS Gateway PROGRAM TOTAL; the calculation for these are based on each individual company on the PS Gateway Program.

<sup>2</sup> Individual companies certify on multiple TYPEs (M, S, V, W) and to eliminate duplication, the 'MSWBE Program Subtotal' only calculates the overall %, total '# of Companies', and total 'Paid (\$)' to Companies' to date based on each individual company and total paid on the PS Gateway Program (exception - highlighted cell is stacked %).

<sup>3</sup> Once Training Goals are achieved, they are no longer tracked or reported.



## Megaprograms

### I-405/SR 167 Corridor Program

The I-405/SR 167 Corridor Program consists of a series of long-term improvements guided by the I-405 Master Plan and SR 167 Corridor Plan. For two decades, WSDOT has worked with cities, counties, federal agencies, transit agencies and community groups to develop consensus and deliver on a long-term vision for the multimodal redevelopment of this corridor. The Master Plan incorporates more than 150 individual but coordinated projects between SR 512 in Auburn and I-5 in Lynnwood. Total funding for the program is \$4.1 billion.

**Lisa Hodgson, P.E.**  
Program Administrator  
[Lisa.Hodgson@wsdot.wa.gov](mailto:Lisa.Hodgson@wsdot.wa.gov)  
206-410-0401

#### I-405/SR 167 Program web link

[wsdot.wa.gov/construction-planning/major-projects/i-405sr-167-corridor-program](https://wsdot.wa.gov/construction-planning/major-projects/i-405sr-167-corridor-program)




### SR 520 Bridge Replacement and HOV Program

We expect to complete construction this year on both the Montlake Project and the SR 520/I-5 Express Lanes Connection Project. Meanwhile, we opened contractor bids last fall for the next major SR 520 project in Seattle: the Portage Bay Bridge and Roanoke Lid Project. We announced Skanska's \$1.375 billion proposal as having the Apparent Best Value (ABV), which exceeded our engineer's estimate. The final supplemental transportation budget in the 2024 legislative session directed us to move forward with the project, and we awarded the contract to Skanska on March 11. The budget also requires us to seek cost reduction opportunities and issue a report on our efforts by December 2024. Major construction will begin in November 2024.

**Omar Jepperson, P.E., DBIA**  
Program Administrator  
[Omar.Jepperson@wsdot.wa.gov](mailto:Omar.Jepperson@wsdot.wa.gov)  
206-409-6961

#### SR 520 Program web link

[wsdot.wa.gov/construction-planning/major-projects/sr-520-bridge-replacement-and-hov-program](https://wsdot.wa.gov/construction-planning/major-projects/sr-520-bridge-replacement-and-hov-program)




### Puget Sound Gateway Program

The Puget Sound Gateway Program is building critical freight links between the ports of Seattle and Tacoma and key distribution, warehouse and industrial areas in King and Pierce counties. Composed of the SR 167 Completion Project in Pierce County and the SR 509 Completion Project in King County, the Gateway Program is building about 9 miles of new expressway to complete two crucial, unfinished links in Washington's highway and freight network. Together, the projects will help ensure that people and goods move more reliably through the Puget Sound region. Total funding is \$2.68 billion.

**John White, P.E.**  
Program Administrator  
[John.White@wsdot.wa.gov](mailto:John.White@wsdot.wa.gov)  
206-310-4828

#### Puget Sound Gateway Program web link

[wsdot.wa.gov/construction-planning/major-projects/puget-sound-gateway-program](https://wsdot.wa.gov/construction-planning/major-projects/puget-sound-gateway-program)



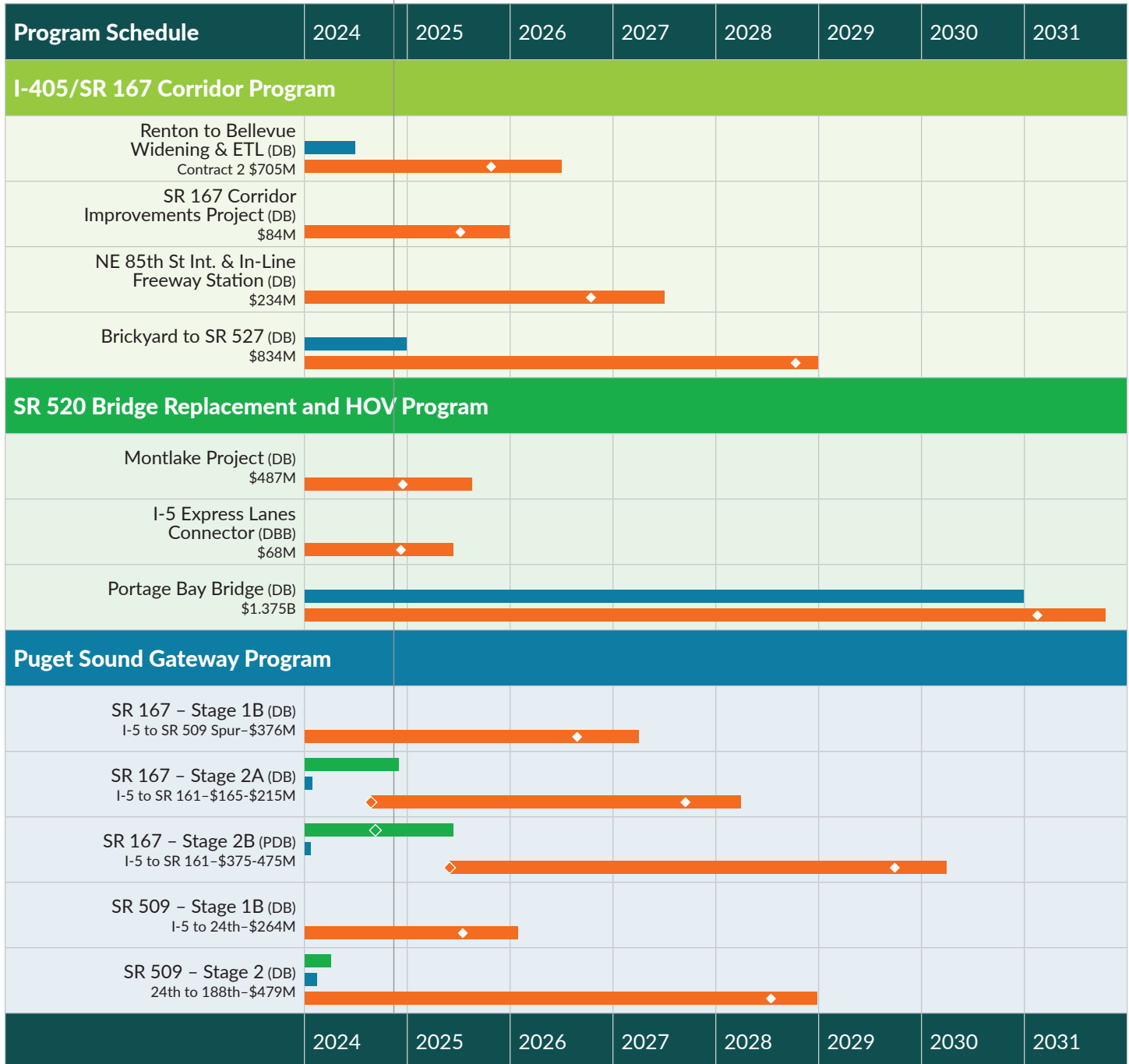
# Megaprograms

## Megaprograms Timeline

LEGEND

- PE
- WSDOT CN
- ◆ RFQ/AD
- ◆ Bid Opening
- ROW
- Other CN
- ◇ Open to Traffic

WE ARE HERE ▼



Updated November 4, 2024

**Title VI Notice to Public:** It is the Washington State Department of Transportation’s (WSDOT) policy to assure that no person shall, on the grounds of race, color, national origin, as provided by Title VI of the Civil Rights Act of 1964, be excluded from participation in, be denied the benefits of, or be otherwise discriminated against under any of its programs and activities. Any person who believes his/her Title VI protection has been violated, may file a complaint with WSDOT’s Office of Equity and Civil Rights (OECR). For additional information regarding Title VI complaint procedures and/or information regarding our non-discrimination obligations, please contact OECR’s Title VI Coordinator at (360) 705-7090.

**Americans with Disabilities Act (ADA) Information:** This material can be made available in an alternate format by emailing the Office of Equity and Civil Rights at [wsdotada@wsdot.wa.gov](mailto:wsdotada@wsdot.wa.gov) or by calling toll free, 855-362-4ADA(4232). Persons who are deaf or hard of hearing may make a request by calling the Washington State Relay at 711.