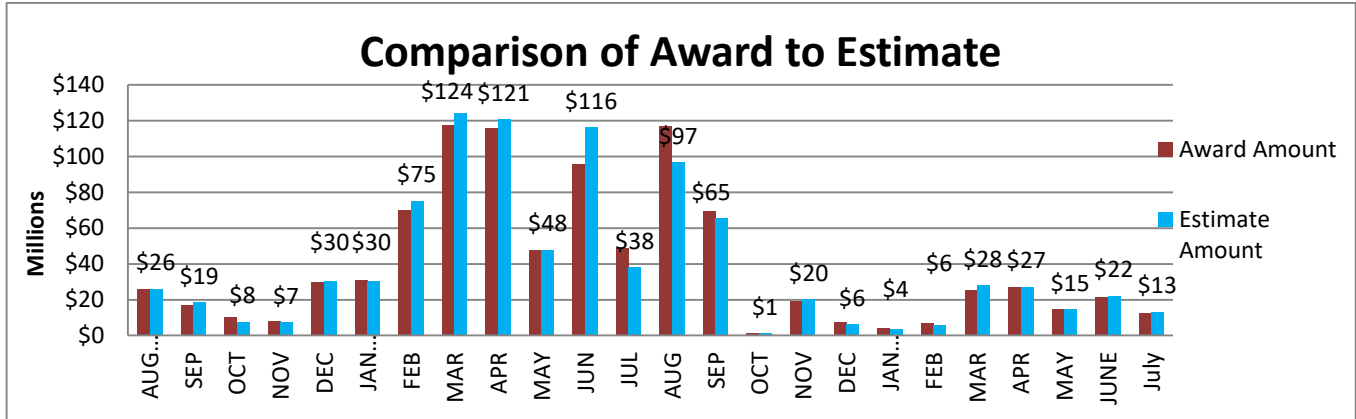


Awarded Design Bid-Build Contracts: Award to Estimate with Average Number of Bidders by Month

August 2022 - July 2024



Month	Average Number of Bidders	Number of Projects	Engineer's Estimate	Contract Award Amount	Percent Difference Between Estimate and Award
August	4	5	\$26,207,213.00	\$25,859,593.00	-1.3%
September	4	6	\$17,153,854.00	\$18,556,759.00	-7.6%
October	5	2	\$7,677,144.00	\$10,528,722.00	37.1%
November	3	6	\$7,324,685.00	\$8,291,782.00	13.2%
December	4	11	\$30,414,979.00	\$29,651,362.00	-2.5%
January 23	3	8	\$30,848,509.96	\$30,266,108.40	1.9%
February	6	11	\$75,269,637.35	\$70,138,448.49	-6.8%
March	3	11	\$124,371,805.32	\$117,384,615.04	-5.6%
April	3	11	\$120,736,623.72	\$115,718,663.30	-4.2%
May	3	12	\$47,994,846.74	\$47,368,653.66	-1.3%
June	3	10	\$116,327,463.33	\$95,531,785.20	-17.8%
July	3	14	\$38,200,647.00	\$49,030,983.00	28.4%
August	3	8	\$96,569,007.76	\$117,084,712.75	21.2%
September	3	5	\$69,149,363.85	\$65,451,282.95	5.7%
October	9	1	\$1,394,219.00	\$1,432,649.00	2.8%
November	4	3	\$19,388,784.47	\$20,355,533.25	5.0%
December	2	2	\$6,294,800.26	\$7,186,377.00	14.2%
January 24	9	1	\$3,656,341.00	\$3,656,341.00	15.86%
February	3	2	\$6,870,071.96	\$5,950,174.83	15.46%
March	4	8	\$25,683,962.45	\$28,087,077.71	-8.56%
April	2	6	\$27,197,306.80	\$26,966,774.27	-0.74%
*May	2	4	\$14,941,822.29	\$14,914,670.80	-0.18%
June	3	8	\$22,287,070.00	\$21,790,245.32	-2.23%
July	3	6	\$13,215,169.04	\$12,569,565.55	-4.89%

*Some data not available in CCIS

*# Data updated after CCIS updated

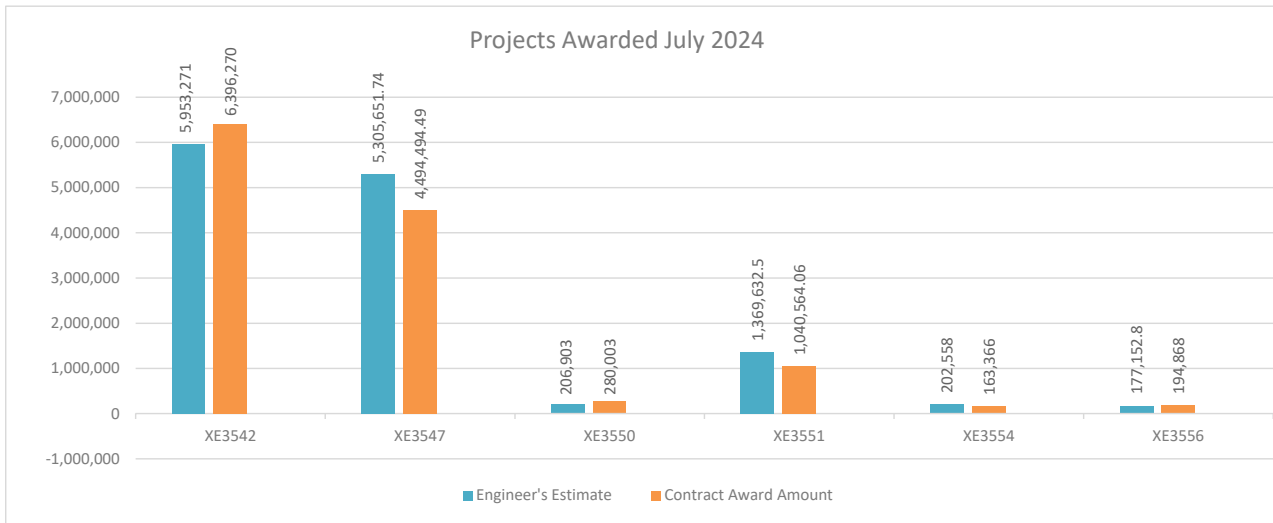
**Also opened in June 2022: Contract 9786 Cabin Cr I/C to West Easton I/C Phase 3 Add Lanes and Wildlife Bridges.

Note: Does not include Design Build, Emergency Contracts, On-Call, Single Source or Region Level Small Works Projects



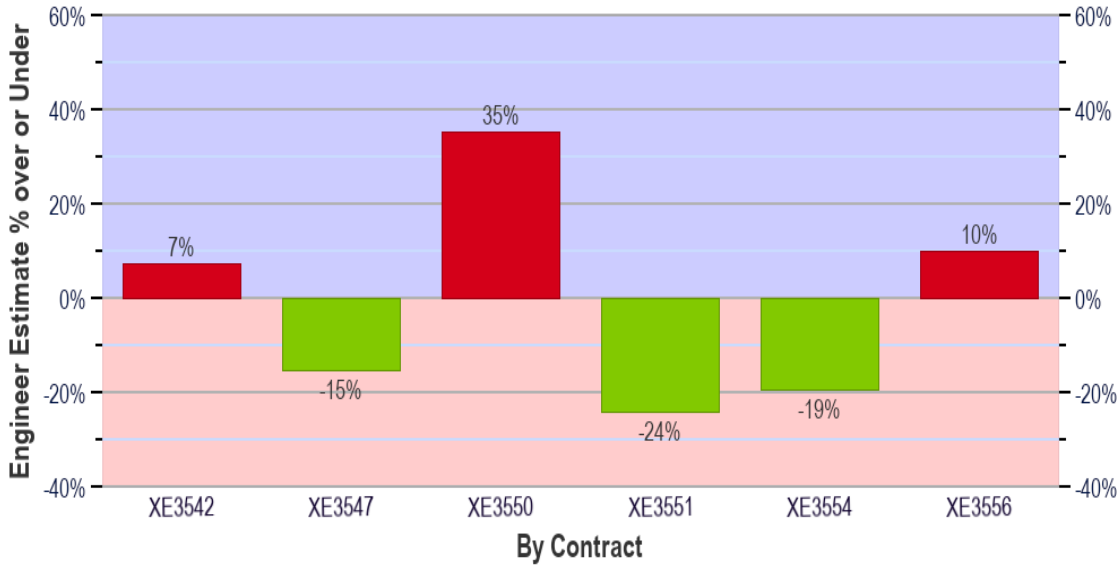
For more information, please contact Kari Beardslee from the WSDOT Design Office at kari.beardslee@wsdot.wa.gov

Monthly Award to Estimate Comparison July 2024



Contract Number	Title	Award Date	Number of Bidders	Engineer's Estimate	Contract Award Amount	Over / Under Percent
XE3542	Sr 240, Richland Corridor Improve	7/2/2024	3	5,953,271	6,396,270	7.44%
XE3547	Us195, Cornwall Rd To Cheney-spok	7/1/2024	2	5,305,651.74	4,494,494.49	-15.29%
XE3550	Us 101, Chehalis River Bridge Bridge	7/12/2024	5	206,903	280,003	35.33%
XE3551	I-5, 54th Ave To N Of 20th St E Hma	7/11/2024	3	1,369,632.5	1,040,564.06	-24.03%
XE3554	Sr 522, Unt To Evans Creek Adaptiv	7/19/2024	3	202,558	163,366	-19.35%
XE3556	Sr 532, Secret Creek Adaptive Mana	7/23/2024	1	177,152.8	194,868	10.00%

Engineers Est Over/Under



*Awarded but not shown on Projects Awarded graph

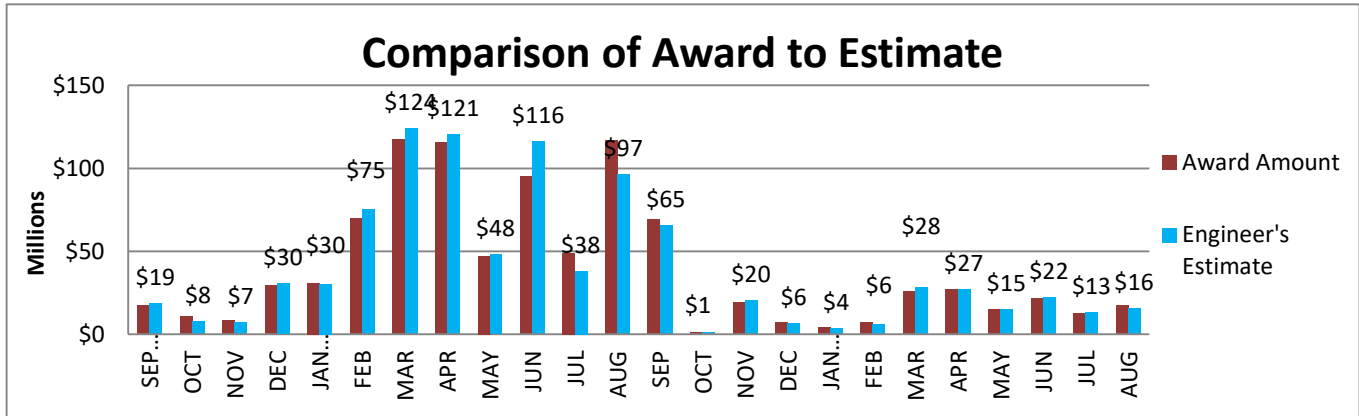
Note: Does not include Design Build, Emergency Contracts, On-Call, Single Source or Region Level Small Works Projects



**Washington State
Department of Transportation**

For more information, please contact Kari Beardslee from the WSDOT Design Office at beardsk@wsdot.wa.gov

Awarded Design Bid-Build Contracts: Award to Estimate with Average Number of Bidders by Month September 2022 - August 2024



Month	Average Number of Bidders	Number of Projects	Engineer's Estimate	Contract Award Amount	Percent Difference Between Estimate and Award
September	4	6	\$17,153,854.00	\$18,556,759.00	-7.60%
October	5	2	\$7,677,144.00	\$10,528,722.00	37.10%
November	3	6	\$7,324,685.00	\$8,291,782.00	13.20%
December	4	11	\$30,414,979.00	\$29,651,362.00	-2.50%
January 23	3	8	\$30,848,509.96	\$30,266,108.40	1.90%
February	6	11	\$75,269,637.35	\$70,138,448.49	-6.80%
March	3	11	\$124,371,805.32	\$117,384,615.04	-5.60%
April	3	11	\$120,736,623.72	\$115,718,663.30	-4.20%
May	3	12	\$47,994,846.74	\$47,368,653.66	-1.30%
June	3	10	\$116,327,463.33	\$95,531,785.20	-17.78%
July	3	14	\$38,200,647.00	\$49,030,983.00	28.40%
August	3	8	\$96,569,007.76	\$117,084,712.75	21.24%
September	3	5	\$69,149,363.85	\$65,451,282.95	5.65%
October	9	1	\$1,394,219.00	\$1,432,649.00	2.76%
November	4	3	\$19,388,784.47	\$20,355,533.25	4.99%
December	2	2	\$6,294,800.26	\$7,186,377.00	14.16%
January 24	9	1	\$3,656,341.00	\$3,656,341.00	15.86%
February	3	2	\$6,870,071.96	\$5,950,174.83	15.46%
March	4	8	\$25,683,962.45	\$28,087,077.71	-8.56%
April	2	6	\$27,197,306.80	\$26,966,774.27	-0.74%
*May	2	4	\$14,941,822.29	\$14,914,670.80	-0.18%
June	3	8	\$22,287,070.00	\$21,790,245.32	-2.23%
July	3	6	\$13,215,169.04	\$12,569,565.55	4.89%
August	5	3	15,527,294.83	17,581,484.55	13.23%

*Some data not available in CCIS

*# Data updated after CCIS updated

**Also opened in June 2022: Contract 9786 Cabin Cr I/C to West Easton I/C Phase 3 Add Lanes and Wildlife Bridges.

Note: Does not include Design Build, Emergency Contracts, On-Call, Single Source or Region Level Small Works Projects

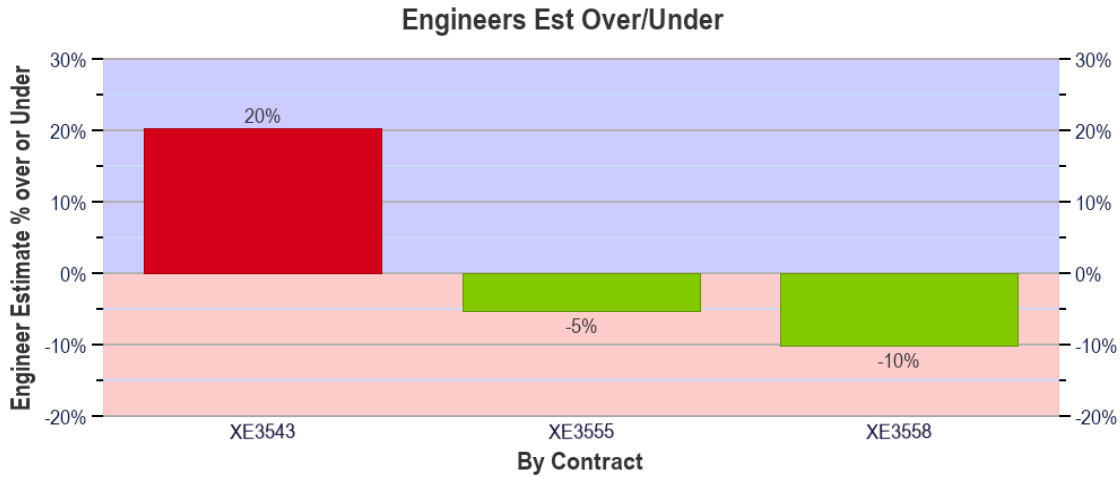


For more information, please contact Kari Beardslee from the WSDOT Design Office at kari.beardslee@wsdot.wa.gov

Monthly Award to Estimate Comparison August 2024



Contract Number	Title	Award Date	Number of Bidders	Engineer's Estimate	Contract Award Amount	Over / Under Percent
XE3543	I-82, Sr 14 Interchange Vicinity - Plymouth W	8/7/2024	2	11,469,667.2	13,801,000	20.33%
XE3555	Sr 161, Unnamed Trib To South Creek Rem	8/7/2024	8	2,773,201.23	2,626,469.47	-5.29%
XE3558	Us 97a Et Al, Illumination And Signal Ca Up	8/20/2024	5	1,284,426.4	1,154,015.08	-10.15%



*Awarded but not shown on Projects Awarded graph

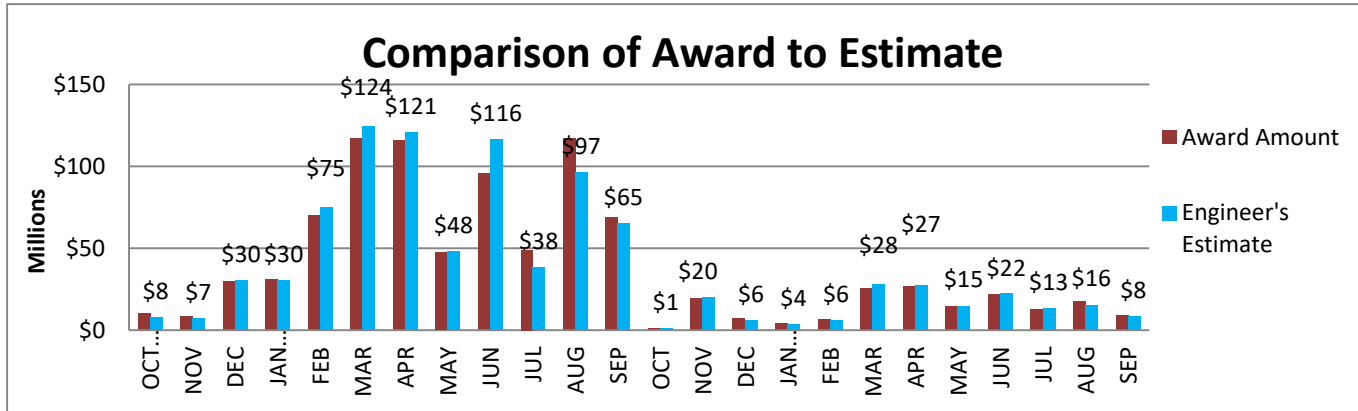
Note: Does not include Design Build, Emergency Contracts, On-Call, Single Source or Region Level Small Works Projects



**Washington State
Department of Transportation**

For more information, please contact Kari Beardslee from the WSDOT Design Office at beardsk@wsdot.wa.gov

Awarded Design Bid-Build Contracts: Award to Estimate with Average Number of Bidders by Month October 2022 - September 2024



Month	Average Number of Bidders	Number of Projects	Engineer's Estimate	Contract Award Amount	Percent Difference Between Estimate and Award
October	5	2	\$7,677,144.00	\$10,528,722.00	37.10%
November	3	6	\$7,324,685.00	\$8,291,782.00	13.20%
December	4	11	\$30,414,979.00	\$29,651,362.00	-2.50%
January 23	3	8	\$30,848,509.96	\$30,266,108.40	1.90%
February	6	11	\$75,269,637.35	\$70,138,448.49	-6.80%
March	3	11	\$124,371,805.32	\$117,384,615.04	-5.60%
April	3	11	\$120,736,623.72	\$115,718,663.30	-4.20%
May	3	12	\$47,994,846.74	\$47,368,653.66	-1.30%
June	3	10	\$116,327,463.33	\$95,531,785.20	-17.78%
July	3	14	\$38,200,647.00	\$49,030,983.00	28.40%
August	3	8	\$96,569,007.76	\$117,084,712.75	21.24%
September	3	5	\$69,149,363.85	\$65,451,282.95	5.65%
October	9	1	\$1,394,219.00	\$1,432,649.00	2.76%
November	4	3	\$19,388,784.47	\$20,355,533.25	4.99%
December	2	2	\$6,294,800.26	\$7,186,377.00	14.16%
January 24	9	1	\$3,656,341.00	\$3,656,341.00	15.86%
February	3	2	\$6,870,071.96	\$5,950,174.83	15.46%
March	4	8	\$25,683,962.45	\$28,087,077.71	-8.56%
April	2	6	\$27,197,306.80	\$26,966,774.27	-0.74%
*May	2	4	\$14,941,822.29	\$14,914,670.80	-0.18%
June	3	8	\$22,287,070.00	\$21,790,245.32	-2.23%
July	3	6	\$13,215,169.04	\$12,569,565.55	4.89%
August	5	3	\$15,527,294.83	\$17,581,484.55	13.23%
September	3	2	\$9,129,355.76	\$8,379,006.90	8.96%

*Some data not available in CCIS

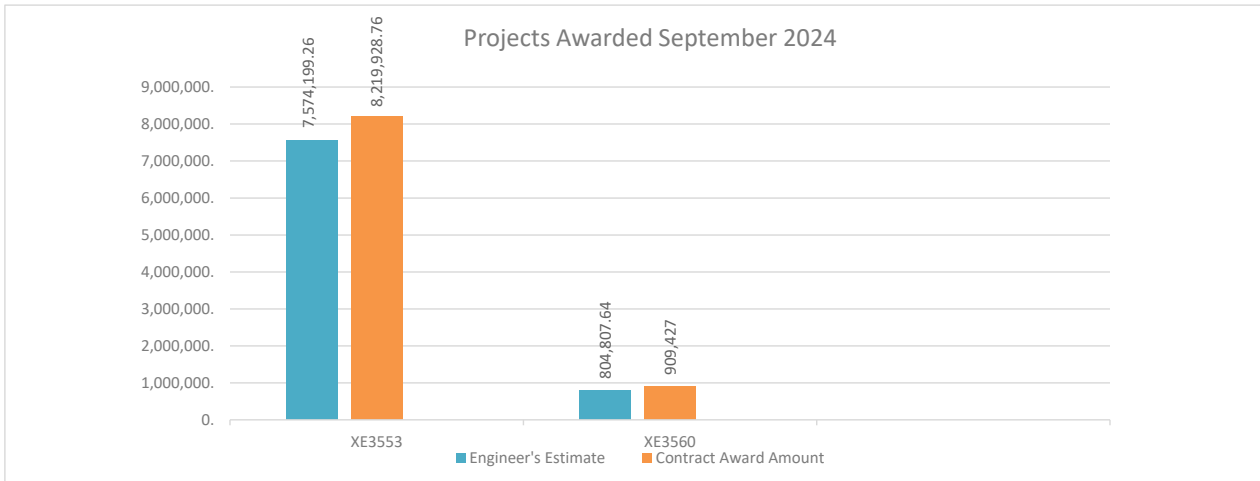
*# Data updated after CCIS updated

Note: Does not include Design Build, Emergency Contracts, On-Call, Single Source or Region Level Small Works Projects

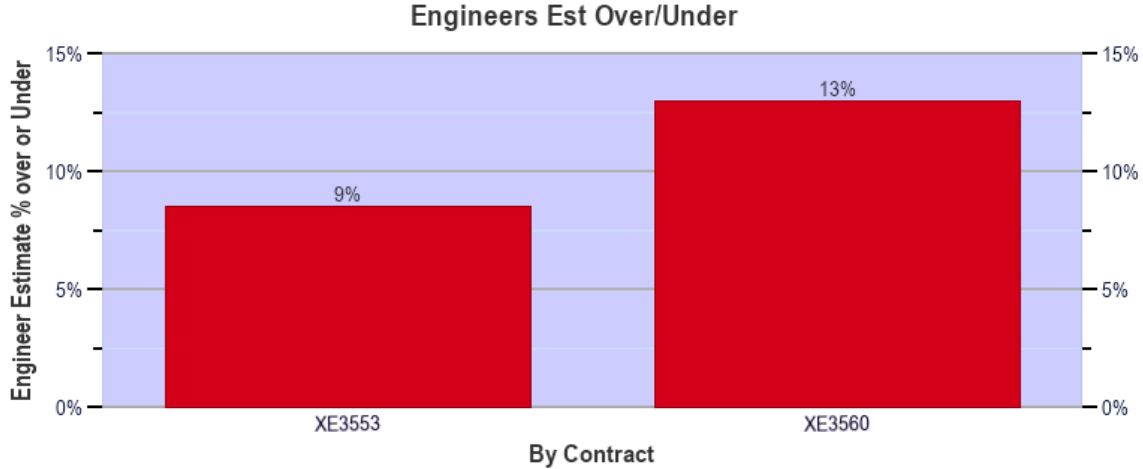


For more information, please contact Kari Beardslee from the WSDOT Design Office at kari.beardslee@wsdot.wa.gov

Monthly Award to Estimate Comparison September 2024



Contract Number	Title	Award Date	Number of Bidders	Engineer's Estimate	Contract Award Amount	Over / Under Percent
XE3553	Sr 99, Sr 516 To S 200th St Paving & Ada C	9/18/2024	4	\$7,574,199.26	\$8,219,928.76	8.53%
XE3560	Er, Tmc Relocation Communication Hub	9/6/2024	2	\$804,807.64	\$909,427.00	13.00%



*Awarded but not shown on Projects Awarded graph

Note: Does not include Design Build, Emergency Contracts, On-Call, Single Source or Region Level Small Works Projects



**Washington State
Department of Transportation**

For more information, please contact Kari Beardslee from the WSDOT Design Office at beardsk@wsdot.wa.gov