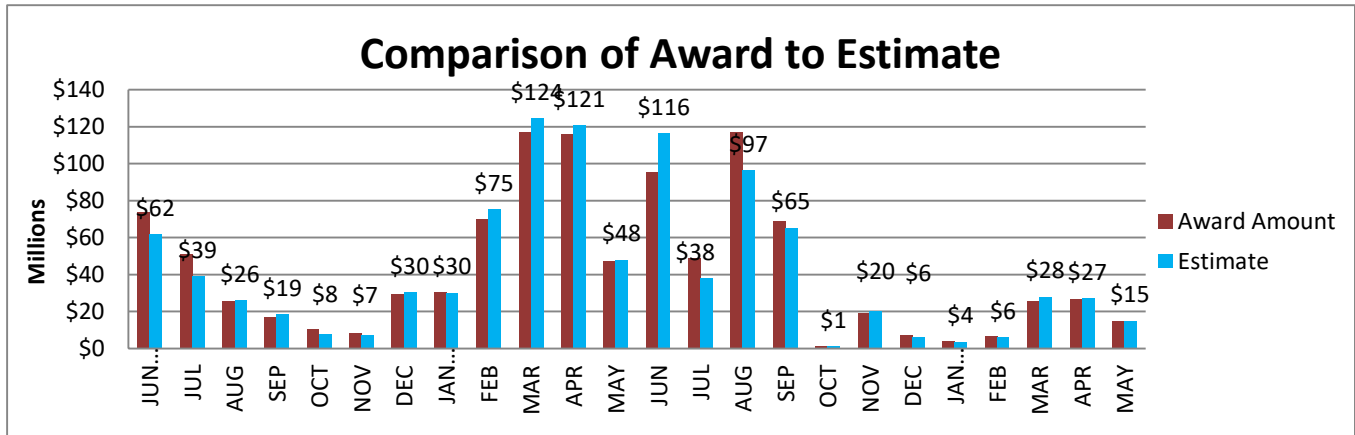


## Awarded Design Bid-Build Contracts: Award to Estimate with Average Number of Bidders by Month June 2022 - May 2024



| Month      | Average Number of Bidders | Number of Projects | Engineer's Estimate | Contract Award Amount | Percent Difference Between Estimate and Award |
|------------|---------------------------|--------------------|---------------------|-----------------------|---|
| *# June    | 3                         | 20                 | \$60,590,380.00     | \$72,586,258.00       | 19.8%   |
| **June     | 5                         | 1                  | \$249,464,179.00    | \$285,464,518.00      | 14.5%   |
| *#July     | 2                         | 11                 | \$39,100,128.00     | \$51,012,390.00       | 30.5%   |
| August     | 4                         | 5                  | \$26,207,213.00     | \$25,859,593.00       | -1.3%   |
| September  | 4                         | 6                  | \$17,153,854.00     | \$18,556,759.00       | -7.6%   |
| October    | 5                         | 2                  | \$7,677,144.00      | \$10,528,722.00       | 37.1%   |
| November   | 3                         | 6                  | \$7,324,685.00      | \$8,291,782.00        | 13.2%   |
| December   | 4                         | 11                 | \$30,414,979.00     | \$29,651,362.00       | -2.5%   |
| January 23 | 3                         | 8                  | \$30,848,509.96     | \$30,266,108.40       | 1.9%  |
| February   | 6                         | 11                 | \$75,269,637.35     | \$70,138,448.49       | -6.8%   |
| March      | 3                         | 11                 | \$124,371,805.32    | \$117,384,615.04      | -5.6%   |
| April      | 3                         | 11                 | \$120,736,623.72    | \$115,718,663.30      | -4.2%   |
| May        | 3                         | 12                 | \$47,994,846.74     | \$47,368,653.66       | -1.3%   |
| June       | 3                         | 10                 | \$116,327,463.33    | \$95,531,785.20       | -17.8%  |
| July       | 3                         | 14                 | \$38,200,647.00     | \$49,030,983.00       | 28.4%   |
| August     | 3                         | 8                  | \$96,569,007.76     | \$117,084,712.75      | 21.2%   |
| September  | 3                         | 5                  | \$69,149,363.85     | \$65,451,282.95       | 5.7%  |
| October    | 9                         | 1                  | \$1,394,219.00      | \$1,432,649.00        | 2.8%  |
| November   | 4                         | 3                  | \$19,388,784.47     | \$20,355,533.25       | 5.0%  |
| December   | 2                         | 2                  | \$6,294,800.26      | \$7,186,377.00        | 14.2%   |
| January 24 | 9                         | 1                  | \$3,656,341.00      | \$3,656,341.00        | 15.86%  |
| February   | 3                         | 2                  | \$6,870,071.96      | \$5,950,174.83        | 15.46%  |
| March      | 4                         | 8                  | \$25,683,962.45     | \$28,087,077.71       | -8.56%  |
| April      | 2                         | 6                  | \$27,197,306.80     | \$26,966,774.27       | -0.74%  |
| *May       | 2                         | 4                  | \$14,941,822.29     | \$14,914,670.80       | -0.18%  |

\*Some data not available in CCIS

\*# Data updated after CCIS updated

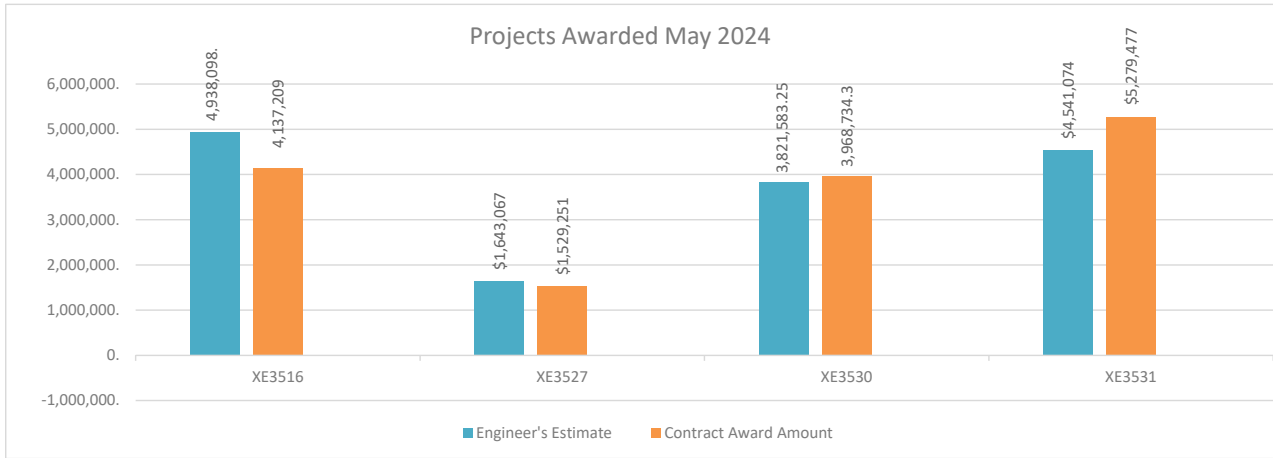
\*\*Also opened in June 2022: Contract 9786 Cabin Cr I/C to West Easton I/C Phase 3 Add Lanes and Wildlife Bridges.

Note: Does not include Design Build, Emergency Contracts, On-Call, Single Source or Region Level Small Works Projects

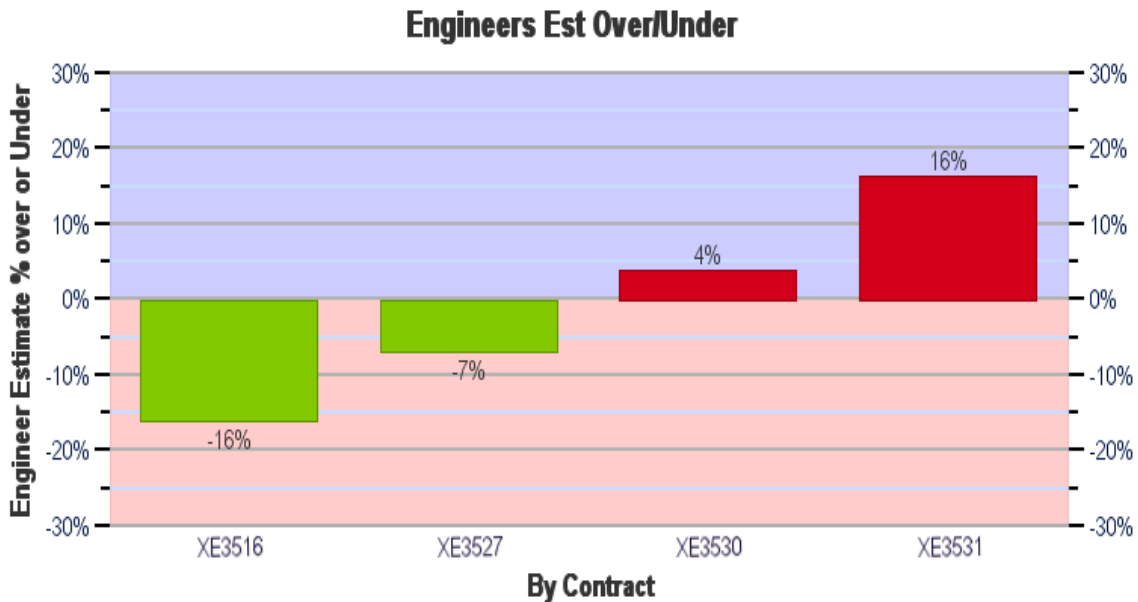


For more information, please contact Kari Beardslee from the WSDOT Design Office at kari.beardslee@wsdot.wa.gov

## Monthly Award to Estimate Comparison May 2024



| Contract Number | Title                               | Award Date | Number of Bidders | Engineer's Estimate | Contract Award Amount | Over / Under Percent |
|-----------------|-------------------------------------|------------|-------------------|---------------------|-----------------------|----------------------|
| XE3516          | Sr 520, Floating Bridge & Approache | 5/6/2024   | 2                 | \$3,270,311.50      | \$4,137,209.00        | 26.51%               |
| XE3527          | NE Rock Creek Rd Intersection Impr  | 5/29/2024  | 1                 | \$1,643,067.24      | \$1,529,251.00        | -6.93%               |
| XE3530          | Sr 24 Et Al, Scr 2024 Region Wide C | 5/20/2024  | 3                 | \$3,821,583.25      | \$3,968,734.30        | 3.85%                |
| XE3531          | 2024 OR Region Wide Cip Seal        | 5/20/2024  | 2                 | \$4,541,073.80      | \$5,279,476.50        | 16.26%               |



\*Awarded but not shown on Projects Awarded graph  
 Note: Does not include Design Build, Emergency Contracts, On-Call, Single Source or Region Level Small Works Projects



For more information, please contact Kari Beardslee from the WSDOT Design Office at [beardsk@wsdot.wa.gov](mailto:beardsk@wsdot.wa.gov)