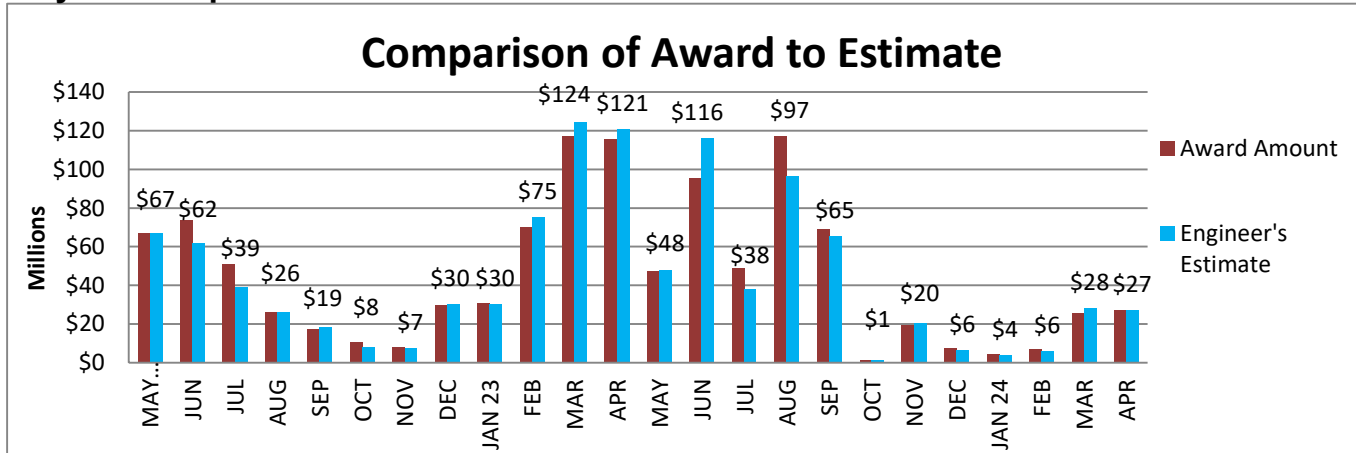


# Awarded Design Bid-Build Contracts: Award to Estimate with Average Number of Bidders by Month May 2022 - April 2024



Month	Average Number of Bidders	Number of Projects	Engineer's Estimate	Contract Award Amount	Percent Difference Between Estimate and Award
May	3	11	\$67,123,435.00	\$66,779,036.00	-0.5%
*# June	3	20	\$60,590,380.00	\$72,586,258.00	19.8%
**June	5	1	\$249,464,179.00	\$285,464,518.00	14.5%
*#July	2	11	\$39,100,128.00	\$51,012,390.00	30.5%
August	4	5	\$26,207,213.00	\$25,859,593.00	-1.3%
September	4	6	\$17,153,854.00	\$18,556,759.00	-7.6%
October	5	2	\$7,677,144.00	\$10,528,722.00	37.1%
November	3	6	\$7,324,685.00	\$8,291,782.00	13.2%
December	4	11	\$30,414,979.00	\$29,651,362.00	-2.5%
January 23	3	8	\$30,848,509.96	\$30,266,108.40	1.9%
February	6	11	\$75,269,637.35	\$70,138,448.49	-6.8%
March	3	11	\$124,371,805.32	\$117,384,615.04	-5.6%
April	3	11	\$120,736,623.72	\$115,718,663.30	-4.2%
May	3	12	\$47,994,846.74	\$47,368,653.66	-1.3%
June	3	10	\$116,327,463.33	\$95,531,785.20	-17.8%
July	3	14	\$38,200,647.00	\$49,030,983.00	28.4%
August	3	8	\$96,569,007.76	\$117,084,712.75	21.2%
September	3	5	\$69,149,363.85	\$65,451,282.95	5.7%
October	9	1	\$1,394,219.00	\$1,432,649.00	2.8%
November	4	3	\$19,388,784.47	\$20,355,533.25	5.0%
December	2	2	\$6,294,800.26	\$7,186,377.00	14.2%
January 24	9	1	\$3,656,341.00	\$3,656,341.00	15.86%
February	3	2	\$6,870,071.96	\$5,950,174.83	15.46%
March	4	8	\$25,683,962.45	\$28,087,077.71	-8.56%
April	2	6	\$27,197,306.80	\$26,966,774.27	-0.74%

\*Some data not available in CCIS

\*# Data updated after CCIS updated

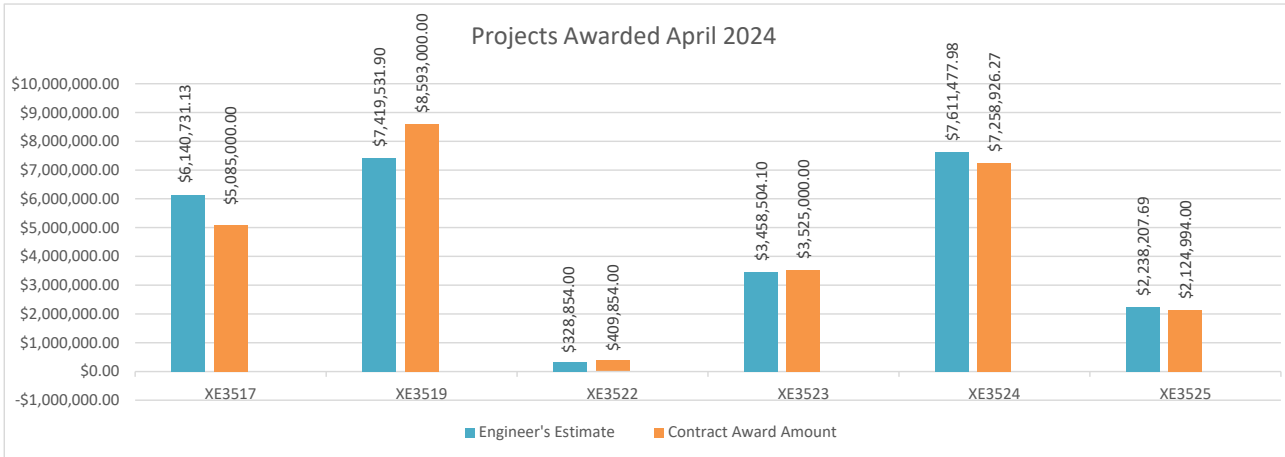
\*\*Also opened in June 2022: Contract 9786 Cabin Cr I/C to West Easton I/C Phase 3 Add Lanes and Wildlife Bridges.

Note: Does not include Design Build, Emergency Contracts, On-Call, Single Source or Region Level Small Works Projects



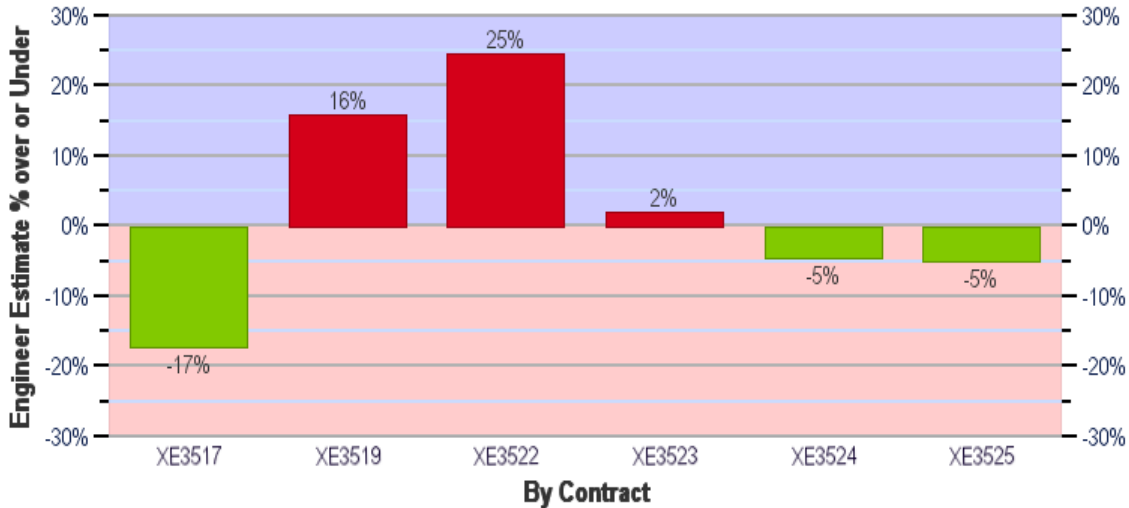
For more information, please contact Kari Beardslee from the WSDOT Design Office at kari.beardslee@wsdot.wa.gov

## Monthly Award to Estimate Comparison April 2024



Contract Number	Title	Award Date	Number of Bidders	Engineer's Estimate	Contract Award Amount	Over / Under Percent
XE3517	Sr 26 Et Al, Ncr Seal 2024	4/4/2024	2	\$6,140,731.13	\$5,085,000.00	-17.19%
XE3519	2024 Eastern Region, Chip Seal	4/11/2024	3	\$7,419,531.90	\$8,593,000.00	15.82%
XE3522	Sr160, Southworth Ferry Terminal Ti	4/9/2024	1	\$328,854.00	\$409,854.00	24.63%
XE3523	Us 395, Nsc Spokane River To Colu	4/17/2024	2	\$3,458,504.10	\$3,525,000.00	1.92%
XE3524	Sr 6 And Sr 508, Lewis County Chip	4/19/2024	3	\$7,611,477.98	\$7,258,926.27	-4.63%
XE3525	2024 Cw Branch, Sr 904 Betz Rd Cro	4/24/2024	2	\$2,238,207.69	\$2,124,994.00	-5.06%

## Engineers Est Over/Under



\*Awarded but not shown on Projects Awarded graph

Note: Does not include Design Build, Emergency Contracts, On-Call, Single Source or Region Level Small Works Projects



**Washington State  
Department of Transportation**

For more information, please contact Kari Beardslee from the WSDOT Design Office at [beardsk@wsdot.wa.gov](mailto:beardsk@wsdot.wa.gov)