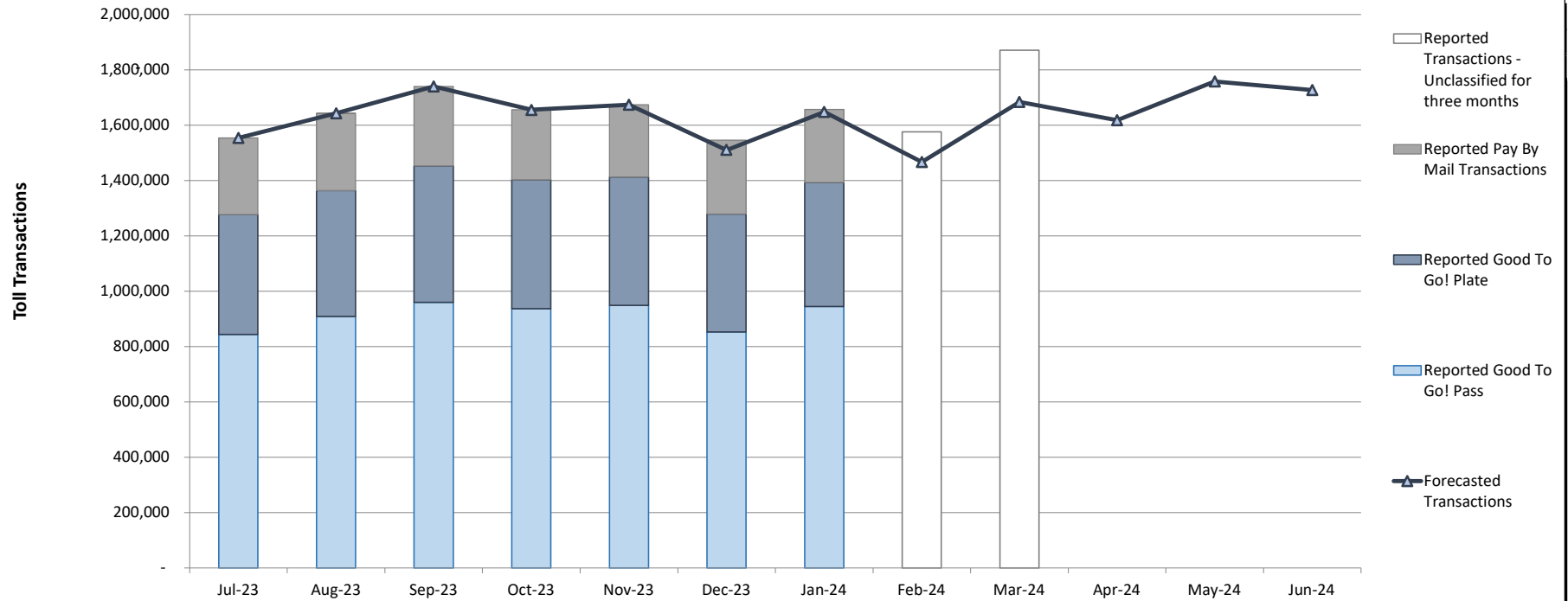


SR 520 Forecasted and Reported Toll Traffic - Fiscal Year 2024 Updated 4/23/2024

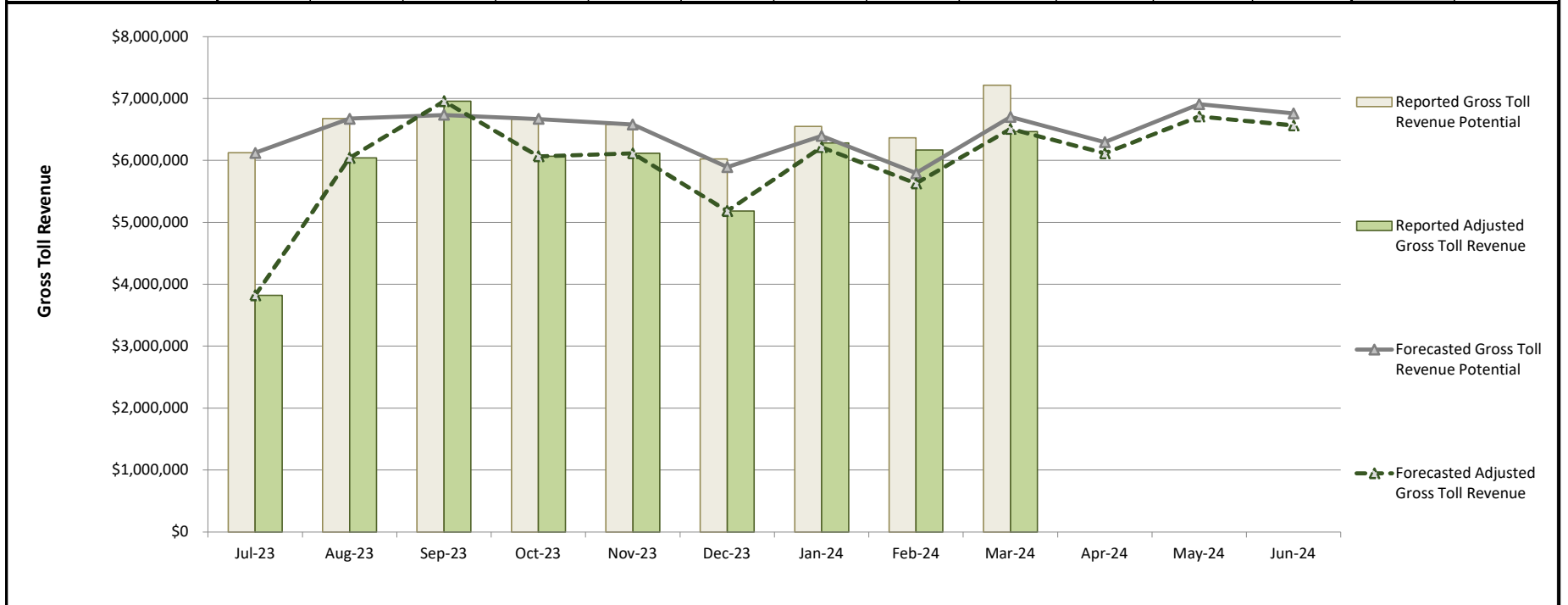
TOLL TRANSACTIONS		Jul-23	Aug-23	Sep-23	Oct-23	Nov-23	Dec-23	Jan-24	Feb-24	Mar-24	Apr-24	May-24	Jun-24	Fiscal Year To Date	Annual Total ⁵
Weekend Closure Days ¹	Forecasted	3.63	4.00	0.42	4.00	-	2.00	1.68	1.68	1.68	2.00	2.00	2.00	19.08	25.08
	Reported	3.63	4.00	0.42	4.00	-	2.00	-	2.00	-	-	-	-	16.04	16.04
Weeknight Closures ²	Forecasted	1.50	2.00	2.33	2.75	-	0.83	0.83	0.83	0.83	1.00	1.00	1.00	11.92	14.92
	Reported	1.50	2.00	2.33	2.75	-	0.83	-	1.00	-	-	-	-	10.42	10.42
Forecasted Transactions ³		1,554,326	1,642,588	1,740,216	1,655,382	1,673,589	1,510,544	1,648,000	1,467,000	1,684,000	1,618,000	1,758,000	1,727,000	14,575,645	19,679,000
Reported Transactions ⁴		1,554,326	1,642,588	1,740,216	1,655,382	1,673,589	1,545,686	1,657,154	1,576,138	1,871,547				14,916,626	-
Variance From Forecast		-	-	-	-	-	35,142	9,154	109,138	187,547	-	-	-	340,981	-
Variance - % Change		-	-	-	-	-	2.3%	0.6%	7.4%	11.1%	-	-	-	2.3%	-
Reported Good To Go! Pass		54.3%	55.3%	55.1%	56.6%	56.7%	55.2%	57.0%	-	-	-	-	-	52.0%	55.2%
Reported Good To Go! Plate		27.9%	27.7%	28.4%	28.2%	27.7%	27.5%	27.1%	-	-	-	-	-	30.2%	24.4%
Reported Pay By Mail		17.9%	16.9%	16.5%	15.3%	15.6%	17.3%	15.9%	-	-	-	-	-	17.9%	20.4%



- Notes:**
- 1 Forecasted weekend construction related closures as provided by the WSDOT - February 2024 TRFC Forecast. A value of 1.0 represents a 24 hour (12 AM to 12 AM) two-way weekend closure of SR 520.
 - 2 Forecasted weekday night construction related closures as provided by the WSDOT - February 2024 TRFC Forecast. A value of 1.0 represents a 6 hour (11 PM to 5 AM) two-way weekday night closure of SR 520.
 - 3 Values based on the WSDOT - February 2024 TRFC Forecast.
 - 4 Reported values are based on total monthly transactions adjusted for non-revenue and duplicate transactions.
 - 5 Payment split percentages provided in the Annual Total column represent forecasted payment splits for FY2024 based on the WSDOT - February 2024 TRFC Forecast.

SR 520 Forecasted and Reported Gross Toll Revenue - Fiscal Year 2024 Updated 4/23/2024

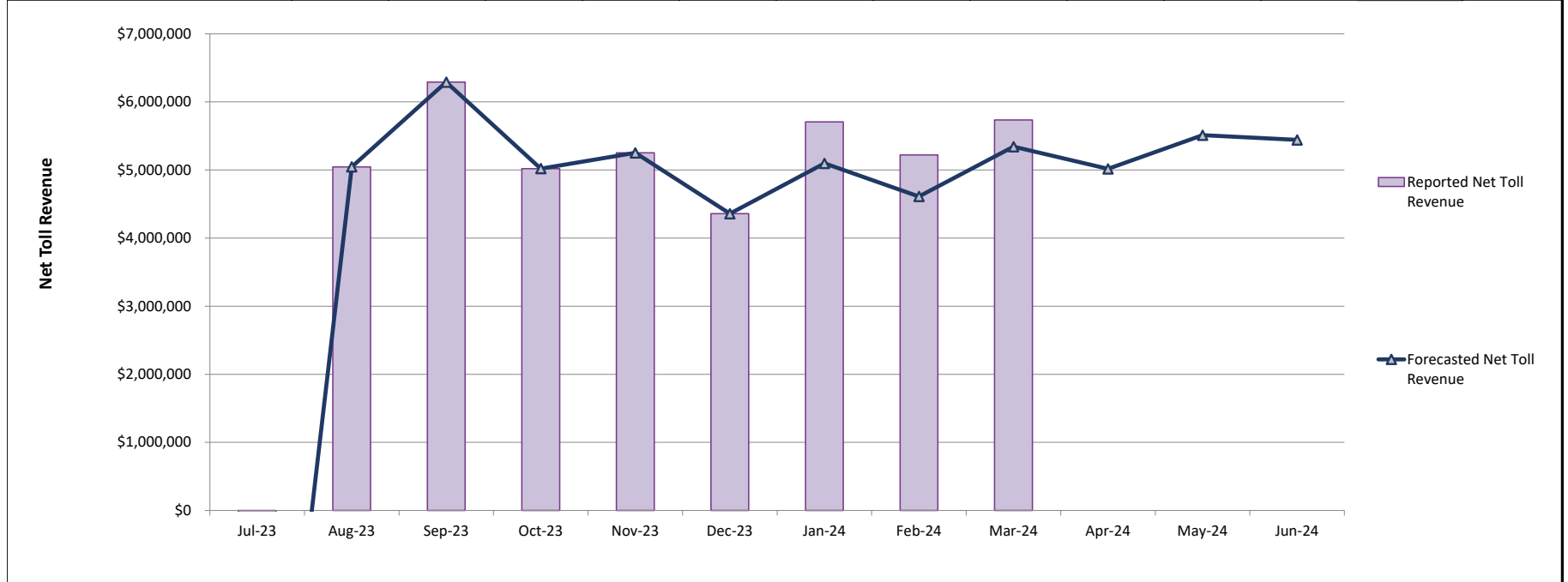
GROSS TOLL REVENUE		Jul-23	Aug-23	Sep-23	Oct-23	Nov-23	Dec-23	Jan-24	Feb-24	Mar-24	Apr-24	May-24	Jun-24	Fiscal Year To Date	Annual Total
Weekend Closure Days ¹	Forecasted	3.63	4.00	0.42	4.00	-	2.00	1.68	1.68	1.68	2.00	2.00	2.00	19.08	25.08
	Reported	3.63	4.00	0.42	4.00	-	2.00	-	2.00	-	-	-	-	16.04	16.04
Weeknight Closures ²	Forecasted	1.50	2.00	2.33	2.75	-	0.83	0.83	0.83	0.83	1.00	1.00	1.00	11.92	14.92
	Reported	1.50	2.00	2.33	2.75	-	0.83	-	1.00	-	-	-	-	10.42	10.42
Forecasted Potential ³		\$6,121,495	\$6,673,351	\$6,734,828	\$6,669,194	\$6,579,093	\$5,892,012	\$6,395,000	\$5,794,000	\$6,701,000	\$6,293,000	\$6,907,000	\$6,758,000	\$57,559,973	\$77,518,000
Reported Potential ⁴		\$6,121,495	\$6,673,351	\$6,734,828	\$6,669,194	\$6,579,093	\$6,025,223	\$6,549,124	\$6,364,827	\$7,214,091				\$58,931,225	-
Variance From Forecast		\$0	\$0	\$0	\$0	\$0	\$133,211	\$154,124	\$570,827	\$513,091	\$0	\$0	\$0	\$1,371,252	-
Variance - % Change		-	-	-	-	-	2.3%	2.4%	9.9%	7.7%	-	-	-	2.4%	-
Forecasted Adjusted ⁵		\$3,821,377	\$6,041,314	\$6,955,514	\$6,066,932	\$6,114,568	\$5,183,347	\$6,213,000	\$5,628,000	\$6,507,000	\$6,114,000	\$6,709,000	\$6,565,000	\$52,531,052	\$71,919,000
Reported Adjusted ⁶		\$3,821,377	\$6,041,314	\$6,955,514	\$6,066,932	\$6,114,568	\$5,183,347	\$6,281,235	\$6,169,830	\$6,464,552				\$53,098,669	-
Variance From Forecast		\$0	\$0	\$0	\$0	\$0	\$0	\$68,235	\$541,830	-\$42,448	\$0	\$0	\$0	\$567,617	-
Variance - % Change		-	-	-	-	-	-	1.1%	9.6%	(0.7%)	-	-	-	1.1%	-



- Notes:**
- Forecasted weekend construction related closures as provided by the WSDOT - February 2024 TRFC Forecast. A value of 1.0 represents a 24 hour (12 AM to 12 AM) two-way weekend closure of SR 520.
 - Forecasted weekday night construction related closures as provided by the WSDOT - February 2024 TRFC Forecast. A value of 1.0 represents a 6 hour (11 PM to 5 AM) two-way weekday night closure of SR 520.
 - Values based on the WSDOT - February 2024 TRFC Forecast.
 - Reported values are based on adjusted monthly revenue from toll division reports.
 - Values based on the WSDOT - February 2024 TRFC Forecast. The forecasted adjusted gross toll revenue equals the gross toll revenue potential minus the adjustments, modified on the actual payment splits
 - Reported adjusted gross toll revenue corresponds to "tolling revenue" values reported in WSDOT annual financial statements. Values may change to align with year-end reports.

SR 520 Forecasted and Reported Net Toll Revenue - Fiscal Year 2024 Updated 4/23/2024

NET TOLL REVENUE	Jul-23	Aug-23	Sep-23	Oct-23	Nov-23	Dec-23	Jan-24	Feb-24	Mar-24	Apr-24	May-24	Jun-24	Fiscal Year To Date	Annual Total
Forecasted Net Revenue ¹	(\$6,902,106)	\$5,046,247	\$6,291,044	\$5,020,679	\$5,251,409	\$4,357,799	\$5,098,000	\$4,612,000	\$5,342,000	\$5,017,000	\$5,511,000	\$5,442,000	\$28,775,072	\$50,087,000
Reported Net Revenue ²	(\$6,902,106)	\$5,046,247	\$6,291,044	\$5,020,679	\$5,251,409	\$4,357,799	\$5,707,447	\$5,221,615	\$5,734,481	\$0	\$0	\$0	\$29,994,134	\$0
Variance From Forecast	\$0	\$0	\$0	\$0	\$0	\$0	\$609,447	\$609,615	\$392,481	\$0	\$0	\$0	\$1,219,062	\$0
Variance - % Change	-	-	-	-	-	-	12.0%	13.2%	7.3%	-	-	-	4.2%	-



- Notes:**
- 1 Values based on the SR 520 February 2024 Net Revenue Forecast .
 - 2 Reported net toll revenue prior to adjustments for payment of deferred sales tax, debt service, periodic facility repair & replacement costs and periodic toll equipment and customer service center repair & replacement costs. Values may be subject to change to align with year-end reports.