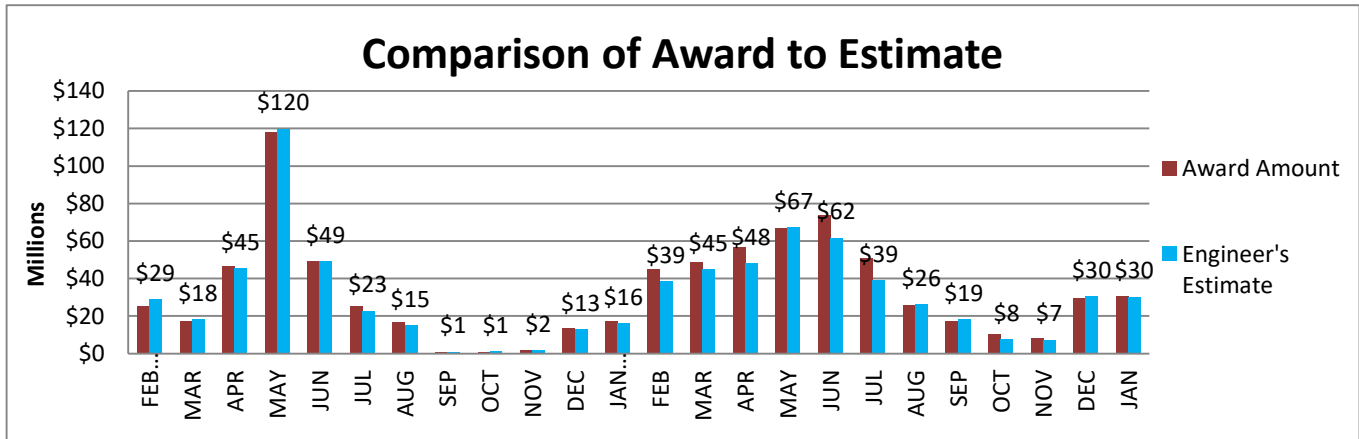


Awarded Design Bid-Build Contracts: Award to Estimate with Average Number of Bidders by Month February 2021 - January 2023



Month	Average Number of Bidders	Number of Projects	Engineer's Estimate	Contract Award Amount	Percent Difference Between Estimate and Award
February 21	4	8	\$28,861,805.00	\$25,599,455.00	-11.3%
March	4	11	\$18,183,611.00	\$17,200,183.00	-5.4%
April	4	15	\$45,490,765.00	\$46,553,976.00	2.3%
May	3	13	\$119,798,071.00	\$118,011,329.00	-1.5%
June	4	12	\$49,420,914.00	\$49,078,954.00	-0.7%
July	3	7	\$22,843,885.00	\$25,181,875.00	10.2%
August	4	3	\$15,135,192.00	\$1,646,492.00	8.8%
September	2	4	\$896,752.00	\$831,912.00	-7.2%
October	2	3	\$1,066,373.00	\$1,046,953.00	-1.8%
November	5	2	\$1,610,870.00	\$1,773,107.00	10.1%
*December	3	6	\$12,860,167.00	\$13,833,317.00	7.6%
January 22	4	4	\$16,258,076.00	\$17,566,886.00	8.1%
February	4	6	\$38,553,756.00	\$45,096,911.00	17.0%
March	3	12	\$44,671,237.00	\$48,547,539.00	8.0%
April	3	12	\$48,412,332.00	\$56,825,919.00	17.4%
May	3	11	\$67,123,435.00	\$66,779,036.00	-0.5%
*# June	3	20	\$60,590,380.00	\$72,586,258.00	19.8%
**June	5	1	\$249,464,179.00	\$285,464,518.00	14.5%
*#July	2	11	\$39,100,128.00	\$51,012,390.00	30.5%
August	4	5	\$26,207,213.00	\$25,859,593.00	-1.3%
September	4	6	\$17,153,854.00	\$18,556,759.00	-7.6%
October	5	2	\$7,677,144.00	\$10,528,722.00	37.1%
*November	3	6	\$7,324,685.00	\$8,291,782.00	13.2%
*December	4	11	\$30,414,979.00	\$29,651,362.00	-2.5%
January 23	3	8	\$30,848,509.96	\$30,266,108.40	1.9%

*Some data not available in CCIS

*# Data updated after CCIS updated

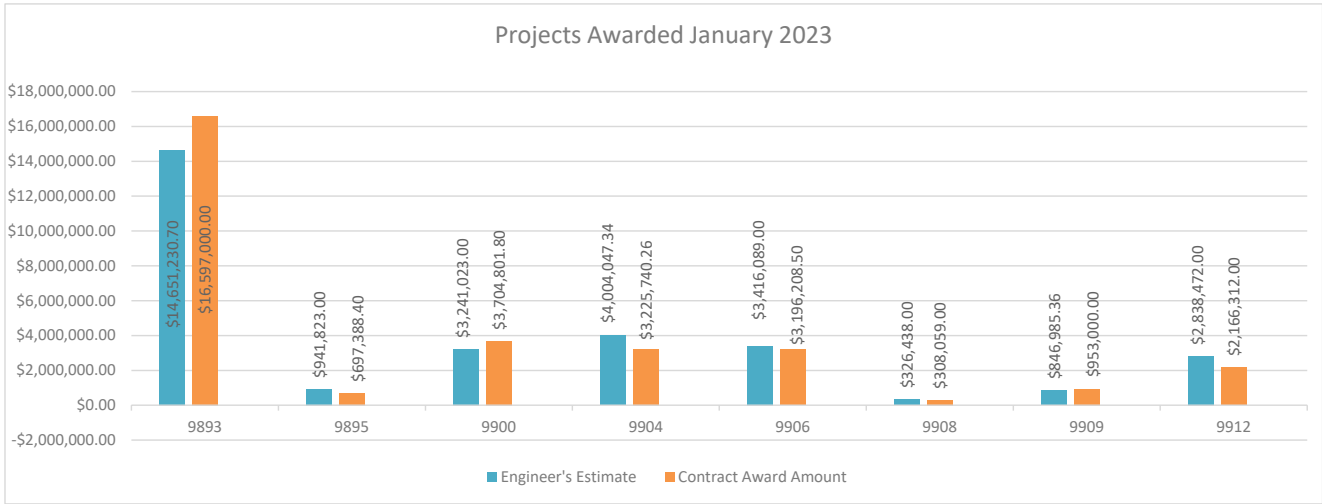
**Also opened in June 2022: Contract 9786 Cabin Cr I/C to West Easton I/C Phase 3 Add Lanes and Wildlife Bridges.

Note: Does not include Design Build, Emergency Contracts, On-Call, Single Source or Region Level Small Works Projects

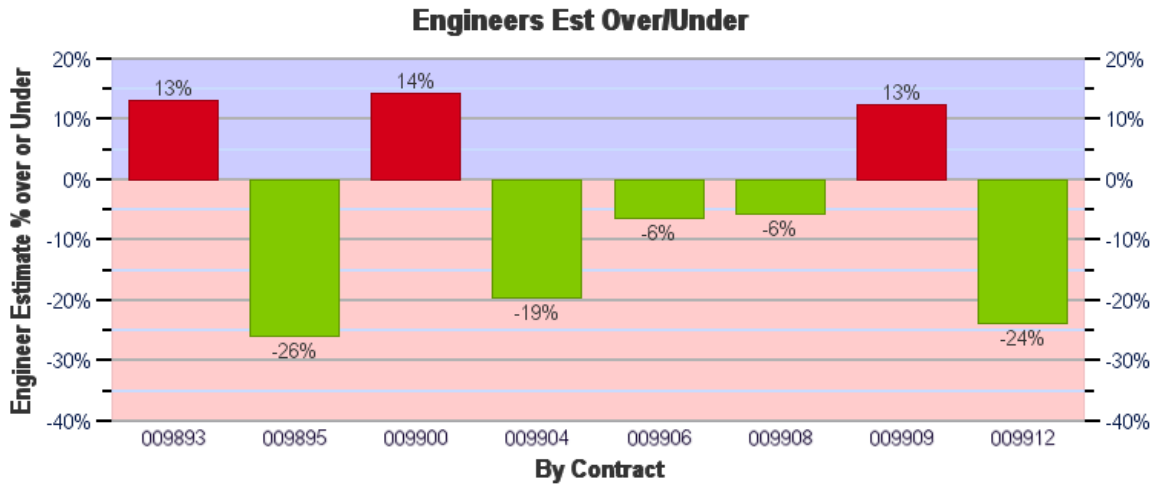


For more information, please contact Kari Beardslee from the WSDOT Design Office at beardsk@wsdot.wa.gov

Monthly Award to Estimate Comparison January 2023



Contract Number	Title	Award Date	Number of Bidders	Engineer's Estimate	Contract Award Amount	Over / Under Percent
9893	2023 Eastern Region, Chip Seal - No	1/20/2023	2	\$14,651,230.70	\$16,597,000.00	13.28%
9895	Sr 20 Spur, Orcas Island Trm Ada Co	1/5/2023	3	\$941,823.00	\$697,388.40	-25.95%
9900	I-5/nb Fourth Plain On-ramp, I-205/sb	1/5/2023	2	\$3,241,023.00	\$3,704,801.80	14.31%
9904	Sr 270, Bishop Blvd To Idaho State L	1/20/2023	2	\$4,004,047.34	\$3,225,740.26	-19.44%
9906	Sr 127, Elmer C. Huntley Snake Rive	1/13/2023	2	\$3,416,089.00	\$3,196,208.50	-6.44%
9908	Sr 202, Evans Crk Vic To Se Fish Ha	1/27/2023	5	\$326,438.00	\$308,059.00	-5.63%
9909	Sr 500, Ne Fourth Plain Blvd, 162nd-	1/26/2023	4	\$846,985.36	\$953,000.00	12.52%
9912	Us 2 Et Al, Northwest Region Hma C	1/27/2023	3	\$2,838,472.00	\$2,166,312.00	-23.68%



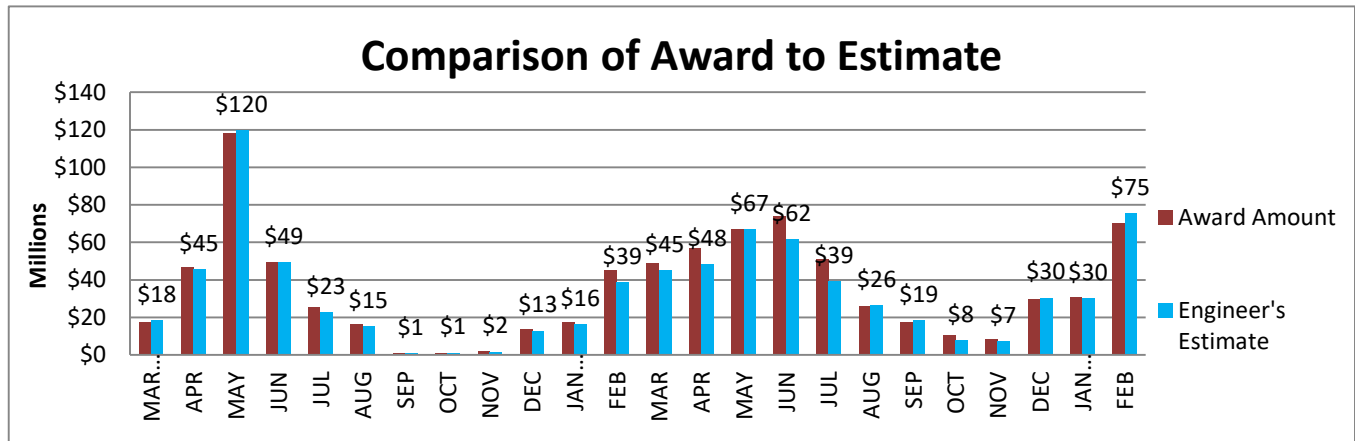
Note: Does not include Design Build, Emergency Contracts, On-Call, Single Source or Region Level Small Works Projects



**Washington State
Department of Transportation**

For more information, please contact Kari Beardslee from the WSDOT Design Office at beardsk@wsdot.wa.gov

Awarded Design Bid-Build Contracts: Award to Estimate with Average Number of Bidders by Month March 2021 - February 2023



Month	Average Number of Bidders	Number of Projects	Engineer's Estimate	Contract Award Amount	Percent Difference Between Estimate and Award
March 21	4	11	\$18,183,611.00	\$17,200,183.00	-5.4%
April	4	15	\$45,490,765.00	\$46,553,976.00	2.3%
May	3	13	\$119,798,071.00	\$118,011,329.00	-1.5%
June	4	12	\$49,420,914.00	\$49,078,954.00	-0.7%
July	3	7	\$22,843,885.00	\$25,181,875.00	10.2%
August	4	3	\$15,135,192.00	\$1,646,492.00	8.8%
September	2	4	\$896,752.00	\$831,912.00	-7.2%
October	2	3	\$1,066,373.00	\$1,046,953.00	-1.8%
November	5	2	\$1,610,870.00	\$1,773,107.00	10.1%
*December	3	6	\$12,860,167.00	\$13,833,317.00	7.6%
January 22	4	4	\$16,258,076.00	\$17,566,886.00	8.1%
February	4	6	\$38,553,756.00	\$45,096,911.00	17.0%
March	3	12	\$44,671,237.00	\$48,547,539.00	8.0%
April	3	12	\$48,412,332.00	\$56,825,919.00	17.4%
May	3	11	\$67,123,435.00	\$66,779,036.00	-0.5%
*# June	3	20	\$60,590,380.00	\$72,586,258.00	19.8%
**June	5	1	\$249,464,179.00	\$285,464,518.00	14.5%
*#July	2	11	\$39,100,128.00	\$51,012,390.00	30.5%
August	4	5	\$26,207,213.00	\$25,859,593.00	-1.3%
September	4	6	\$17,153,854.00	\$18,556,759.00	-7.6%
October	5	2	\$7,677,144.00	\$10,528,722.00	37.1%
*November	3	6	\$7,324,685.00	\$8,291,782.00	13.2%
*December	4	11	\$30,414,979.00	\$29,651,362.00	-2.5%
Janary 23	3	8	\$30,848,509.96	\$30,266,108.40	1.9%
February	6	11	\$75,269,637.35	\$70,138,448.49	-6.8%

*Some data not available in CCIS

*# Data updated after CCIS updated

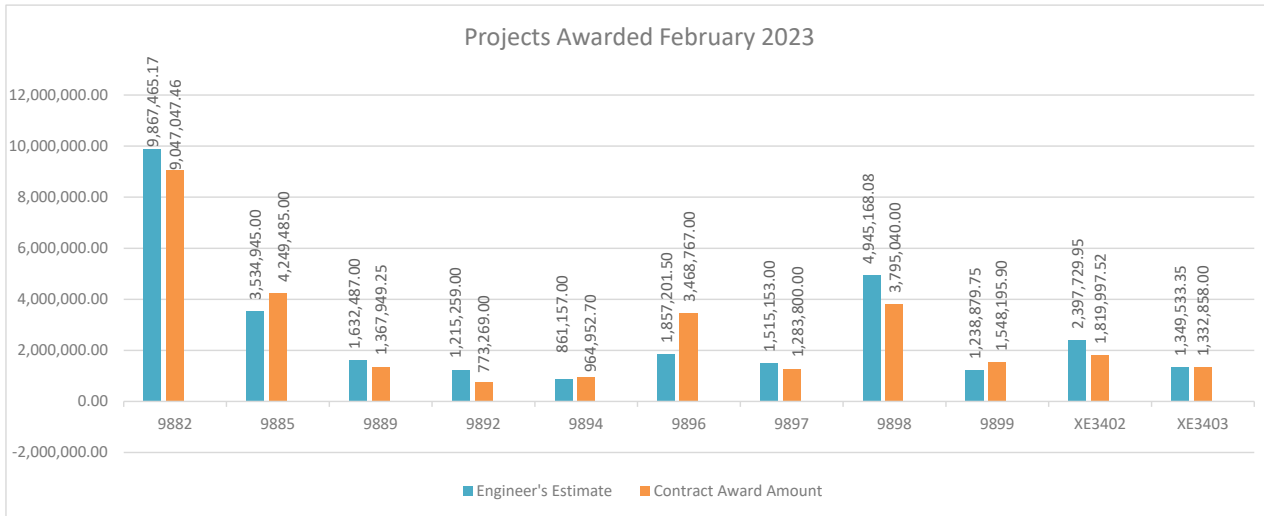
**Also opened in June 2022: Contract 9786 Cabin Cr I/C to West Easton I/C Phase 3 Add Lanes and Wildlife Bridges.

Note: Does not include Design Build, Emergency Contracts, On-Call, Single Source or Region Level Small Works Projects

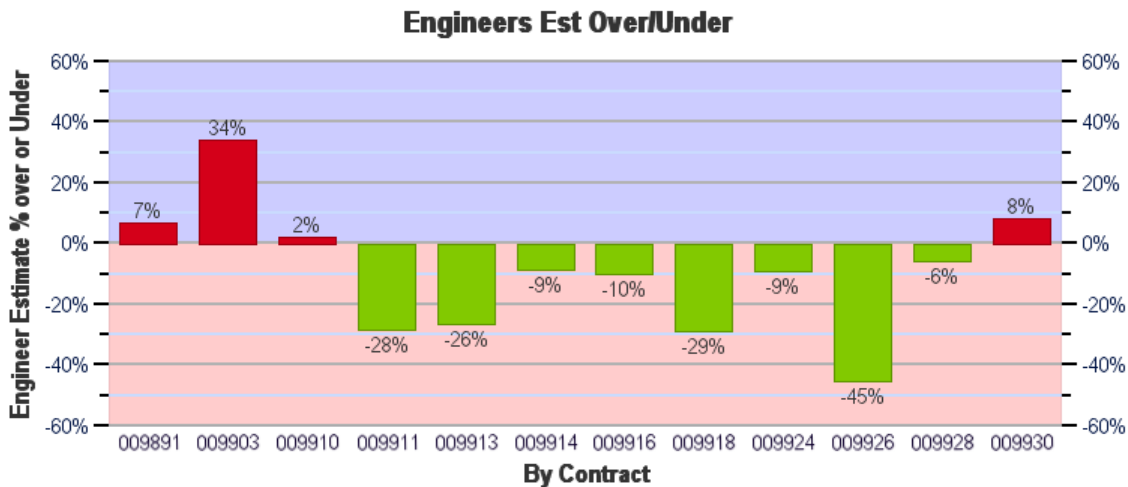


For more information, please contact Kari Beardslee from the WSDOT Design Office at beardsk@wsdot.wa.gov

Monthly Award to Estimate Comparison February 2023



Contract Number	Title	Award Date	Number of Bidders	Engineer's Estimate	Contract Award Amount	Over / Under Percent
9891	Us 101, Elwha River Bridge Bridge Replace	2/15/2023	7	\$25,918,155.18	\$27,649,813.50	6.68%
9903	Lewis and Clark Bridge Expansion Joint Rep	2/14/2023	5	\$752,005	\$1,009,305	2/3/00
9910	I-5, Sb Joe Leary Slough To Nulle Rd Vic Co	2/9/2023	5	\$8,603,306.17	\$8,794,434.50	2.22%
9911	Sr 167, Sr 167 Completion Demo 9	2/8/2023	7	\$278,732.00	\$199,947.00	-28.27%
9913	I-5, Snohomish River Bridge (bn Rr) Painting	2/8/2023	12	\$18,650,557.00	\$13,710,507.00	-26.49%
9914	Sr 127 & Us 195, Hot Mix Asphalt Paving	2/8/2023	4	\$6,725,530.50	\$6,131,860.75	-8.83%
9916	Sr 9, Sr 528 To 132nd St Ne Vic Paving Wit	2/17/2023	2	\$2,791,142.87	\$2,502,439.50	-10.34%
9918	Sr 240, Columbia Center Blvd - Upgrade Sig	2/17/2023	3	\$1,718,337.00	\$1,220,204.00	-28.99%
9924	Sr 20, Unnamed Tributary To Red Creek Fis	2/8/2023	7	\$3,336,923.63	\$3,034,008.24	-9.08%
9926	Sr 109, W Of Hoquiam Stabilize Slope	2/8/2023	8	\$568,437.00	\$310,354.00	-45.40%
9928	Sr 7, Unnamed Tribs To S Creek Remove F	2/22/2023	4	\$5,926,511.00	\$5,575,575.00	-5.92%

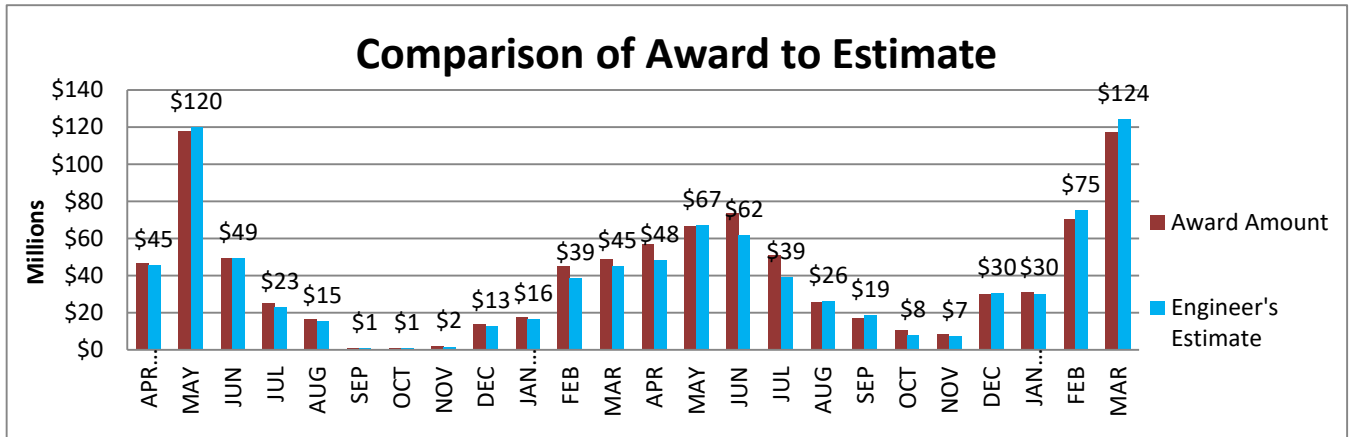


Note: Does not include Design Build, Emergency Contracts, On-Call, Single Source or Region Level Small Works Projects



For more information, please contact Kari Beardslee from the WSDOT Design Office at beardsk@wsdot.wa.gov

Awarded Design Bid-Build Contracts: Award to Estimate with Average Number of Bidders by Month April 2021 - March 2023



Month	Average Number of Bidders	Number of Projects	Engineer's Estimate	Contract Award Amount	Percent Difference Between Estimate and Award
April 21	4	15	\$45,490,765.00	\$46,553,976.00	2.3%
May	3	13	\$119,798,071.00	\$118,011,329.00	-1.5%
June	4	12	\$49,420,914.00	\$49,078,954.00	-0.7%
July	3	7	\$22,843,885.00	\$25,181,875.00	10.2%
August	4	3	\$15,135,192.00	\$1,646,492.00	8.8%
September	2	4	\$896,752.00	\$831,912.00	-7.2%
October	2	3	\$1,066,373.00	\$1,046,953.00	-1.8%
November	5	2	\$1,610,870.00	\$1,773,107.00	10.1%
*December	3	6	\$12,860,167.00	\$13,833,317.00	7.6%
January 22	4	4	\$16,258,076.00	\$17,566,886.00	8.1%
February	4	6	\$38,553,756.00	\$45,096,911.00	17.0%
March	3	12	\$44,671,237.00	\$48,547,539.00	8.0%
April	3	12	\$48,412,332.00	\$56,825,919.00	17.4%
May	3	11	\$67,123,435.00	\$66,779,036.00	-0.5%
*# June	3	20	\$60,590,380.00	\$72,586,258.00	19.8%
**June	5	1	\$249,464,179.00	\$285,464,518.00	14.5%
*#July	2	11	\$39,100,128.00	\$51,012,390.00	30.5%
August	4	5	\$26,207,213.00	\$25,859,593.00	-1.3%
September	4	6	\$17,153,854.00	\$18,556,759.00	-7.6%
October	5	2	\$7,677,144.00	\$10,528,722.00	37.1%
*November	3	6	\$7,324,685.00	\$8,291,782.00	13.2%
*December	4	11	\$30,414,979.00	\$29,651,362.00	-2.5%
Janary 23	3	8	\$30,848,509.96	\$30,266,108.40	1.9%
February	6	11	\$75,269,637.35	\$70,138,448.49	-6.8%
*March	3	11	\$124,371,805.32	\$117,384,615.04	-5.6%

*Some data not available in CCIS

*# Data updated after CCIS updated

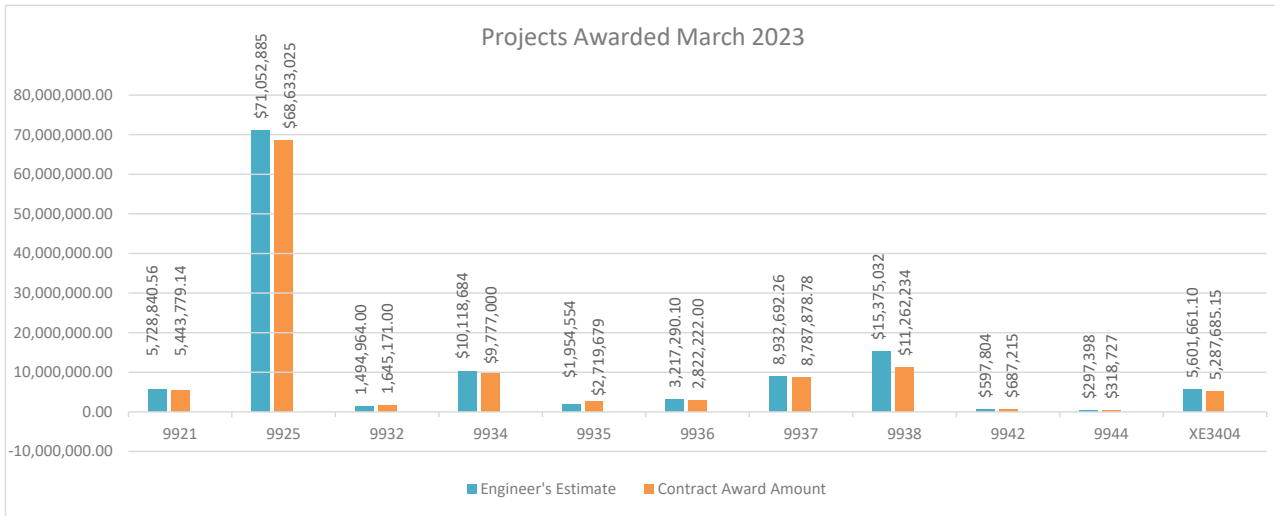
**Also opened in June 2022: Contract 9786 Cabin Cr I/C to West Easton I/C Phase 3 Add Lanes and Wildlife Bridges.

Note: Does not include Design Build, Emergency Contracts, On-Call, Single Source or Region Level Small Works Projects

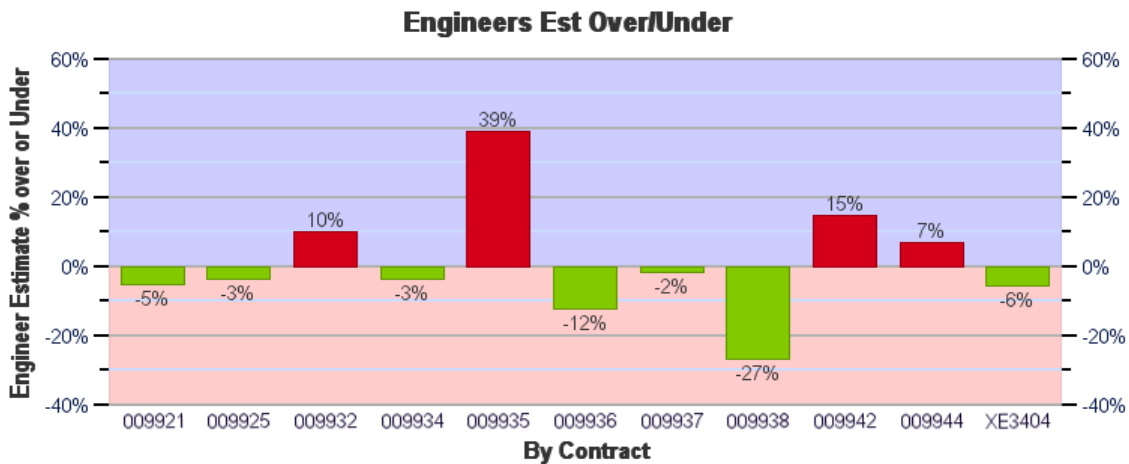


For more information, please contact Kari Beardslee from the WSDOT Design Office at beardsk@wsdot.wa.gov

Monthly Award to Estimate Comparison March 2023



Contract Number	Title	Award Date	Number of Bidders	Engineer's Estimate	Contract Award Amount	Over / Under Percent
9921	Us 2 / 97, Easy Street Roundabout	3/6/2023	4	5,728,840.56	5,443,779.14	-4.98%
9925	NSC Spokane River Crossing	3/23/2023	4	\$71,052,885	\$68,633,025	-3.41%
9932	Sr 530, 59th Ave Ne & 211th Pl Ne Intersect	3/15/2023	4	1,494,964.00	1,645,171.00	10.05%
9934	Leavenworth & N of Blewett Pass - Paving	3/21/2023	3	\$10,118,684	\$9,777,000	-3.38%
9935	Duffner Ditch Fish Passage	3/21/2023	5	\$1,954,554	\$2,719,679	39.15%
9936	I-90, Silica Rd I/c To U Rd I/c Ramp Paving	3/21/2023	2	3,217,290.10	2,822,222.00	-12.28%
9937	Sr 542, Squalicum Crk To Bellingham Bay F	3/13/2023	3	8,932,692.26	8,787,878.78	-1.62%
9938	Ritzville To Tokio Paving	3/16/2023	3	\$15,375,032	\$11,262,234	-26.75%
9942	NB 206th St Vic To SR 516 - Pavement Rep	3/21/2023	3	\$597,804	\$687,215	14.96%
9944	SR 261 to Colfax Install Shoulder Rumble S	3/28/2023	3	\$297,398	\$318,727	7.17%
XE3404	Sr 8, Us 12 To Us 101 Paving	3/9/2023	4	5,601,661.10	5,287,685.15	-5.61%

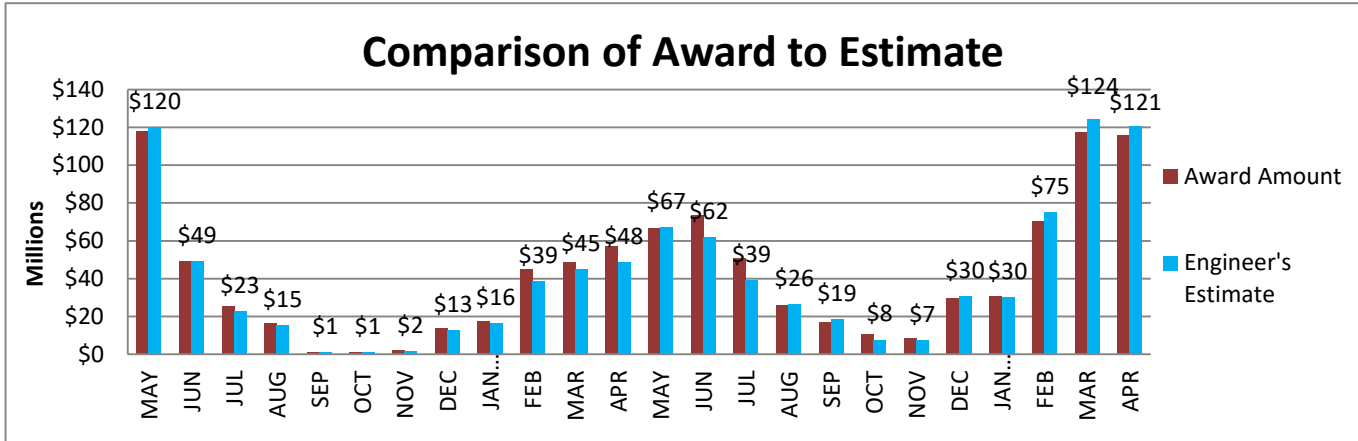


Note: Does not include Design Build, Emergency Contracts, On-Call, Single Source or Region Level Small Works Projects



For more information, please contact Kari Beardslee from the WSDOT Design Office at beardsk@wsdot.wa.gov

Awarded Design Bid-Build Contracts: Award to Estimate with Average Number of Bidders by Month May 2021 - April 2023



Month	Average Number of Bidders	Number of Projects	Engineer's Estimate	Contract Award Amount	Percent Difference Between Estimate and Award
May	3	13	\$119,798,071.00	\$118,011,329.00	-1.5%
June	4	12	\$49,420,914.00	\$49,078,954.00	-0.7%
July	3	7	\$22,843,885.00	\$25,181,875.00	10.2%
August	4	3	\$15,135,192.00	\$1,646,492.00	8.8%
September	2	4	\$896,752.00	\$831,912.00	-7.2%
October	2	3	\$1,066,373.00	\$1,046,953.00	-1.8%
November	5	2	\$1,610,870.00	\$1,773,107.00	10.1%
*December	3	6	\$12,860,167.00	\$13,833,317.00	7.6%
January 22	4	4	\$16,258,076.00	\$17,566,886.00	8.1%
February	4	6	\$38,553,756.00	\$45,096,911.00	17.0%
March	3	12	\$44,671,237.00	\$48,547,539.00	8.0%
April	3	12	\$48,412,332.00	\$56,825,919.00	17.4%
May	3	11	\$67,123,435.00	\$66,779,036.00	-0.5%
*# June	3	20	\$60,590,380.00	\$72,586,258.00	19.8%
**June	5	1	\$249,464,179.00	\$285,464,518.00	14.5%
*#July	2	11	\$39,100,128.00	\$51,012,390.00	30.5%
August	4	5	\$26,207,213.00	\$25,859,593.00	-1.3%
September	4	6	\$17,153,854.00	\$18,556,759.00	-7.6%
October	5	2	\$7,677,144.00	\$10,528,722.00	37.1%
November	3	6	\$7,324,685.00	\$8,291,782.00	13.2%
December	4	11	\$30,414,979.00	\$29,651,362.00	-2.5%
January 23	3	8	\$30,848,509.96	\$30,266,108.40	1.9%
February	6	11	\$75,269,637.35	\$70,138,448.49	-6.8%
March	3	11	\$124,371,805.32	\$117,384,615.04	-5.6%
April	3	11	\$120,736,623.72	\$115,718,663.30	-4.2%

*Some data not available in CCIS

*# Data updated after CCIS updated

**Also opened in June 2022: Contract 9786 Cabin Cr I/C to West Easton I/C Phase 3 Add Lanes and Wildlife Bridges.

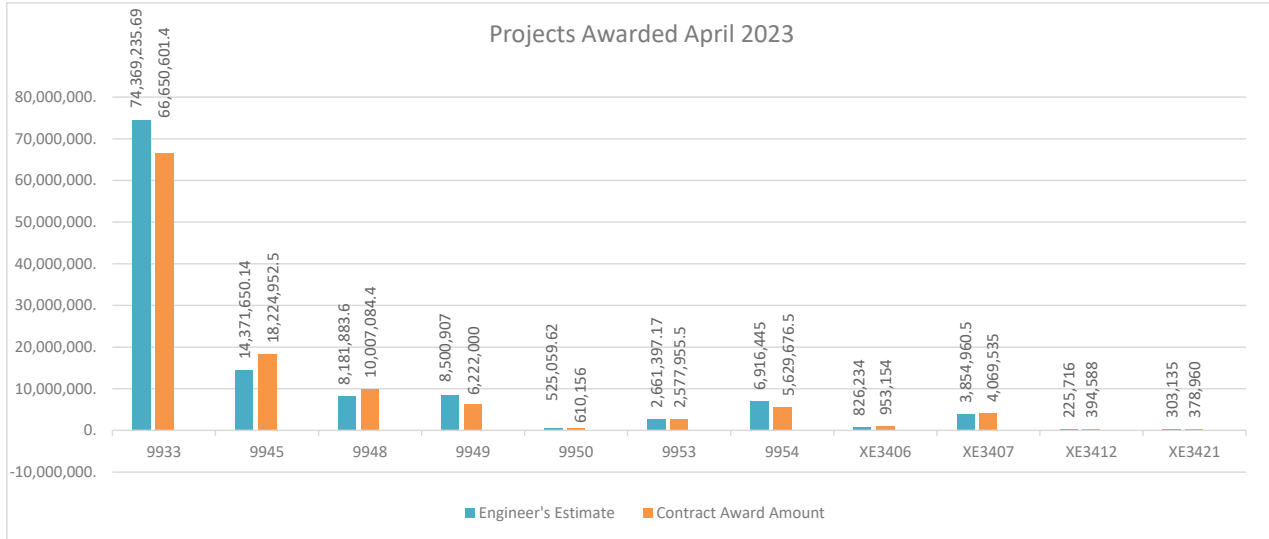
Note: Does not include Design Build, Emergency Contracts, On-Call, Single Source or Region Level Small Works Projects



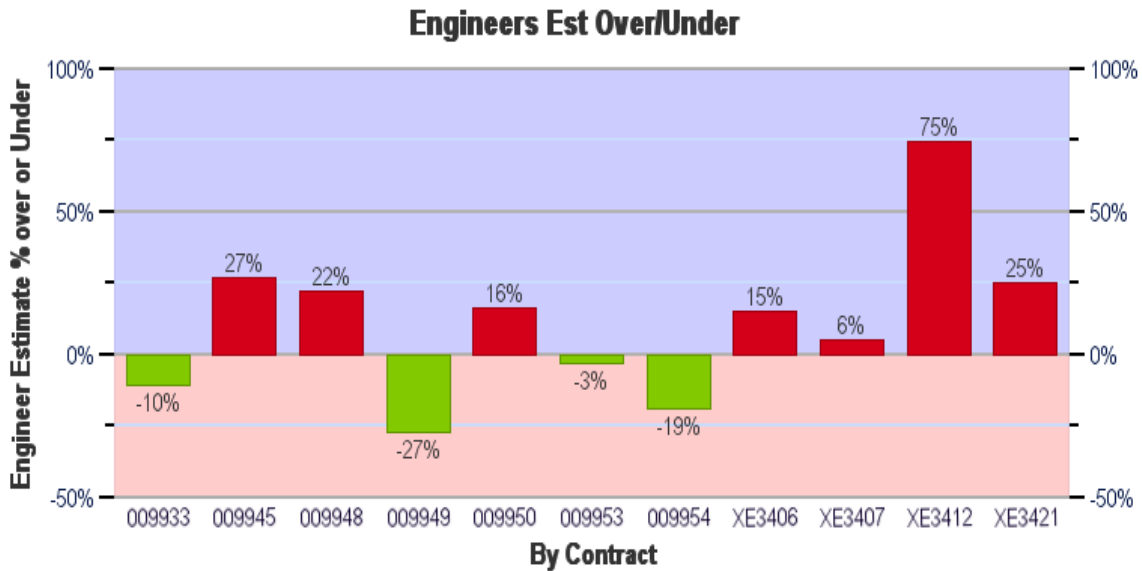
**Washington State
Department of Transportation**

For more information, please contact Kari Beardslee from the WSDOT Design Office at beardsk@wsdot.wa.gov

Monthly Award to Estimate Comparison April 2023



Contract Number	Title	Award Date	Number of Bidders	Engineer's Estimate	Contract Award Amount	Over / Under Percent
9933	Us 12 & Sr 8, Grays Harbor County Remove	4/12/2023	6	74,369,235.69	66,650,601.4	-10.38%
9945	Sr 241, Mabton Vicinity Retrofit Bridges	4/20/2023	3	14,371,650.14	18,224,952.5	26.81%
9948	I-82, Yakima River Bridges & Chandler Cana	4/20/2023	3	8,181,883.6	10,007,084.4	22.31%
9949	Us 97, Yakima County Line To Dry Creek - P	4/4/2023	3	8,500,907	6,222,000	-26.81%
9950	Sr 525, Pedestrian And Traffic Improvement	4/17/2023	2	525,059.62	610,156	16.21%
9953	Us 2 Et Al, Ncr Guardrail Update 21-23	4/6/2023	4	2,661,397.17	2,577,955.5	-3.14%
9954	Sr 530, Montague Creek Bridge To Seeman	4/7/2023	2	6,916,445	5,629,676.5	-18.60%
XE3406	21-23, Er Region Wide Safety Features - Sig	4/13/2023	3	826,234	953,154	15.36%
XE3407	Sr 20, Boon Rd Vic To Ault Field Rd Vic Pav	4/24/2023	3	3,854,960.5	4,069,535	5.57%
XE3412	I-90, Wildlife Crossing- Icicle Mitigation	4/26/2023	1	225,716	394,588	74.82%
XE3421	I-5, Woodland Area Guardrail	4/26/2023	1	303,135	378,960	25.01%

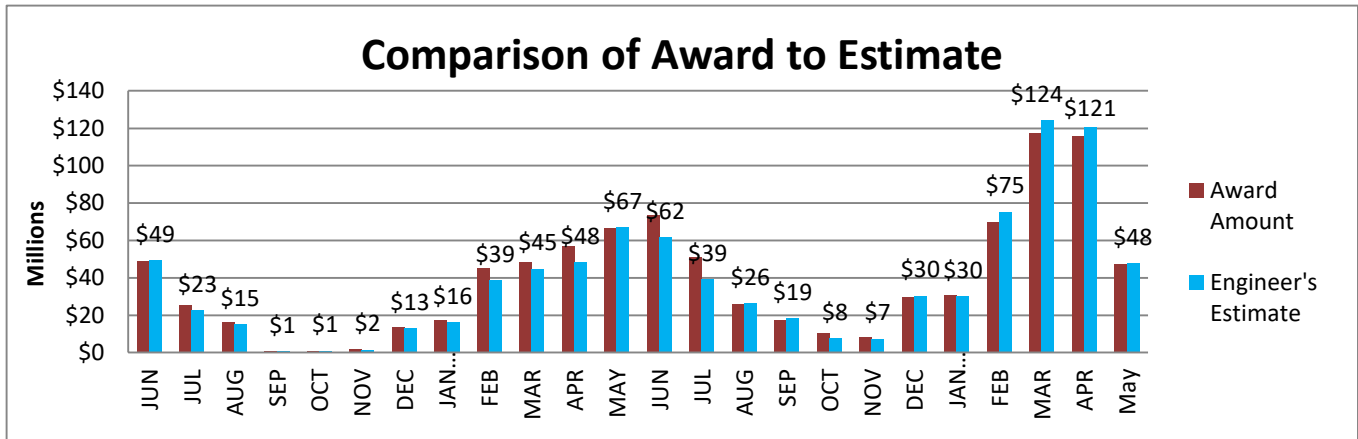


Note: Does not include Design Build, Emergency Contracts, On-Call, Single Source or Region Level Small Works Projects



For more information, please contact Kari Beardslee from the WSDOT Design Office at beardsk@wsdot.wa.gov

Awarded Design Bid-Build Contracts: Award to Estimate with Average Number of Bidders by Month June 2021 - May 2023



Month	Average Number of Bidders	Number of Projects	Engineer's Estimate	Contract Award Amount	Percent Difference Between Estimate and Award
June	4	12	\$49,420,914.00	\$49,078,954.00	-0.7%
July	3	7	\$22,843,885.00	\$25,181,875.00	10.2%
August	4	3	\$15,135,192.00	\$1,646,492.00	8.8%
September	2	4	\$896,752.00	\$831,912.00	-7.2%
October	2	3	\$1,066,373.00	\$1,046,953.00	-1.8%
November	5	2	\$1,610,870.00	\$1,773,107.00	10.1%
*December	3	6	\$12,860,167.00	\$13,833,317.00	7.6%
January 22	4	4	\$16,258,076.00	\$17,566,886.00	8.1%
February	4	6	\$38,553,756.00	\$45,096,911.00	17.0%
March	3	12	\$44,671,237.00	\$48,547,539.00	8.0%
April	3	12	\$48,412,332.00	\$56,825,919.00	17.4%
May	3	11	\$67,123,435.00	\$66,779,036.00	-0.5%
*# June	3	20	\$60,590,380.00	\$72,586,258.00	19.8%
**June	5	1	\$249,464,179.00	\$285,464,518.00	14.5%
*#July	2	11	\$39,100,128.00	\$51,012,390.00	30.5%
August	4	5	\$26,207,213.00	\$25,859,593.00	-1.3%
September	4	6	\$17,153,854.00	\$18,556,759.00	-7.6%
October	5	2	\$7,677,144.00	\$10,528,722.00	37.1%
November	3	6	\$7,324,685.00	\$8,291,782.00	13.2%
December	4	11	\$30,414,979.00	\$29,651,362.00	-2.5%
Janary 23	3	8	\$30,848,509.96	\$30,266,108.40	1.9%
February	6	11	\$75,269,637.35	\$70,138,448.49	-6.8%
March	3	11	\$124,371,805.32	\$117,384,615.04	-5.6%
April	3	11	\$120,736,623.72	\$115,718,663.30	-4.2%
May	3	12	\$47,994,846.74	\$47,368,653.66	-1.3%

*Some data not available in CCIS

*# Data updated after CCIS updated

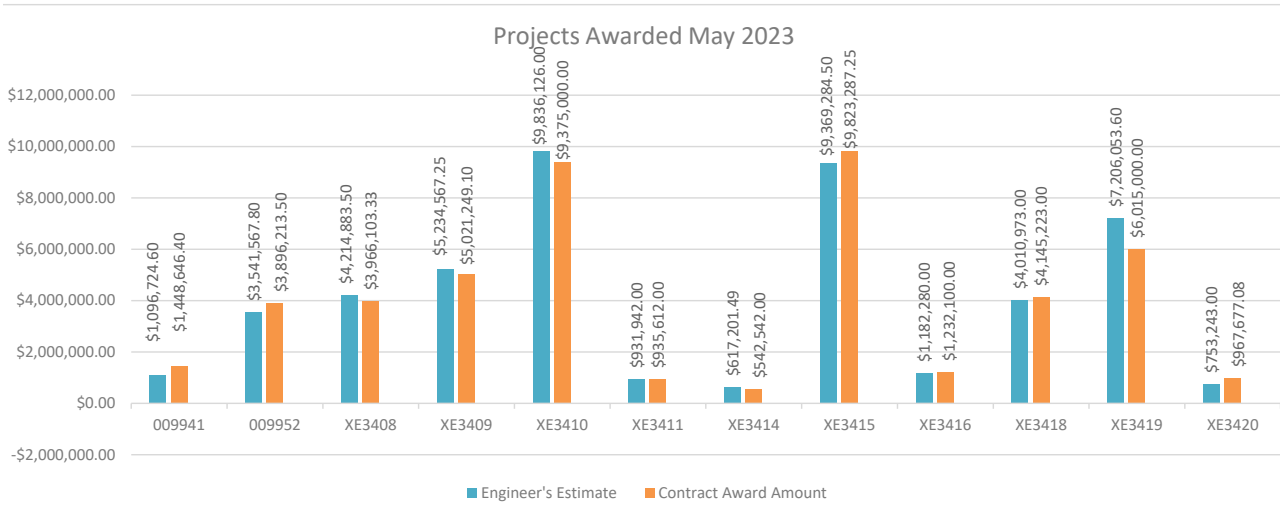
**Also opened in June 2022: Contract 9786 Cabin Cr I/C to West Easton I/C Phase 3 Add Lanes and Wildlife Bridges.

Note: Does not include Design Build, Emergency Contracts, On-Call, Single Source or Region Level Small Works Projects

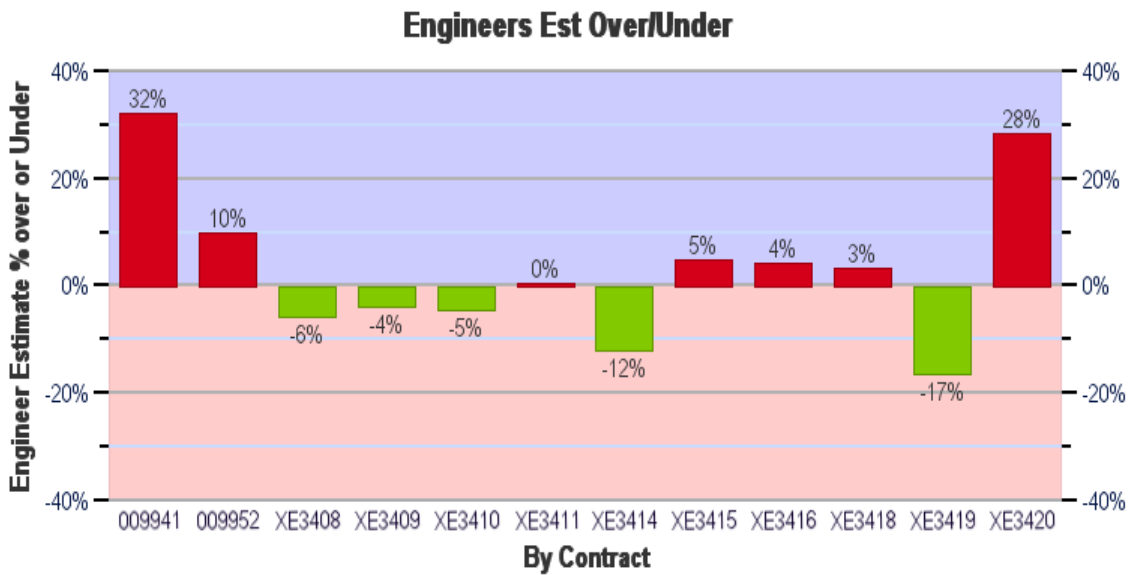


For more information, please contact Kari Beardslee from the WSDOT Design Office at beardsk@wsdot.wa.gov

Monthly Award to Estimate Comparison May 2023



Contract Number	Title	Award Date	Number of Bidders	Engineer's Estimate	Contract Award Amount	Over / Under Percent
009941	Sr 166, Bay St./bethel Ave./maple Ave. Inter	5/8/2023	6	\$1,096,724.60	\$1,448,646.40	32.09%
009952	Us 97, Jones Rd - Intersection Improvement	5/3/2023	4	\$3,541,567.80	\$3,896,213.50	10.01%
XE3408	Sr 3 & Sr 16, Se Burley Olalla Rd To Sr Pav	5/4/2023	4	\$4,214,883.50	\$3,966,103.33	-5.90%
XE3409	Us 12, Corn Creek Br To 0.5 Miles W Of Ko	5/3/2023	5	\$5,234,567.25	\$5,021,249.10	-4.08%
XE3410	Sr 20 Et Al, Ncr Seal And Paving 2023	5/22/2023	2	\$9,836,126.00	\$9,375,000.00	-4.69%
XE3411	I-90, Rosamond Bridge Crossing Bridge Dec	5/17/2023	2	\$931,942.00	\$935,612.00	0.39%
XE3414	Sr 508, 0.3 Miles East Of Bergen Rd Emban	5/10/2023	4	\$617,201.49	\$542,542.00	-12.10%
XE3415	Us 12 & I-82, Gordon Rd Bridges & W-s Ra	5/23/2023	3	\$9,369,284.50	\$9,823,287.25	4.85%
XE3416	Sr 14, 1 Mile W Of Salmon Falls Rd Repair	5/2/2023	2	\$1,182,280.00	\$1,232,100.00	4.21%
XE3418	I-90 & Us 2 Interchanges, Illumination R	5/18/2023	4	\$4,010,973.00	\$4,145,223.00	3.35%
XE3419	Sr 28, E Wenatchee To Rock Island Paving	5/26/2023	3	\$7,206,053.60	\$6,015,000.00	-16.53%
XE3420	I-5, Seattle Enhanced Ramp Metering	5/23/2023	2	\$753,243.00	\$967,677.08	28.47%

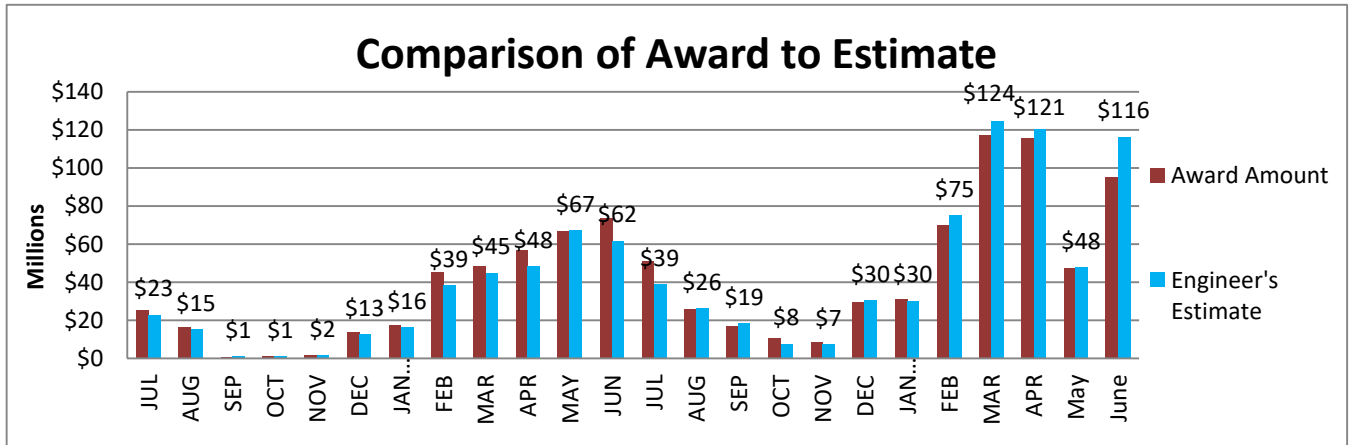


Note: Does not include Design Build, Emergency Contracts, On-Call, Single Source or Region Level Small Works Projects



For more information, please contact Kari Beardslee from the WSDOT Design Office at beardsk@wsdot.wa.gov

Awarded Design Bid-Build Contracts: Award to Estimate with Average Number of Bidders by Month July 2021 - June 2023



Month	Average Number of Bidders	Number of Projects	Engineer's Estimate	Contract Award Amount	Percent Difference Between Estimate and Award
July	3	7	\$22,843,885.00	\$25,181,875.00	10.2%
August	4	3	\$15,135,192.00	\$1,646,492.00	8.8%
September	2	4	\$896,752.00	\$831,912.00	-7.2%
October	2	3	\$1,066,373.00	\$1,046,953.00	-1.8%
November	5	2	\$1,610,870.00	\$1,773,107.00	10.1%
*December	3	6	\$12,860,167.00	\$13,833,317.00	7.6%
January 22	4	4	\$16,258,076.00	\$17,566,886.00	8.1%
February	4	6	\$38,553,756.00	\$45,096,911.00	17.0%
March	3	12	\$44,671,237.00	\$48,547,539.00	8.0%
April	3	12	\$48,412,332.00	\$56,825,919.00	17.4%
May	3	11	\$67,123,435.00	\$66,779,036.00	-0.5%
*# June	3	20	\$60,590,380.00	\$72,586,258.00	19.8%
**June	5	1	\$249,464,179.00	\$285,464,518.00	14.5%
*#July	2	11	\$39,100,128.00	\$51,012,390.00	30.5%
August	4	5	\$26,207,213.00	\$25,859,593.00	-1.3%
September	4	6	\$17,153,854.00	\$18,556,759.00	-7.6%
October	5	2	\$7,677,144.00	\$10,528,722.00	37.1%
November	3	6	\$7,324,685.00	\$8,291,782.00	13.2%
December	4	11	\$30,414,979.00	\$29,651,362.00	-2.5%
January 23	3	8	\$30,848,509.96	\$30,266,108.40	1.9%
February	6	11	\$75,269,637.35	\$70,138,448.49	-6.8%
March	3	11	\$124,371,805.32	\$117,384,615.04	-5.6%
April	3	11	\$120,736,623.72	\$115,718,663.30	-4.2%
May	3	12	\$47,994,846.74	\$47,368,653.66	-1.3%
*June	3	10	\$116,327,463.33	\$95,531,785.20	-17.8%

*Some data not available in CCIS

*# Data updated after CCIS updated

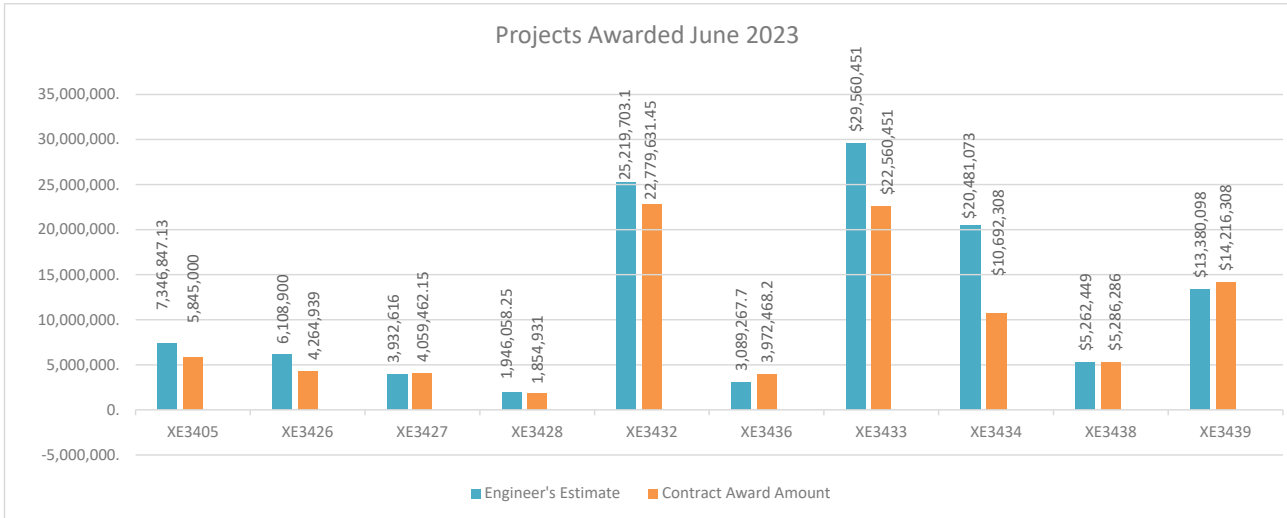
**Also opened in June 2022: Contract 9786 Cabin Cr I/C to West Easton I/C Phase 3 Add Lanes and Wildlife Bridges.

Note: Does not include Design Build, Emergency Contracts, On-Call, Single Source or Region Level Small Works Projects

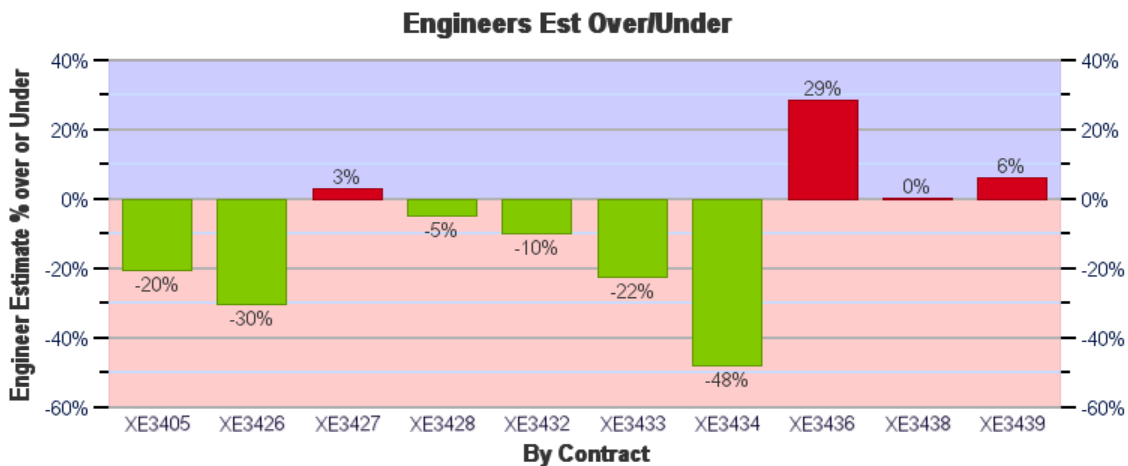


For more information, please contact Kari Beardslee from the WSDOT Design Office at beardsk@wsdot.wa.gov

Monthly Award to Estimate Comparison June 2023



Contract Number	Title	Award Date	Number of Bidders	Engineer's Estimate	Contract Award Amount	Over / Under Percent
XE3405	Sr 17, Moses Lake Vicinity Paving And Ada	6/5/2023	2	7,346,847.13	5,845,000	-20.44%
XE3426	Us 12, Naches Vic To Old Naches Highway	6/5/2023	3	6,108,900	4,264,939	-30.18%
XE3427	I-405, Lind Ave Sw Bridge Span Replaceme	6/14/2023	4	3,932,616	4,059,462.15	3.23%
XE3428	Or Region Wide Crack Sealing	6/7/2023	4	1,946,058.25	1,854,931	-4.68%
XE3432	Sr 305, Sam Snyder Creek Remove Fish Ba	6/8/2023	5	25,219,703.1	22,779,631.45	-9.68%
XE3433	Duwamish River to S Lucile St Concrete Pav	6/27/2023	2	\$29,560,451	\$22,560,451	-22.36%
XE3434	Pioneer Memorial Bridge Bridge Painting Sta	6/21/2023	6	\$20,481,073	\$10,692,308	-47.79%
XE3436	Sr 17 Et Al, Strategic Pavement Preserva 20	6/21/2023	3	3,089,267.7	3,972,468.2	28.59%
XE3438	Vclark County Ramps - Paving	6/27/2023	2	\$5,262,449	\$5,286,286	0.45%
XE3439	NB and SB Lewis Rvr Br Deck Repair / Ove	6/21/2023	2	\$13,380,098	\$14,216,308	6.25%



Note: Does not include Design Build, Emergency Contracts, On-Call, Single Source or Region Level Small Works Projects



**Washington State
Department of Transportation**

For more information, please contact Kari Beardslee from the WSDOT Design Office at beardsk@wsdot.wa.gov