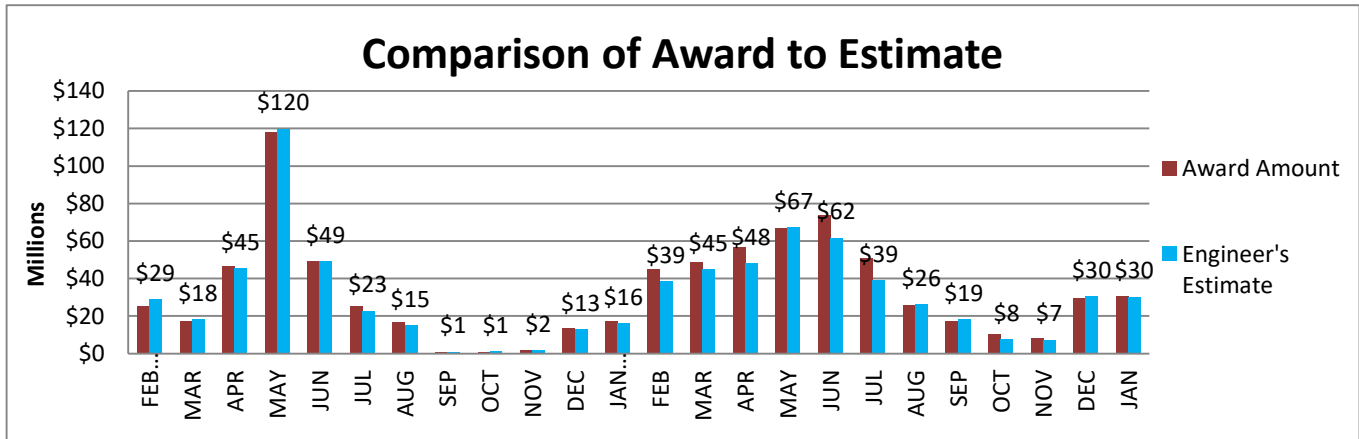


## Awarded Design Bid-Build Contracts: Award to Estimate with Average Number of Bidders by Month February 2021 - January 2023



Month	Average Number of Bidders	Number of Projects	Engineer's Estimate	Contract Award Amount	Percent Difference Between Estimate and Award
February 21	4	8	\$28,861,805.00	\$25,599,455.00	-11.3%
March	4	11	\$18,183,611.00	\$17,200,183.00	-5.4%
April	4	15	\$45,490,765.00	\$46,553,976.00	2.3%
May	3	13	\$119,798,071.00	\$118,011,329.00	-1.5%
June	4	12	\$49,420,914.00	\$49,078,954.00	-0.7%
July	3	7	\$22,843,885.00	\$25,181,875.00	10.2%
August	4	3	\$15,135,192.00	\$1,646,492.00	8.8%
September	2	4	\$896,752.00	\$831,912.00	-7.2%
October	2	3	\$1,066,373.00	\$1,046,953.00	-1.8%
November	5	2	\$1,610,870.00	\$1,773,107.00	10.1%
*December	3	6	\$12,860,167.00	\$13,833,317.00	7.6%
January 22	4	4	\$16,258,076.00	\$17,566,886.00	8.1%
February	4	6	\$38,553,756.00	\$45,096,911.00	17.0%
March	3	12	\$44,671,237.00	\$48,547,539.00	8.0%
April	3	12	\$48,412,332.00	\$56,825,919.00	17.4%
May	3	11	\$67,123,435.00	\$66,779,036.00	-0.5%
*# June	3	20	\$60,590,380.00	\$72,586,258.00	19.8%
**June	5	1	\$249,464,179.00	\$285,464,518.00	14.5%
*#July	2	11	\$39,100,128.00	\$51,012,390.00	30.5%
August	4	5	\$26,207,213.00	\$25,859,593.00	-1.3%
September	4	6	\$17,153,854.00	\$18,556,759.00	-7.6%
October	5	2	\$7,677,144.00	\$10,528,722.00	37.1%
*November	3	6	\$7,324,685.00	\$8,291,782.00	13.2%
*December	4	11	\$30,414,979.00	\$29,651,362.00	-2.5%
January 23	3	8	\$30,848,509.96	\$30,266,108.40	1.9%

\*Some data not available in CCIS

\*# Data updated after CCIS updated

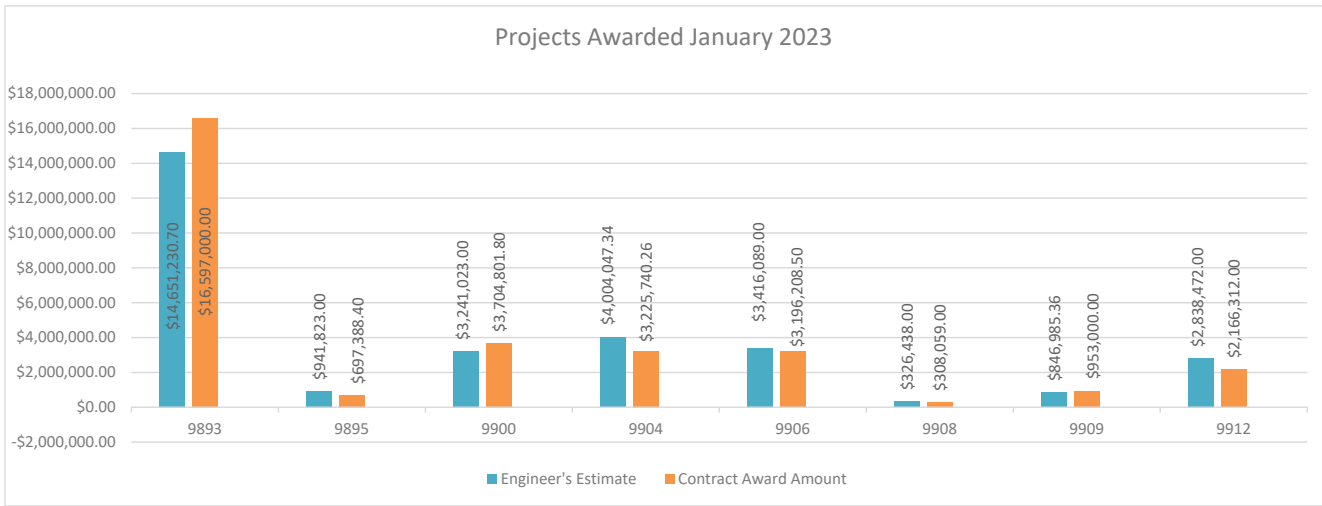
\*\*Also opened in June 2022: Contract 9786 Cabin Cr I/C to West Easton I/C Phase 3 Add Lanes and Wildlife Bridges.

Note: Does not include Design Build, Emergency Contracts, On-Call, Single Source or Region Level Small Works Projects

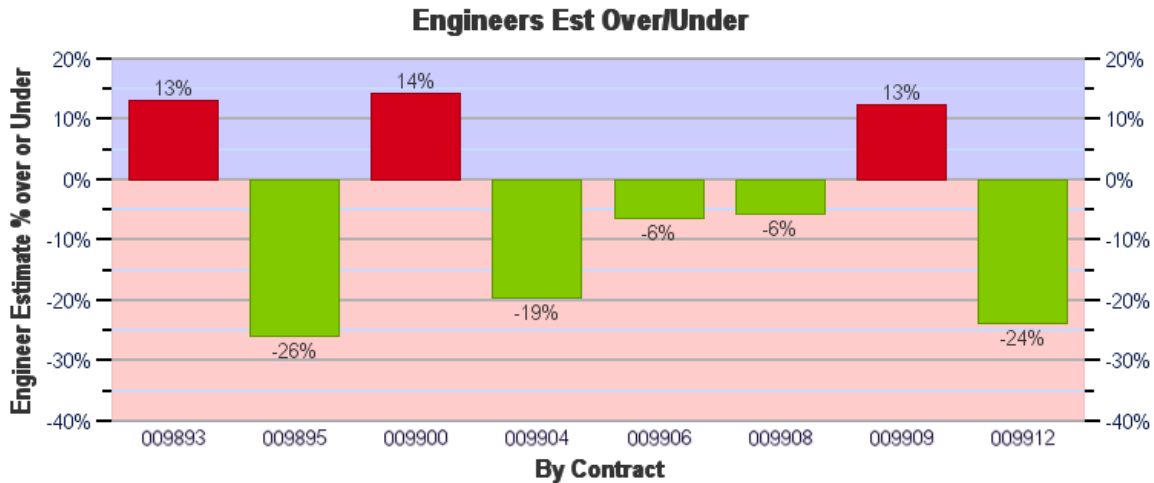


For more information, please contact Kari Beardslee from the WSDOT Design Office at beardsk@wsdot.wa.gov

## Monthly Award to Estimate Comparison January 2023



Contract Number	Title	Award Date	Number of Bidders	Engineer's Estimate	Contract Award Amount	Over / Under Percent
9893	2023 Eastern Region, Chip Seal - No	1/20/2023	2	\$14,651,230.70	\$16,597,000.00	13.28%
9895	Sr 20 Spur, Orcas Island Trm Ada Co	1/5/2023	3	\$941,823.00	\$697,388.40	-25.95%
9900	I-5/nb Fourth Plain On-ramp, I-205/sb	1/5/2023	2	\$3,241,023.00	\$3,704,801.80	14.31%
9904	Sr 270, Bishop Blvd To Idaho State L	1/20/2023	2	\$4,004,047.34	\$3,225,740.26	-19.44%
9906	Sr 127, Elmer C. Huntley Snake Rive	1/13/2023	2	\$3,416,089.00	\$3,196,208.50	-6.44%
9908	Sr 202, Evans Crk Vic To Se Fish Ha	1/27/2023	5	\$326,438.00	\$308,059.00	-5.63%
9909	Sr 500, Ne Fourth Plain Blvd, 162nd-	1/26/2023	4	\$846,985.36	\$953,000.00	12.52%
9912	Us 2 Et Al, Northwest Region Hma C	1/27/2023	3	\$2,838,472.00	\$2,166,312.00	-23.68%



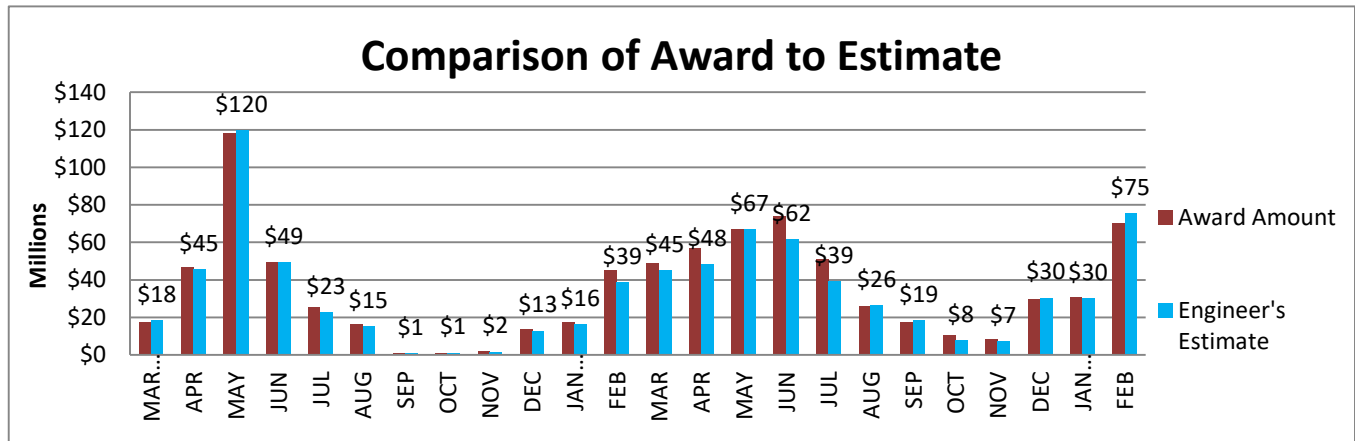
Note: Does not include Design Build, Emergency Contracts, On-Call, Single Source or Region Level Small Works Projects



**Washington State  
Department of Transportation**

For more information, please contact Kari Beardslee from the WSDOT Design Office at [beardsk@wsdot.wa.gov](mailto:beardsk@wsdot.wa.gov)

## Awarded Design Bid-Build Contracts: Award to Estimate with Average Number of Bidders by Month March 2021 - February 2023



Month	Average Number of Bidders	Number of Projects	Engineer's Estimate	Contract Award Amount	Percent Difference Between Estimate and Award
March 21	4	11	\$18,183,611.00	\$17,200,183.00	-5.4%
April	4	15	\$45,490,765.00	\$46,553,976.00	2.3%
May	3	13	\$119,798,071.00	\$118,011,329.00	-1.5%
June	4	12	\$49,420,914.00	\$49,078,954.00	-0.7%
July	3	7	\$22,843,885.00	\$25,181,875.00	10.2%
August	4	3	\$15,135,192.00	\$1,646,492.00	8.8%
September	2	4	\$896,752.00	\$831,912.00	-7.2%
October	2	3	\$1,066,373.00	\$1,046,953.00	-1.8%
November	5	2	\$1,610,870.00	\$1,773,107.00	10.1%
*December	3	6	\$12,860,167.00	\$13,833,317.00	7.6%
January 22	4	4	\$16,258,076.00	\$17,566,886.00	8.1%
February	4	6	\$38,553,756.00	\$45,096,911.00	17.0%
March	3	12	\$44,671,237.00	\$48,547,539.00	8.0%
April	3	12	\$48,412,332.00	\$56,825,919.00	17.4%
May	3	11	\$67,123,435.00	\$66,779,036.00	-0.5%
*# June	3	20	\$60,590,380.00	\$72,586,258.00	19.8%
**June	5	1	\$249,464,179.00	\$285,464,518.00	14.5%
*#July	2	11	\$39,100,128.00	\$51,012,390.00	30.5%
August	4	5	\$26,207,213.00	\$25,859,593.00	-1.3%
September	4	6	\$17,153,854.00	\$18,556,759.00	-7.6%
October	5	2	\$7,677,144.00	\$10,528,722.00	37.1%
*November	3	6	\$7,324,685.00	\$8,291,782.00	13.2%
*December	4	11	\$30,414,979.00	\$29,651,362.00	-2.5%
Janary 23	3	8	\$30,848,509.96	\$30,266,108.40	1.9%
February	6	11	\$75,269,637.35	\$70,138,448.49	-6.8%

\*Some data not available in CCIS

\*# Data updated after CCIS updated

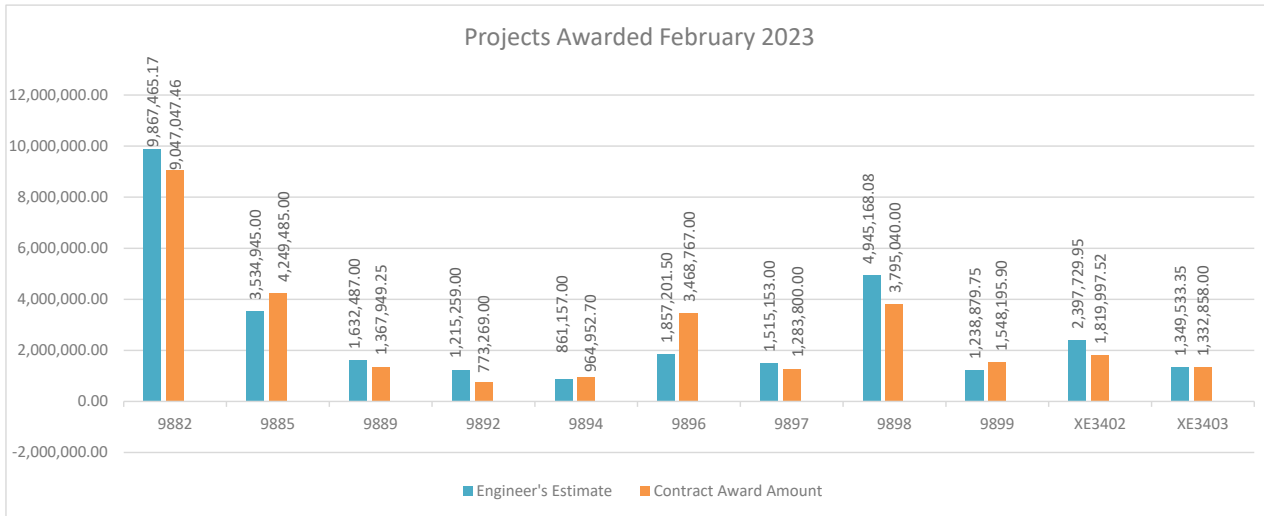
\*\*Also opened in June 2022: Contract 9786 Cabin Cr I/C to West Easton I/C Phase 3 Add Lanes and Wildlife Bridges.

Note: Does not include Design Build, Emergency Contracts, On-Call, Single Source or Region Level Small Works Projects

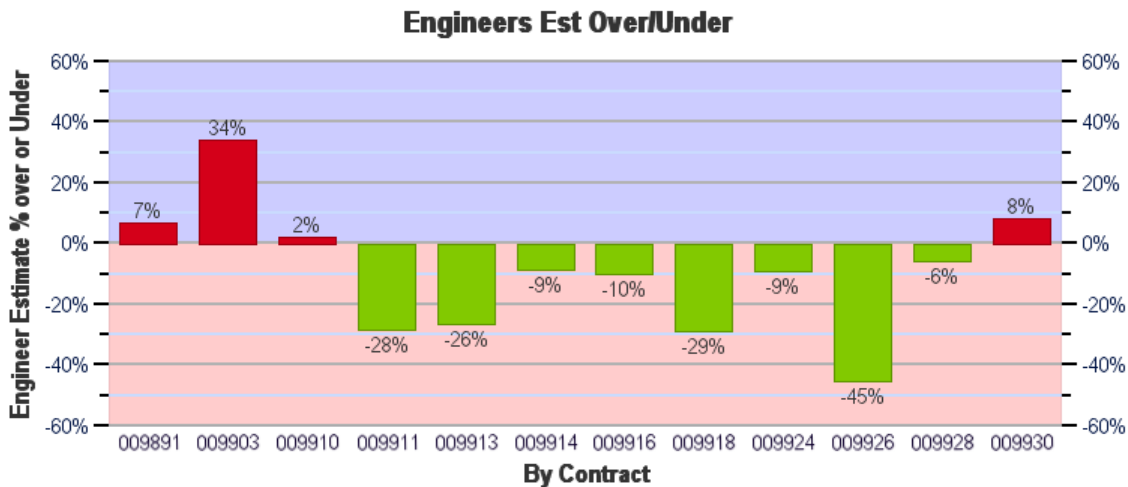


For more information, please contact Kari Beardslee from the WSDOT Design Office at beardsk@wsdot.wa.gov

## Monthly Award to Estimate Comparison February 2023



Contract Number	Title	Award Date	Number of Bidders	Engineer's Estimate	Contract Award Amount	Over / Under Percent
9891	Us 101, Elwha River Bridge Bridge Replace	2/15/2023	7	\$25,918,155.18	\$27,649,813.50	6.68%
9903	Lewis and Clark Bridge Expansion Joint Rep	2/14/2023	5	\$752,005	\$1,009,305	2/3/00
9910	I-5, Sb Joe Leary Slough To Nulle Rd Vic Co	2/9/2023	5	\$8,603,306.17	\$8,794,434.50	2.22%
9911	Sr 167, Sr 167 Completion Demo 9	2/8/2023	7	\$278,732.00	\$199,947.00	-28.27%
9913	I-5, Snohomish River Bridge (bn Rr) Painting	2/8/2023	12	\$18,650,557.00	\$13,710,507.00	-26.49%
9914	Sr 127 & Us 195, Hot Mix Asphalt Paving	2/8/2023	4	\$6,725,530.50	\$6,131,860.75	-8.83%
9916	Sr 9, Sr 528 To 132nd St Ne Vic Paving Wit	2/17/2023	2	\$2,791,142.87	\$2,502,439.50	-10.34%
9918	Sr 240, Columbia Center Blvd - Upgrade Sig	2/17/2023	3	\$1,718,337.00	\$1,220,204.00	-28.99%
9924	Sr 20, Unnamed Tributary To Red Creek Fis	2/8/2023	7	\$3,336,923.63	\$3,034,008.24	-9.08%
9926	Sr 109, W Of Hoquiam Stabilize Slope	2/8/2023	8	\$568,437.00	\$310,354.00	-45.40%
9928	Sr 7, Unnamed Tribs To S Creek Remove F	2/22/2023	4	\$5,926,511.00	\$5,575,575.00	-5.92%

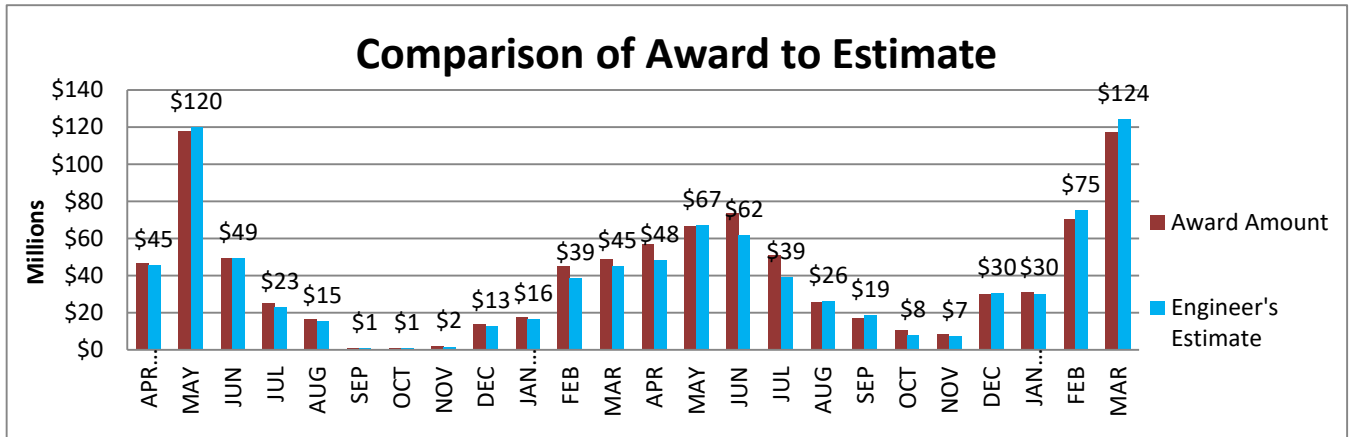


Note: Does not include Design Build, Emergency Contracts, On-Call, Single Source or Region Level Small Works Projects



For more information, please contact Kari Beardslee from the WSDOT Design Office at [beardsk@wsdot.wa.gov](mailto:beardsk@wsdot.wa.gov)

## Awarded Design Bid-Build Contracts: Award to Estimate with Average Number of Bidders by Month April 2021 - March 2023



Month	Average Number of Bidders	Number of Projects	Engineer's Estimate	Contract Award Amount	Percent Difference Between Estimate and Award
April 21	4	15	\$45,490,765.00	\$46,553,976.00	2.3%
May	3	13	\$119,798,071.00	\$118,011,329.00	-1.5%
June	4	12	\$49,420,914.00	\$49,078,954.00	-0.7%
July	3	7	\$22,843,885.00	\$25,181,875.00	10.2%
August	4	3	\$15,135,192.00	\$1,646,492.00	8.8%
September	2	4	\$896,752.00	\$831,912.00	-7.2%
October	2	3	\$1,066,373.00	\$1,046,953.00	-1.8%
November	5	2	\$1,610,870.00	\$1,773,107.00	10.1%
*December	3	6	\$12,860,167.00	\$13,833,317.00	7.6%
January 22	4	4	\$16,258,076.00	\$17,566,886.00	8.1%
February	4	6	\$38,553,756.00	\$45,096,911.00	17.0%
March	3	12	\$44,671,237.00	\$48,547,539.00	8.0%
April	3	12	\$48,412,332.00	\$56,825,919.00	17.4%
May	3	11	\$67,123,435.00	\$66,779,036.00	-0.5%
*# June	3	20	\$60,590,380.00	\$72,586,258.00	19.8%
**June	5	1	\$249,464,179.00	\$285,464,518.00	14.5%
*#July	2	11	\$39,100,128.00	\$51,012,390.00	30.5%
August	4	5	\$26,207,213.00	\$25,859,593.00	-1.3%
September	4	6	\$17,153,854.00	\$18,556,759.00	-7.6%
October	5	2	\$7,677,144.00	\$10,528,722.00	37.1%
*November	3	6	\$7,324,685.00	\$8,291,782.00	13.2%
*December	4	11	\$30,414,979.00	\$29,651,362.00	-2.5%
Janary 23	3	8	\$30,848,509.96	\$30,266,108.40	1.9%
February	6	11	\$75,269,637.35	\$70,138,448.49	-6.8%
*March	3	11	\$124,371,805.32	\$117,384,615.04	-5.6%

\*Some data not available in CCIS

\*# Data updated after CCIS updated

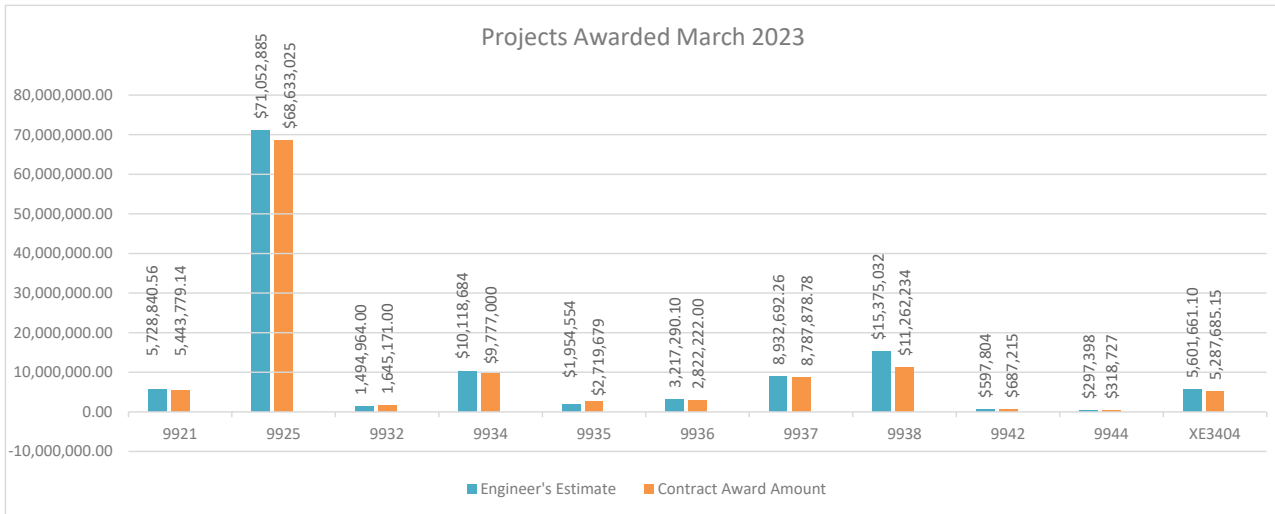
\*\*Also opened in June 2022: Contract 9786 Cabin Cr I/C to West Easton I/C Phase 3 Add Lanes and Wildlife Bridges.

Note: Does not include Design Build, Emergency Contracts, On-Call, Single Source or Region Level Small Works Projects

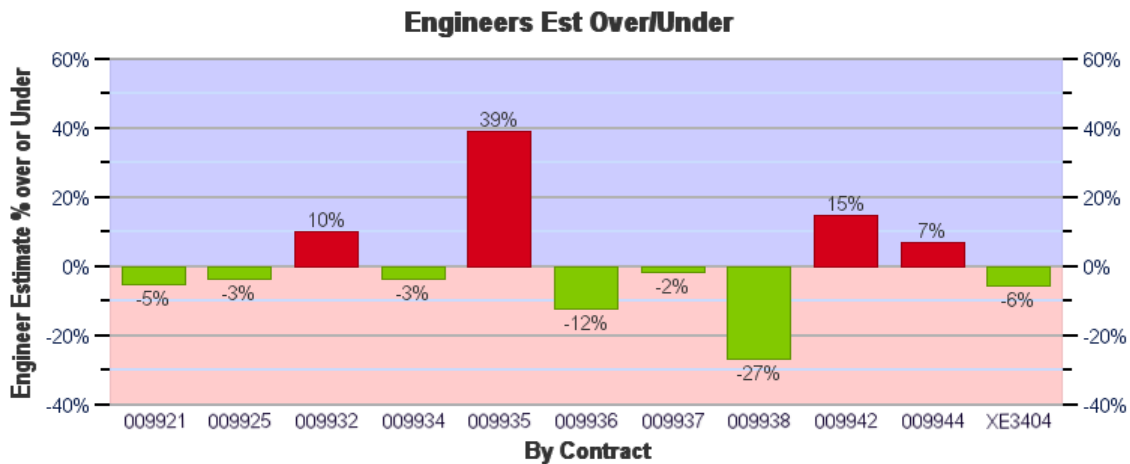


For more information, please contact Kari Beardslee from the WSDOT Design Office at beardsk@wsdot.wa.gov

## Monthly Award to Estimate Comparison March 2023



Contract Number	Title	Award Date	Number of Bidders	Engineer's Estimate	Contract Award Amount	Over / Under Percent
9921	Us 2 / 97, Easy Street Roundabout	3/6/2023	4	5,728,840.56	5,443,779.14	-4.98%
9925	NSC Spokane River Crossing	3/23/2023	4	\$71,052,885	\$68,633,025	-3.41%
9932	Sr 530, 59th Ave Ne & 211th Pl Ne Intersect	3/15/2023	4	1,494,964.00	1,645,171.00	10.05%
9934	Leavenworth & N of Blewett Pass - Paving	3/21/2023	3	\$10,118,684	\$9,777,000	-3.38%
9935	Duffner Ditch Fish Passage	3/21/2023	5	\$1,954,554	\$2,719,679	39.15%
9936	I-90, Silica Rd I/c To U Rd I/c Ramp Paving	3/21/2023	2	3,217,290.10	2,822,222.00	-12.28%
9937	Sr 542, Squalicum Crk To Bellingham Bay F	3/13/2023	3	8,932,692.26	8,787,878.78	-1.62%
9938	Ritzville To Tokio Paving	3/16/2023	3	\$15,375,032	\$11,262,234	-26.75%
9942	NB 206th St Vic To SR 516 - Pavement Rep	3/21/2023	3	\$597,804	\$687,215	14.96%
9944	SR 261 to Colfax Install Shoulder Rumble S	3/28/2023	3	\$297,398	\$318,727	7.17%
XE3404	Sr 8, Us 12 To Us 101 Paving	3/9/2023	4	5,601,661.10	5,287,685.15	-5.61%



Note: Does not include Design Build, Emergency Contracts, On-Call, Single Source or Region Level Small Works Projects



For more information, please contact Kari Beardslee from the WSDOT Design Office at [beardsk@wsdot.wa.gov](mailto:beardsk@wsdot.wa.gov)