



# Washington State Ferries Service Restoration Plan Progress Report



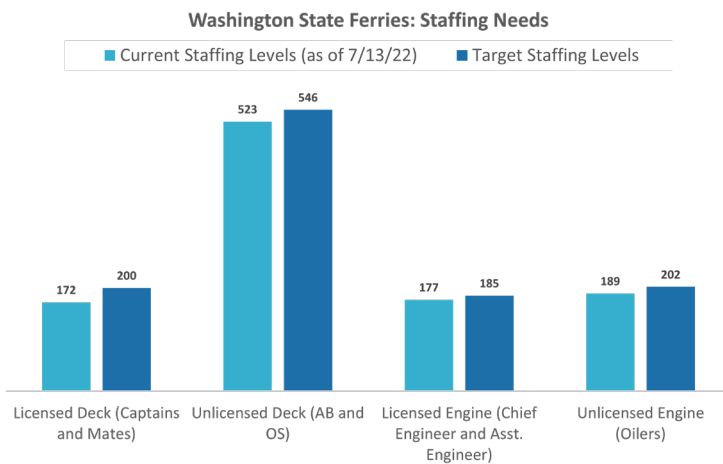
Updated August 2, 2022

## Overview

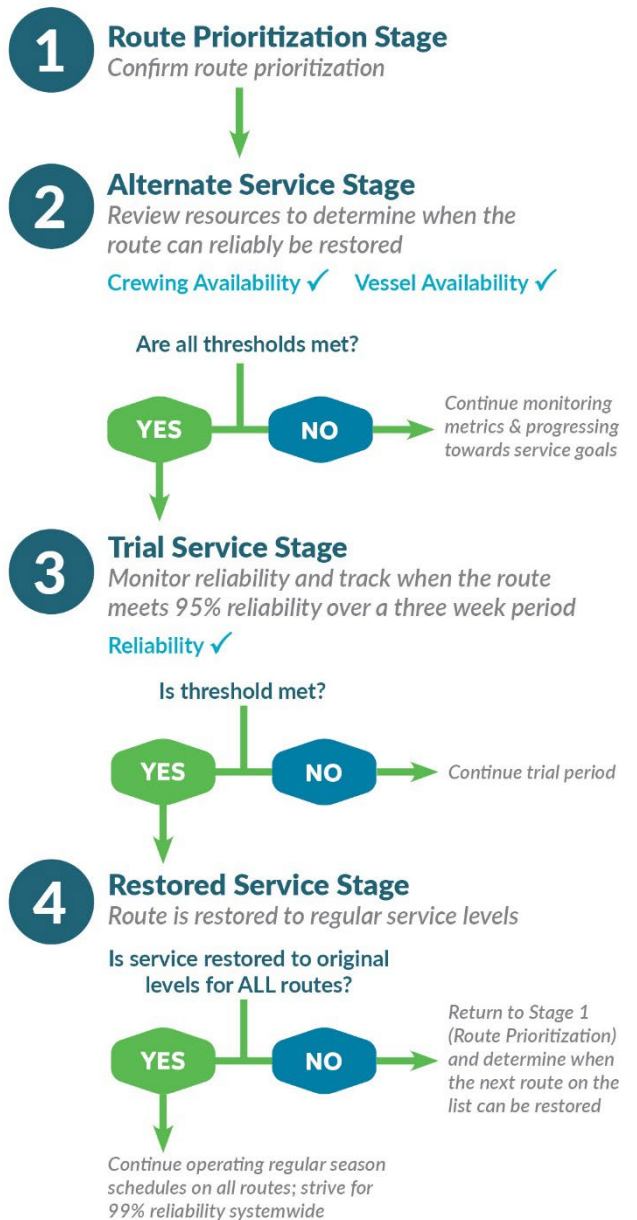
Washington State Ferries is incrementally adding service to meet increasing demand as the ferry system continues to recover from the pandemic. A return to full capacity of the system is dependent on several variables, including:

- The trajectory of the pandemic and ongoing impacts of COVID-19 on the workforce.
- Ridership levels and accommodating the seasonal increase in summer peak season ridership.
- The ability of WSF to recruit, hire and train new employees to fill key positions.
- The rate of retirements and other separations that contribute to overall staffing levels.
- Lack of vessels due to unanticipated breakdowns and an aging fleet.

## Progress toward reaching targeted staffing levels



## Service Restoration Process

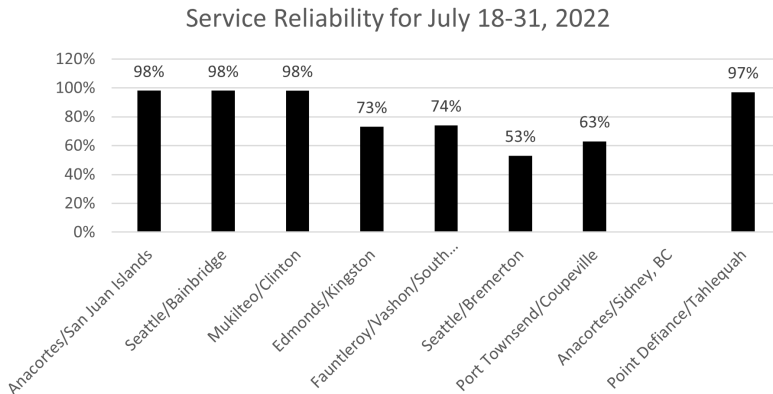


## Ferry Service Restoration

WSF has prioritized ferry routes based on ridership, service performance, availability and directness of travel alternatives, and vessel and crew availability.

### Service Reliability

During the trial stage, WSF’s target is 95% reliability over three weeks before considering a route fully restored. This chart illustrates current reliability for all routes based on a regular schedule.



### Upcoming Service Changes

- WSF plans to begin trialing full service on the Edmonds/Kingston route later this year. A second boat is added daily as crewing allows.
- The next three routes – Fauntleroy/Vashon/Southworth, Seattle/Bremerton and Port Townsend/Coupeville – likely will not be restored to regular service until Spring 2023. The Anacortes/Sidney, B.C. route will be restored in Summer 2023 at the earliest.

| Route   | Restoration Stage             |
|---|-------------------------------|
| <b>ANACORTES/<br/>SAN JUAN ISLANDS</b>        | <b>4</b><br>Regular Service   |
| <b>SEATTLE/<br/>BAINBRIDGE</b>                | <b>4</b><br>Regular Service   |
| <b>MUKILTEO/CLINTON</b>                       | <b>4</b><br>Regular Service   |
| <b>EDMONDS/KINGSTON</b>                       | <b>2</b><br>Alternate Service |
| <b>FAUNTLEROY/<br/>VASHON/<br/>SOUTHWORTH</b> | <b>2</b><br>Alternate Service |
| <b>SEATTLE/<br/>BREMERTON</b>                 | <b>2</b><br>Alternate Service |
| <b>PORT TOWNSEND/<br/>COUPEVILLE</b>          | <b>2</b><br>Alternate Service |
| <b>ANACORTES/<br/>SIDNEY, B.C.</b>            | No Service                    |
| <b>POINT DEFIANCE/<br/>TAHLEQUAH</b>          | Regular Service               |

### Systemwide Ridership

Total 2022 ridership compared to previous years (data updated as of 7/10/22)

