




Note: there is no signal at the intersection of East L Street and Puyallup Avenue

Southbound I-5 drivers headed to the Tacoma Dome using exit 135 to Portland Avenue will follow a detour around the closure

Closure of East Wiley Avenue/East 27th Street at East L Street

Southbound I-5 traffic using exit 135 to Portland Avenue can use East N Street to East 26th Street to East L Street to connect to Puyallup Avenue

-  Closure
-  Primary detour route
-  Secondary detour route