



Washington State Ferries Service Restoration Plan Progress Report



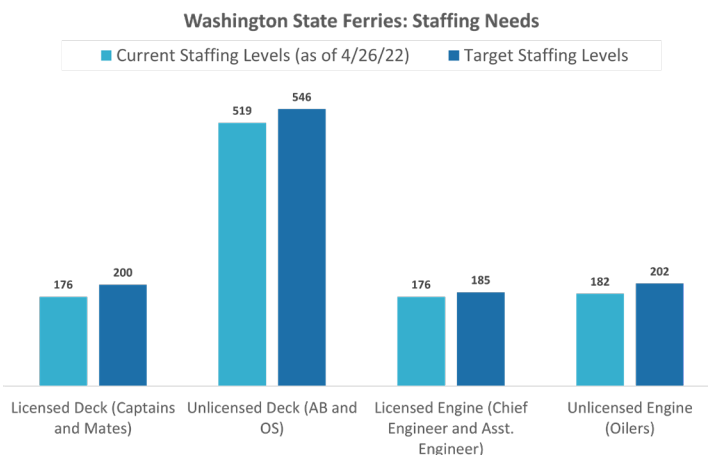
Updated April 26, 2022

Overview

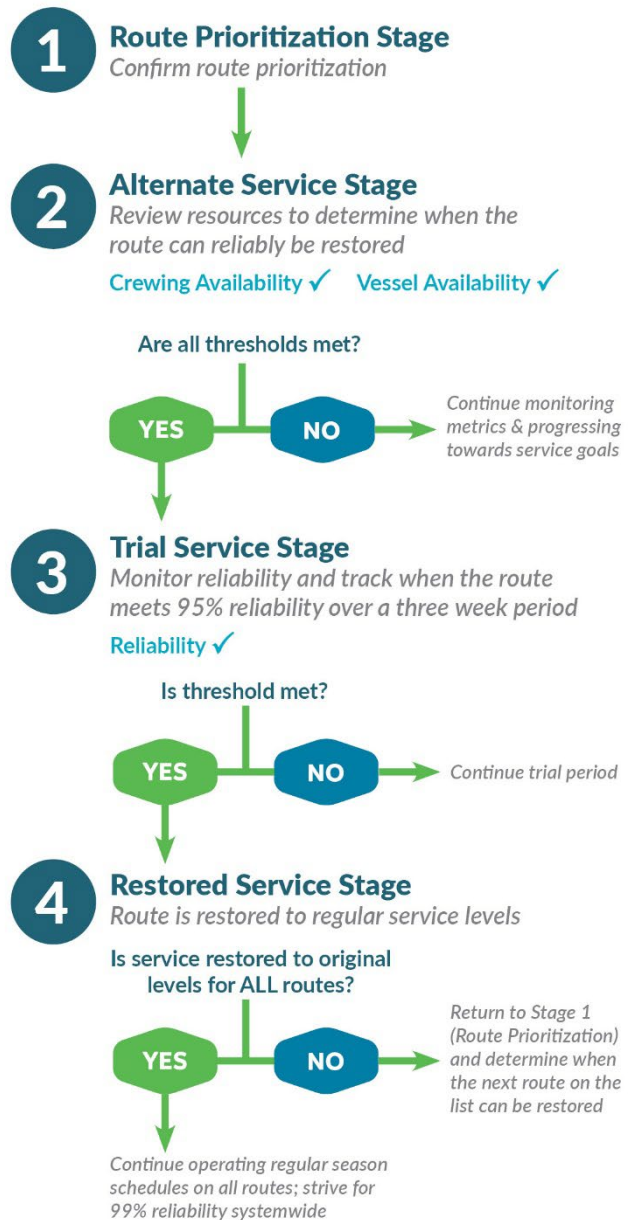
Washington State Ferries is incrementally increasing service to meet increasing demand as the ferry system continues to recover from the pandemic. A return to full capacity of the system is dependent on several variables, including:

- The trajectory of the pandemic and ongoing impacts of COVID-19 on the workforce.
- Ridership levels and accommodating the seasonal increase in summer peak season ridership.
- The ability of WSF to recruit, hire and train new employees to fill key positions.
- The rate of retirements and other separations that contribute to overall staffing levels.
- Lack of vessels due to unanticipated breakdowns and an aging fleet.

Progress toward reaching targeted staffing levels



Service Restoration Process

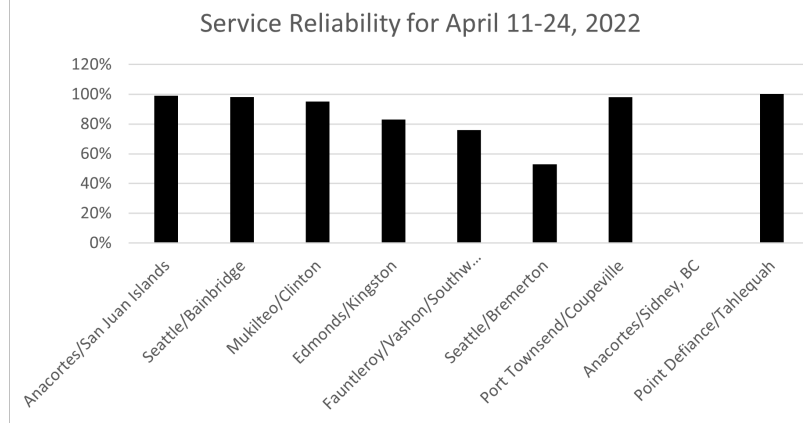


Ferry Service Restoration

WSF has prioritized ferry routes based on ridership, service performance, availability and directness of travel alternatives, and vessel and crew availability.

Service Reliability

During the trial stage, WSF's target is 95% reliability over three weeks before considering the route fully restored. This chart illustrates current reliability for all routes based on a regular schedule.



Upcoming Service Changes

- The Seattle/Bainbridge route has completed its Trial Service Stage that began March 22. The route is now operating on regular service.

Route	Restoration Stage
ANACORTES/ SAN JUAN ISLANDS	4 Regular Service
SEATTLE/ BAINBRIDGE	4 Regular Service
MUKILTEO/CLINTON	2 Alternate Service
EDMONDS/KINGSTON	2 Alternate Service
FAUNTLEROY/ VASHON/ SOUTHWORTH	2 Alternate Service
SEATTLE/ BREMERTON	2 Alternate Service
PORT TOWNSEND/ COUPEVILLE	2 Alternate Service
ANACORTES/ SIDNEY, B.C.	No Service
POINT DEFIANCE/ TAHLEQUAH	Regular Service

Systemwide Ridership

Total 2022 ridership compared to previous years (data updated as of 4/24/22)

