

# Washington State Department of Transportation

2024-2027

## Statewide Transportation Improvement Program (STIP)



## Table of Contents

<b>I. Introduction</b>	<b>2</b>
<b>II. Organization of the STIP</b>	<b>3</b>
<b>III. Financial Plan and Resources</b>	<b>3</b>
<b>IV. Operation and Maintenance</b>	<b>6</b>
<b>V. Consistency with Long-Range Statewide &amp; Metropolitan Transportation Plans</b>	<b>6</b>
<b>VI. Performance Measures</b>	<b>7</b>
<b>VII. Consultation &amp; Selection Process</b>	<b>15</b>
<b>VIII. Community Engagement</b>	<b>17</b>
<b>IX. STIP Amendments &amp; Administrative Modifications</b>	<b>18</b>
<b>Appendix</b>	
A. State Self-Certification Statement	19
B. Financial Feasibility Table	20
C. STIP Administration	21
D. MPO/RTPO/WSDOT Directory	25
E. STIP Format & Project Listing	57
F. Source of Funds	60
G. Grouped Projects	69
H. Performance Measures & Targets Table	71
I. Annual Obligation Listing	72

## **I. Introduction**

Washington State’s 2024-2027 Statewide Transportation Improvement Program (STIP) is a four-year, fiscally constrained prioritized multimodal transportation program of state, local, tribal, and public transportation (transit) projects, which includes highways, streets, roads, rail roads, transit-hubs, park-and-ride lots, bridges, sidewalks, bike lanes, ferry terminals, trails and safety projects funded with federal, state, tribal and local sources. The STIP is a calendar year document and is developed on an annual basis with monthly updates from January through October.

The STIP is developed from local, metropolitan planning organizations (MPOs), regional transportation planning organizations (RTPOs) and county transportation improvement programs (TIPs). Projects are identified through state, metropolitan, regional, tribal, and local planning processes, and includes consideration of how projects address racial inequity and economic development while simultaneously building a stronger safety culture for all users of the transportation system. An environment of community engagement is woven into each stage of the planning process merging public dialogue forums with practical solutions to deliver transportation projects that “fit” into the communities and augment their transportation needs.

Projects programmed in the STIP are the highest priority for the available funding, to preserve and improve the state's transportation network and achieving the national goals established in the Moving Ahead for Progress in the 21<sup>st</sup> Century Act (MAP-21) and continued through the Infrastructure Investment and Jobs Act/Bipartisan Infrastructure Law (IIJA/BIL) for FFYs 2022-2026.

Also, included are regionally significant projects that are funded through the Washington State Legislature Connecting WA transportation package and the Move Ahead Washington, 16-year transportation package totaling over \$17 billion of state and local projects throughout the state.

Only those projects programmed in the STIP can be authorized by the Federal Highway Administration (FHWA) and the Federal Transit Administration (FTA) to utilize federal funds. Once projects are approved in the STIP, agencies may request federal fund authorization of the project.

## **II. Organization of the STIP**

Projects in the STIP are organized in alphabetical order by MPO/RTPO and lead agency and are shown in a standardized format (*Appendix E: STIP Format & Project Listing*). Project information such as project phases including planning activities only (PL), design/preliminary engineering including environmental (PE), right of way (RW) and construction (CN).

## **III. Financial Plan and Resource**

The STIP is required to be a financially constrained program of projects for implementation during a four-year period (23 CFR 450.218(m)). To demonstrate the STIP is fiscally constrained, by the funding identified, the federal terminology of committed, available and/or reasonably available funds is used. The STIP is designed to document the total amount of funds (federal, state, tribal, local, etc.) programmed for each project by phase. In addition, the STIP includes a project and the identified phase(s) of a project, only if full funding is anticipated to be reasonably available within the time contemplated for completion and as documented in the Metropolitan Transportation Plan (MTP), etc. Accordingly, an investment level approach has been used for the second, third and fourth years of the STIP. The investment level is based upon the anticipated amount of funding available for the various sources.

Local agencies work through their metropolitan planning (MPO) or regional transportation planning organizations (RTPO) and county leads, as appropriate, to include projects into their TIPs and for inclusion in the STIP. Tribal Nations work either with their MPO/RTPOs or directly with Washington State Department of Transportation (WSDOT) to include their projects in the STIP. Robust community engagement is a key bridge between the limited transportation resources and increasing transportation needs to achieve maximum benefits for the statewide system.

To ensure federal compliance of a four-year program of projects, WSDOT collaborated with the MPOs to shift the way pavement preservation projects are programmed in the STIP. WSDOT is providing a program of prioritized pavement preservation projects expected in each of the MPO and RTPO areas for the next six years. This shift to programmatic projects in the STIP provides greater clarity to the public of WSDOTs expected pavement preservation projects in the pipeline. In addition, it provides opportunities for local communities to leverage and coordinate their nearby improvements. This approach also provides WSDOT the maximum flexibility to use available federal funding to expedite project delivery and quickly respond to emergent preservation and safety needs statewide.

It is difficult to completely accomplish a four year financially constrained program of projects in Washington, since WSDOT is limited by statute to a two-year capital construction program and local agency capital programs are adopted annually through their commissions and councils. Financial constraint of the STIP is summarized in *Appendix B: Financial Feasibility Table*, to demonstrate the projects to be implemented are using current and/or reasonably available revenues, while facilities are being adequately operated and maintained.



## **Financing** **State/Local**

<b>State &amp; Local Revenues</b> (dollars in millions)	<b>2024</b>	<b>2025</b>	<b>2026</b>	<b>2027</b>
State	\$ 3,126	\$ 3,172	\$ 3,218	\$ 3,264
Cities/Counties	\$ 977	\$ 992	\$ 1,007	\$ 1,022
Transit	\$ 3,159	\$ 3,224	\$ 3,289	\$ 3,294
Sub-total	\$ 7,262	\$ 7,388	\$ 7,514	\$ 7,580
<b>Total State/Local Revenue</b> <b>(excluding bonds)</b>	<b>\$ 7,262</b>	<b>\$ 7,388</b>	<b>\$ 7,514</b>	<b>\$ 7,580</b>

State revenue is from numerous taxes, fees, permits, tolls, and other revenues. Washington's fuel taxes (gasoline, diesel, biodiesel, etc.) comprise the largest share of state transportation revenue. Licenses, permits and fee revenues comprise the second largest share of state transportation revenues.

The Washington State Legislature must enact a statute authorizing the sale of bonds for a specific purpose. This statute requires a 60% legislative majority vote or approval by the voters in a statewide referendum (e.g., Referendum 49). Before bond proceeds may be delivered, the Legislature must first appropriate expenditure authority and a request for the sale must be made to the State Finance Committee.

In Washington, bond proceeds are only used for capital purposes and are primarily issued as "double-barrel" bonds. They are general obligation bonds, meaning they are secured by the full faith and credit of the state and are secured by motor fuel taxes. Debt service on motor fuel tax general obligation bonds is paid from gas taxes. Debt service on toll-backed bonds is first payable from tolls, then motor fuel taxes. Rating agencies look at the state's financial health when assigning credit ratings to the motor fuel tax bonds.

In addition, to the state revenues, local entities receive transportation funding as shown in the above table. Funding is primarily from the property tax for roadway type projects and the sales tax for transit projects. Other sources of revenue for local transportation projects may include local vehicle registration fees, street use permits, mitigation fees, impact fees, local improvement districts (LID), and transportation benefit district (TBD).

## **Federal**

<b>Federal Revenue based on Apportionment</b> (dollars in millions)	<b>2024</b>	<b>2025</b>	<b>2026</b>	<b>2027</b>
Highway	1,116.58	1,138.84	1,161.55	1,171.79
Transit	21.90	22.40	22.80	23.02
Other (BIA, CDBG, etc.)	\$ -	\$ -	\$ -	\$ -
<b>Total</b>	<b>\$ 1,138.5</b>	<b>\$ 1,161.2</b>	<b>\$ 1,184.4</b>	<b>\$ 1,194.8</b>

The federal revenue table above identifies the programmatic funds distributed to Washington State by FHWA and FTA based on IIJA/BIL.

Federal funds reported in this forecast are based on federal fiscal year (FFY) 2024 that began on October 1, 2023.

FHWA and FTA distribute funds to Washington State through federal apportionment. This distribution of funds uses a formula provided in law.

Forecast and additional details can be found on the Office of Financial Management's (OFMs) web site at [Transportation revenue information | Office of Financial Management \(wa.gov\)](https://www.ofm.wa.gov/transportation-revenue-information).

### **Toll Credit**

Section 120(j) of Title 23 permits states to substitute certain previous toll-financed investments for state matching funds on current Federal-aid projects. It permits the non-Federal share of a project's cost to be met through a "soft match" of toll credits. The amount of toll credits earned by Washington State is based on the amount of toll revenues expended by its toll authorities for capital outlays to build or improve highways, bridges, or tunnels that serve interstate commerce. The Washington State Ferry System qualifies as a toll authority, and the ferry fare box revenues qualify for eligible toll credits, up to the amount of capital expenditures on Washington State Ferries in the respective year. Because toll revenues will be used to pay the debt service for bonds issued, expenditures from several other projects qualify as well. Those projects include the Tacoma Narrows Bridge, and SR520, SR167, I405.

### **GARVEE**

Grant Anticipation Revenue Vehicles (GARVEEs) enable the state to pay debt service and other bond-related expenses with future federal highway funds. The GARVEE financing mechanism generates up-front capital for major highway projects at generally tax-exempt rates and enables Washington State to construct a project earlier than if using traditional pay-as-you go federal funds. With projects in place sooner, costs are lower due to inflation savings, and the public realizes safety and economic benefits. By paying with future federal highway funds, the cost of the facility is spread over its useful life, rather than just the construction period.

The Washington State Legislature has authorized WSDOT to sell GARVEE bonds. Reimbursement for GARVEEs comes from a pledge of future Title 23 Federal-aid funding.

For more on information on GARVEEs see the web site at [FHWA - Center for Innovative Finance Support - Project Finance - Federal Debt Financing Tools \(dot.gov\)](https://www.fhwa.dot.gov/center-for-innovative-finance-support-project-finance-federal-debt-financing-tools).

### **Advance Construction (AC)**

The AC approach allows agencies to request and receive approval to advance a project phase prior to the receipt of the obligation authority being available for the federal share of the project. Using advanced construction, FHWA is asked to authorize the project without obligating federal funds. An agency will provide the up-front financing for the project and then at a later date "convert" the AC project to a regular federal-aid project by obligating the full federal share of the project costs when sufficient obligation authority is available. At the time of conversion, an agency can be reimbursed for the federal share of costs incurred up to the point of conversion. Partial conversion of AC is where the agency converts, obligates, and receives reimbursement for only a portion of its funding in a given year. This removes any requirement to wait until the full amount of obligation authority for the project is available. An agency can obligate varying

amounts for the project's eligible cost in each year; depending on how much of the state's obligation authority is available. For GARVEE and TIFIA debt-financing instruments that will utilize advanced construction, the project description of the STIP will identify taking advantage of advanced construction.

A similar process is used for FTA projects called a 'Letter of No Prejudice'. This technique allows transit agencies to start their projects prior to receipt of funds.

### **TIFIA**

The Transportation Infrastructure Finance and Innovation Act (TIFIA) program provides Federal credit assistance in the form of direct loans, loan guarantees, and standby lines of credit to finance surface transportation projects of national and regional significance. TIFIA credit assistance provides improved access to capital markets, flexible repayment terms, and potentially more favorable interest rates than can be found in private capital markets for similar instruments. TIFIA can help advance qualified, large-scale projects that otherwise might be delayed or deferred because of size, complexity, or uncertainty over the timing of revenues. Many surface transportation projects - highway, transit, railroad, intermodal freight, and port access are eligible for assistance.

For more information on the TIFIA program see the web site at [Program Overview | Build America \(transportation.gov\)](#)

## **IV. Operations and Maintenance**

Operations and maintenance are those expenses of labor, goods, and services necessary for the provision of safe and responsive transportation facilities and services, but does not include special bonding, etc. for exceptionally large projects, such as, Sound Transit's match funding.

The statewide budget for operations and maintenance for each fiscal year in the 2023-2026 STIP is estimated as follows: 1) state highway system - \$1.562 billion; 2) cities and counties local transportation system - \$1.6 billion; and 3) governmental transit systems - \$990 million which also includes contracted services, administration, and planning.

## **V. Consistency with Long-Range Statewide & Metropolitan Transportation Plans**

The projects in the STIP are consistent with the Washington Transportation Plan (WTP) Phase 2 – Implementation 2017-2040 and the twelve Washington State MPO metropolitan transportation plans (MTPs) as required in 23 CFR 450.218 (k).

The Washington Transportation Plan (WTP) Phase 2 – Implementation 2017-2040 is a blueprint for transportation investment in Washington State. The plan is built around the state transportation policy goals listed in RCW 47.04.280 (Economic Vitality, Preservation, Safety, Mobility, Environment, and Stewardship). The plan also addresses the planning factors spelled out in federal rule, 23 CFR 450.206. The Statewide Long-range Transportation Plan was guided by a Steering Committee composed of WSDOT, the Washington State Transportation Commission, and a representative from the MPOs.

WSDOT adopted the Statewide Long-Range Transportation Plan April 30, 2018. This is an umbrella plan that recommends policy-level actions for big, unresolved policy issues that

rise to the statewide level. These issues were identified through public and stakeholder involvement, particularly through numerous consultations with the WTP Steering Committee, WTP Advisory Group, and WSDOT staff.

## **VI. Performance Measures**

The Federal Transportation Acts established performance measures to better align funding priorities with system performance and monitor and manage capital assets used for providing public transportation. FHWA and FTA continue to work with WSDOT to establish and report on these measures.

Performance management provides a means to the most efficient investment of federal transportation funds by (1) focusing on national transportation goals, and (2) improving project decision making through performance-based planning and programming (23 USC 150).

Since MAP-21 was passed in 2012, WSDOT, MPOs, and providers of public transportation have developed a robust and collaborative approach to implementing Transportation Performance Management (TPM). Some of the major accomplishments we've achieved together are:

### **Target Setting Framework**

In Washington, significant effort went into developing a strong, collaborative TPM target setting framework process, whereby target setting development and reporting follow a pre-determined and thorough process. Also, WSDOT and its partners are continually working to improve coordination and collaboration in the framework process. The TPM Target Setting Framework structure facilitates the collaborative process through two groups with specific functions and responsibilities:

#### ***Target Setting Framework Group***

The Target Setting Framework Group is the major decision-making group, composed of WSDOT representatives and MPO Directors. This group meets to address issues using three types of decision points:

- **Process decisions:** The group decides how early and often WSDOT, the MPOs, and providers of public transportation (as appropriate) will engage each other, and the types of engagement that are best for all parties.
- **Data decisions:** The group addresses the types of data used, roles and responsibilities for data collection and analysis, and the process by which MPOs will adopt the state targets or report their own separate or additional targets. This is also an opportunity for the group to discuss performance progress and achievements.
- **Target setting decisions:** The group is responsible for making advisory target setting decisions.

Final recommendations are forwarded to the MPOs as well as WSDOT's Executive Leadership Team and the Secretary of Transportation. The MPOs may choose to support the state in meeting its statewide targets or set their own regional targets. For the measures related to FHWA requirements, the majority of Washington's MPOs have chosen to support the state in

meeting its targets. For measures related to FTA requirements, MPOs must set their own quantifiable targets. Prior to the adoption of the final targets, the Secretary may consult with the Governor's office to ensure alignment with the Governor's strategic directions.

### ***Target Setting Technical Teams***

The Target Setting Technical Teams are comprised of WSDOT and MPO subject matter experts actively engaged in conducting analysis associated with the federal performance management rules. These participants review the TPM rules and performance measures to ensure methodology, data, and performance and reporting requirements are fully understood by all target setting participants.

Separate Target Setting Technical Teams are formed around each of the TPM performance target areas (i.e., safety, pavement/bridge, system performance/freight/CMAQ, and emissions). For state targets, WSDOT technical team members provide initial target recommendations for the entire technical team to further vet and assess feasibility, fiscal and resource impacts, and data needs. In addition, respective MPO data is provided directly to the MPOs for analysis and review prior to adopting targets that align and support the state adopted targets. Technical Team meetings continue to be held based on each respective target area's need for collaboration, typically between one and three times per year.

Outcomes from Target Setting Technical Team meetings are reported to the Framework Group for further deliberation and consensus. As part of technical team logistics, participants report to their respective MPO or WSDOT office, as well as work with local governments and other partners/stakeholders to conduct analysis work. This important collaborative process at the Technical Team level allows each MPO or transit provider to use their expertise and perspective regarding methodology, data requirements, and analysis and it facilitates direct communication with WSDOT TPM technical leads.

### **Transportation Performance Management (TPM) Folios**

To support the collaborative effort between the state, MPOs, and providers of public transportation on all the work related to TPM performance measures and target setting, WSDOT maintains TPM folios, which are summaries of the federal rules and associated state targets, timelines, and reporting requirements. These folios are updated regularly and have been used on a national scale and throughout Washington. The folios serve as educational tools for policy boards, technical advisory committees, and other groups who need key information in an easy-to-read document. These folios are available online at [Transportation Performance Management reports | WSDOT \(wa.gov\)](#).

### **Regional Integrated Transportation Information System (RITIS)**

In addition to the folio summaries, WSDOT purchased access to the Regional Integrated Transportation Information System (RITIS) data tool, procured by the American Association of State Highway and Transportation Officials (AASHTO) TPM Pool Fund contract TPF-5(326). Since targets must continue to be monitored, analyzed, and reported for future years, this data tool allows WSDOT and MPOs to have valuable data for PM3 travel time-based measures on the front end, which can be used to analyze NPMRDS data and monitor the performance trends of PM3 measures, and support the target setting process. This tool is also used by WSDOT to extract PM3 travel time data for HPMS reporting, which FHWA uses to compute performance measures for biennial determination of significant progress towards achieving targets. WSDOT has ensured that the RITIS tool is gathering data based on each metropolitan planning area

boundary so that each MPO has data specific to their organization. WSDOT will consider recommendations to adjust the level of investment in this or other tools to serve the needs of its MPO partners more effectively.

### **Performance Measure 1 - Safety**

The stated goal for safety: *to achieve a significant reduction in traffic fatalities and serious injuries on all public roads*. Pursuant to these national goals, State Departments of Transportation (DOTs) are required by the federal Highway Safety Improvement Program (HSIP) regulations under 23 CFR 924 to set five performance targets. These five required performance targets use five year rolling averages for (1) number of fatalities, (2) rate of fatalities per 100 million Vehicle Miles Traveled (VMT), (3) number of serious injuries, (4) rate of serious injuries per 100 million VMT, and (5) number of non-motorized fatalities and non-motorized serious injuries. These targets are required for all public roads regardless of ownership or functional class.

Washington State's *Target Zero* Strategic Highway Safety Plan (SHSP) is the basis for setting safety targets in Washington State. *Target Zero* (2019) sets the goal of zero fatalities and serious injuries by 2030.

Metropolitan Planning Organizations (MPOs) are also required to establish the same five targets in coordination with the state DOT for all public roads within 180 days of submittal of the state established targets. An MPO can agree to either support the State DOT targets or establish separate MPO numerical targets specific to the metropolitan planning area boundary.

### **WSDOT HSIP Methodology**

WSDOT prioritizes and programs state projects based upon the Strategic Highway Safety plan approved by the Governor in 2006 and updated in 2019. WSDOT also develops an HSIP implementation plan, *Getting to Zero*, which outlines its safety program implementation and approach to reducing deaths and serious injuries in Washington.

### **Local HSIP Methodology**

Federal safety funds from the HSIP are split between state highways and local roads in a data-driven process following *Target Zero* using the emphasis areas and priorities outlined in that document. The funds are split according to the proportion of fatal and serious injury crashes in Priority One infrastructure areas (Lane Departure and Intersection crashes, as of the 2019 Target Zero). Per the most recent 5-year period, the funds are split 30% for state highways and 70% for local roads.

The funding is divided into two programs, the County Safety Program, and the City Safety Program, per guidance received from both cities and counties on a local agency safety program review panel (2009). All safety projects must address fatal or serious injury crashes per HSIP funding requirements.

### **County Safety Program**

The County Safety Program methodology has remained consistent since 2010. That methodology requires counties to apply only for systemic safety projects. Systemic safety involves a data-driven, prioritized approach to address crash risk (typically lower-cost and widespread improvements). With the widely dispersed nature of fatal and serious injury crashes across a vast county road network (over 39,000 centerline miles), this has been the preferred

approach to try to achieve results to support *Target Zero*. Since 2014, counties have also been required to submit a Local Road Safety Plan (LRSP) as part of their application to be eligible for HSIP funds. This plan describes the data-driven prioritization process for the county, including identification of risk factors.

Once counties submit their funding applications and LRSP, WSDOT Local Programs identify projects for funding based on fatal and serious injury crash history, risk factors associated with fatal and serious injury crashes, cost effectiveness of the countermeasures proposed, and agency delivery record based upon prior project selections. The County Safety Program has a call for projects every two years.

#### City Safety Program

The City Safety Program methodology has remained consistent since 2012. That methodology requires cities to apply for spot location projects or systemic safety projects. Since 2012, about half of the City Safety Program funds have been awarded to spot location projects and about half to systemic safety projects. In 2018, cities were required to submit a LRSP as part of their application to be eligible to apply for the systemic safety part of the program. Since 2020, all cities were required to submit a LRSP as part of their application to be eligible for HSIP funds.

Once cities submit their funding applications and LRSP, WSDOT Local Programs identify projects for funding. For systemic safety projects, funding is based on fatal and serious injury crash history, risk factors associated with fatal and serious injury crashes, cost effectiveness of the countermeasures proposed, and agency delivery record based upon prior project selections. For spot location projects, funding is based on the benefit/cost ratio of the project and agency delivery record based upon prior project selections. The City Safety Program has a call for projects every two years.

#### Summary

Washington MPOs and WSDOT coordinate the planning and programming of projects that work towards achieving Washington's safety targets. Progress toward achieving the safety targets is reported as part of WSDOT's HSIP annual submittal to FHWA and in the Gray Notebook.

#### **Performance Measure 2 - Pavement and Bridges**

WSDOT's Highway System Plan and RCW 47.05 set the direction for management of infrastructure condition in Washington State, which is to preserve pavements and bridges at lowest life cycle cost. The lowest life cycle strategy for any pavement or bridge is the strategy that maintains acceptable condition at the lowest annualized cost over the life of the asset. WSDOT has demonstrated this by taking a preservation first approach to pavement and bridge management over several decades.

#### **Preservation - State Facilities - Pavements**

Washington State Transportation budget funding levels for preservation needs are well short of the needs for the next ten years.

For the last 15 years, WSDOT has taken an approach to extend the condition of pavements as much as possible, such as doing more low-cost fixes (such as chip seal). This was a short-term strategy and is not sustainable to preserve the entire state highway system. However, Preservation and maintenance are a Washington State priority in both state law and Move Ahead Washington.



Move Ahead Washington provides \$1.5 billion towards Highways Preservation and lays the foundation to meet this statutory priority. The \$1.5 billion is a good down payment on the need, but backlog still exists, and additional future funding is needed. WSDOT is using this down payment to ramp up and deliver projects that address the backlog and priority needs. There is a lot of work ahead of us and we are working on delivery plans.

#### **Preservation - Local - Pavements**

Local agencies manage approximately 31% of the non-Interstate NHS in Washington State. Using the [Target Setting Framework](#), WSDOT worked with MPOs to establish performance measures and communicate its pavement and bridge management practices, as well as what these practices mean in the context of the National Highway System (NHS). WSDOT has also communicated the annual average state facility needs for pavements and bridges within each MPO boundary. Further supporting asset performance and investments on the NHS; WSDOT Local Programs issues a call for projects specifically focused on asset management practices, for pavements on NHS roadways.

#### **Preservation - State Facilities - Bridges**

Washington State Transportation budget funding levels for preservation needs are well short of the needs for the next ten years.

For the last 15 years, WSDOT has taken an approach to extend the condition of bridges as much as possible, such as doing more low-cost fixes (such as regionwide deck patching). This was a short-term strategy and is not sustainable to preserve the entire state highway system. However, Preservation and maintenance are a Washington State priority in both state law and Move Ahead Washington.

Move Ahead Washington provides \$1.5 billion towards Highways Preservation and lays the foundation to meet this statutory priority. The \$1.5 billion is a good down payment on the need, but backlog still exists, and additional future funding is needed. WSDOT is using this down payment to ramp up and deliver projects that address the backlog and priority needs. There is a lot of work ahead of us and we are working on delivery plans.

#### **Preservation - Local - Bridges**

WSDOT Local Programs also funds and administers the Local Bridge Program, which provides federal funding to local agencies to preserve and improve the conditions of city and county bridges that are physically deteriorated or in generally poor condition. Grants from this program may fund bridge replacements or bridge rehabilitation and preservation projects such as scour repair, steel bridge painting, seismic retrofit, and deck repair overlays. Local agency bridges on NHS routes are given preference to meet the MAP-21 target of no more than 10% of bridges by deck area in poor condition.

#### **Summary**

Washington MPOs and WSDOT coordinate the planning and programming of projects that work towards achieving Washington's pavement and bridge condition targets for infrastructure condition under 23 CFR 490. As required under 23 CFR 515, the specific strategies for pavement and bridge preservation are documented in WSDOT's [Transportation Asset Management Plan](#), certified by FHWA in July 2019. Progress toward achieving these targets is made through the Mid Performance Period Progress Report for progress toward the achievement



of 2-year targets, and the Full Performance Period Progress Report for progress toward the achievement of 4-year targets and in the Gray Notebook.

### **Performance Measure 3 - System Performance, Freight, and CMAQ**

In 2022, WSDOT, in collaboration with MPOs developed, adopted, and reported statewide targets to FHWA for the System Performance, Freight, Congestion Mitigation and Air Quality performance areas.

WSDOT and its partners have set performance targets and are tracking progress towards achievement of the Transportation Performance Management Performance Measure 3 targets using the FHWA provided NPMRDS dataset accessed through the Regional Integrated Transportation Information System (RITIS) data tool that produces required performance measures. The state's financial participation makes this tool available for WSDOT and MPOs to use in evaluating regional targets and to assist in other decision-making processes.

In Washington State, many of the projects selected to address mobility are prioritized through the legislative process. Therefore, WSDOT does not have direct control over many of the project funding decisions reflected in the STIP. However, WSDOT, in coordination with the MPOs, is working to develop the Washington State Transportation Plan, the Highway System Plan, the Statewide Public Transportation Plan, and other modal plans that will identify transportation priorities that contribute towards performance targets and can be the basis for future legislative packages.

Also, in Washington State, CMAQ funding is passed through to the MPOs, who select projects for funding; thus, WSDOT does not play a direct role in selecting these projects. The rule applies to all air quality nonattainment and maintenance areas—for ozone, carbon monoxide, coarse particulate matter (less than 2.5 to 10 micrometers in diameter) and fine particulate matter (2.5 micrometers or smaller)—in Washington. Targets must reflect cumulative emissions reductions to be reported in the CMAQ Public Access System.

To guide freight investments and improve freight system performance in Washington, WSDOT recently updated and published the 2022 Washington State Freight System Plan including a freight investment plan in December 2022. Throughout the plan development, WSDOT has engaged freight partners and stakeholders, including MPOs and RTPOs, to identify a list of freight priority projects and determine how those priorities would be funded through National Highway Freight Program (NHFP) for federal fiscal years 2022-2025 per state legislative direction. These NHFP investments are being incorporated into STIP and TIPs and contribute to improving statewide freight performance on National Highway Freight Network. For more information on the Freight Investment Plan, please visit [Freight plans | WSDOT \(wa.gov\)](https://www.wa.gov/transportation/freight-plans).

For more information on the performance measures, please visit *WSDOT's transportation performance management* web site at [Transportation Performance Management reports | WSDOT \(wa.gov\)](https://www.wa.gov/transportation/performance-management-reports).

### **Summary**

Progress toward achieving these targets is made through the Mid Performance Period Progress Report for progress toward the achievement of 2-year targets, and the Full Performance Period Progress Report for progress toward the achievement of 4-year targets and in the Gray

Notebook. Cumulative emissions reductions are reported annually in the CMAQ Public Access System

(See Appendix H for the table of performance measures and targets for the state).

### **Transit Asset Management**

The Federal Transit Administration (FTA) and Washington State Legislature delegated to WSDOT's Public Transportation Division (PTD) the duties for ensuring compliance with Transit Asset Management (TAM) plan required by State RCW 36.57A.191 and FTA 49 CFR 625.

Since the passage of MAP-21, WSDOT PTD, transit agencies and respective MPOs developed a strong and collaborative process in the development and implementation of TAM performance management.

WSDOT PTD, continues working with the transit agencies and MPOs to update their TAM Plan and reevaluate TAM State of Good Repair (SGR) criteria and performance measures for each transit asset class based on SGR goals and performance targets. WSDOT PTD worked with transit agencies to update their plan, due by October 2022 as required.

Transit agencies submitted their 2022 annual inventory report to WSDOT PTD, as required by RCW 35.58.2796. WSDOT PTD use the annual inventory report data to conduct statewide transit asset performance analysis based on SGR criteria and establish investment prioritization list. WSDOT PTD uses this list to prioritize and strategic capital investment through PTD Consolidated Grant Program. The projects selected and programmed in the STIP are the highest priority for working towards and achieving the SGR goal and performance targets.

In 2022, the Washington State Legislature passed the Move Ahead Washington 16-year transportation package that funds transit for \$3 billion. This package created a new capital State Buses and Bus Facilities Grant Program and provided additional funds for existing capital grant programs such as the Green Transportation Capital Grant Program that focuses on transitioning the transit fleet to zero emissions. Despite recent increases in capital funding for transit, the state and federal funding allocations are not sufficient to support transit agencies' capital investment needs to meet the statewide public transportation state of good repair goal. WSDOT PTD continues to leverage a state and federal commitment to develop a dedicated account to support statewide public transportation state of good repair goal.

WSDOT PTD and transit agencies continue to coordinate with and share TAM performance data to the respective MPOs so that transit agencies performance data can be included in MPOs performance targets and measurements.

For more information regarding transit asset management, please visit *WSDOT's Transportation Performance Management* web site [Transportation Performance Management reports | WSDOT \(wa.gov\)](#).

### **Public Transportation Agency Safety Plans, Performance Measures and Targets**

Washington state transit agencies and sub-recipients receiving federal funding under the Urbanized Area Formula Program (49 U.S.C. 5307) are required to develop and implement a Public Transportation Agency Safety Plan (PTASP) and establish safety performance targets

(SPTs) that address safety performance measures (SPMs) identified in FTA's [National Public Transportation Safety Plan](#) (NSP) (49 CFR Part 673). As a result of the COVID-19 pandemic, the FTA extended the enforcement deadline from July 2020 to July 21, 2021. FTA deferred the development and implementation of a PTASP for agencies that only receive funds through FTA's Enhanced Mobility of Seniors and Individuals with Disabilities Formula Program (Section 5310) and/or Rural Area Formula Program (Section 5311).

To reflect the broad and varied nature of public transportation, FTA's NSP relies on SPMs that: (1) can be applied to all modes of public transportation and (2) are based on data currently submitted to the National Transit Database (NTD).

As described in the NSP, transit providers must establish by mode seven SPTs in four categories:

- Fatalities: **Total number** of fatalities reported to NTD and **rate per total vehicle revenue miles (VRM)** by mode.
- Injuries: **Total number** of injuries reported to NTD and **rate per total VRM** by mode.
- Safety Events: **Total number** of safety events reported to NTD and **rate per total VRM**
- System Reliability: **Mean distance** between major mechanical failures by mode.

MPOs are required to set performance targets for each performance measure, per 23 C.F.R. 450.306. Those performance targets must be established 180 days after the transit agency established their performance targets. In accordance with 49 U.S.C. 5303(h)(2)(B) and 5304(d)(2)(B), each transit agency must make its safety performance targets available to States and Metropolitan Planning Organizations to aid in the planning process. To the maximum extent practicable, a transit agency is required to coordinate with States and MPOs in the selection of State and MPO safety performance targets (49 C.F.R. 673.15(b)).

MPOs are also required to reference safety performance targets and agency safety plans in their Transportation Improvement Programs and Metropolitan Transportation Plans.

To review transit agency performance targets within an MPO, please visit their specific web site (*Appendix D: MPO/RTPO/WSDOT Directory*).

The WSDOT State Safety Oversight (SSO) is responsible for overseeing the development and implementation of a rail transit agency's (RTA) PTASP and Safety Management Systems (SMS) plan. RTAs are required to annually review and update their PTASPs. Any substantive changes must be approved by the Accountable Executive and notified to the SSO. In addition, the SSO reviews transit asset management (TAM) plans to ensure that RTAs are focusing on the state of good repair of transit assets and prioritization of planned projects and replacements (49 CFR Part 625).

The SSO is currently developing a risk-based inspection program, as part of the Bipartisan Infrastructure Law. A risk-based inspection program uses qualitative and quantitative data analysis to inform inspection activities and is designed to prioritize safety concerns and hazards associated with the highest levels of risk.

The SSO also provides technical assistance to bus transit agencies in the development and annual review of their PTASPs. However, the SSO does not provide approval to bus transit agency PTASPs, only operators designated as a rail fixed guideway (noted below). The SSO provided technical assistance to the following transit operators:

- Asotin County
- Columbia County
- Everett Transit
- Kitsap Transit
- Link Transit
- Seattle Monorail Services\*
- Seattle Streetcar\*
- Skagit Transit
- Sound Transit Central and Tacoma Link\*
- Valley Transit
- Whatcom Transportation Authority
- Yakima Transit

\* SSO regulated oversight per (49 U.S.C. Section 5329)

The SSO will continue to support transit operators as they review and update their safety plans.

## **VII. Consultation & Selection Process**

IIJA/BIL emphasizes consultation during statewide, metropolitan, and non-metropolitan planning.

There are 12 Metropolitan Planning Organizations (MPOs) in Washington. Each provides a forum for local decision-making on metropolitan transportation issues. Metropolitan planning, including metropolitan transportation improvement programs are coordinated with statewide planning and local land-use and economic development planning. MPOs annually self-certify that they meet all the federal metropolitan transportation planning requirements. Additionally, for the five MPOs that are Transportation Management Areas (TMAs), FHWA and FTA are required to formally review and verify their long-range transportation at least every four years.

The TMAs select projects in consultation with WSDOT.

In non-TMA MPOs and in Regional Transportation Planning Organizations (RTPOs), projects are selected in cooperation with WSDOT.

In addition, it is the practice in Washington State to provide federal funds to rural counties to prioritize and select transportation projects in their respective area in cooperation with WSDOT. The transportation needs of the rural counties are often much different from the needs of metropolitan areas. Rural counties frequently partner with the smaller local jurisdictions to meet the broader needs of the countywide transportation system.

WSDOT sub-allocates Surface Transportation Block Grant (STBG), Carbon Reduction Program (CRP), Congestion Mitigation and Air Quality (CMAQ), and Transportation Alternatives (TA) funds annually to MPOs, RTPOs and county lead agencies who prioritize and select projects in

cooperation with WSDOT and member jurisdictions. This cooperative transportation decision-making process follows the respective public participation plan to provide a forum for member jurisdictions and the public to discuss regional transportation issues to plan and program transportation improvements. For details of the regional transportation planning organizations selection and programming process, please visit their web site (*Appendix D: MPO/RTPO/WSDOT Directory*).

For Bridge, National Highway Performance Program and Highway Safety Improvement Program funds, projects are selected by WSDOT based on asset performance condition (pavement and bridge) and Target Zero (zero deaths and fatal crashes by 2030) priorities in combination with the performance and economic improvement created by the project (by using life cycle cost and/or benefit/cost analysis).

MPOs coordinate with WSDOT and public transportation providers in developing transportation plans, and programs for the metropolitan planning areas consistent with the long-range statewide transportation plan (Washington Transportation Plan (WTP) Phase 2 – Implementation 2017-2040). In addition to the requirement for MPOs to address the federal planning factors, transportation plans need to address the national performance goals. All transportation plans in Washington must also address the six transportation system policy goals in RCW 47.04.280.

IJA/BIL requires a project selection process that "selects" the projects for implementation from the STIP. All projects in the STIP are deemed selected for implementation. WSDOT is responsible for the statewide coordination of the STIP. Once local agency projects are programmed, WSDOT manages the local portion of the federal highway funds based on priorities set by the MPO, RTPO, and county lead selections on a first come, first-serve basis as applicable. WSDOT manages their portion of the federal highway funds based on a biennial program of projects. This assures that all federal funds are utilized in a timely manner. For example, if a local agency project in Year One cannot be built according to schedule because of right-of-way problems, then a second or third year project could move forward.

MPOs are responsible for the management of their Metropolitan Transportation Improvement Programs (MTIPs) (i.e., their regional portion of the STIP). The regional procedures allow any federal project included in the STIP to be advanced or delayed without a STIP amendment contingent upon the financial balance being maintained for each fiscal year. With the uncertainty at the federal level and multiple fiscal controls at the state level, it is imperative that WSDOT have the flexibility to deliver the federal program in the most effective and efficient manner.

### **Tribal Nations**

The cooperative effort extends to Tribal Nations both through the WTP and through the regional process. In addition, WSDOT consults with Tribes on statewide planning through the Washington Indian Transportation Policy Advisory Committee (WITPAC). WITPAC is a forum for government-to-government consultation on policy and statewide issues of concern to Tribes. WSDOT also participates in meetings of the Tribal Transportation Planning Organization (TTPO). TTPO is a forum for tribes to take an active role in statewide transportation planning to discuss and participate in tribal transportation system needs and opportunities.

Tribal Transportation Improvement Programs (TTIPs) projects may be listed in the STIP separately. TTIPs are available separately from the STIP web page at: [Statewide Transportation Improvement Program \(STIP\) | WSDOT \(wa.gov\)](#).

### **Western Federal Lands**

WSDOT further coordinates with Western Federal Lands (WFL) Highway Division as a participant on the Program Decision Committee. The committee also includes the County Road Administration Board (CRAB) and FHWA. The committee is responsible for selecting projects for the Federal Lands Access Program.

The WFL Transportation Improvement Program is an essential component of the Federal Lands Planning Program. It is developed cooperatively between Federal Lands Highway Division offices and the Federal Land Management Agencies (FLMA) and provides a list of transportation improvements for a four-year period among the primary programs administered by the Office of Federal Lands Highway, the Federal Lands Transportation Program, and the Federal Lands Access Program. FLH has responsibility for approval of the TIP.

Projects may be listed separately in the STIP. WFL TIP is available separately from the STIP web page at: [Statewide Transportation Improvement Program \(STIP\) | WSDOT \(wa.gov\)](#).

## **VIII. Community Engagement**

Community engagement is an integral part of the planning process at all levels. WSDOT encourages community engagement throughout the entire STIP process and is continuously looking for additional opportunities and innovative ways to engage the public.

Local agencies are required to develop and adopt six-year transportation programs. All local agencies are required to hold at least one public hearing during the development of the six-year transportation program. Local agencies work through their metropolitan planning or regional transportation planning organizations and county lead agency as appropriate to include projects into their Transportation Improvement Programs (TIPs) and the STIP. Agencies submitting projects to the TIPs for project selection conduct public involvement. In addition, the Governor's Office and the state legislature seek public involvement during all phases of the biennial budget development and approval process.

Tribal nations are required by federal law to develop a Long-Range Transportation Plan and Tribal Transportation Improvement Program (TTIP). The Bureau of Indian Affairs (BIA), FHWA, or the tribal nation must solicit public involvement in the development of the long-range plan. The tribal nation is required to conduct public involvement for the TTIP by publishing a notice in local and/or tribal newspapers when the draft TTIP is complete. In the absence of local public newspapers, the BIA or the tribal nation may post notices under locally acceptable practices.

In metropolitan areas, each MPO develops a federally required Metropolitan Transportation Plan (MTP) and a Metropolitan Transportation Improvement Program (MTIP). Before a project is included in the MTIP, projects are presented publicly, and the community is provided opportunity to participate as per the MPO's public participation process.

RTPOs also develop a regional transportation plan (RTP) and a six-year transportation improvement program (RTIP). Based upon agreed procedures, county lead agencies, rural cities, tribes, transit providers and the state can submit federally funded and regionally significant projects directly to WSDOT for inclusion in the STIP or to the RTPOs. Before a project is



included in a RTIP, projects are presented publicly, and the community is provided opportunity to participate as per the RTPO's public participation process.

The public involvement process for the STIP is as follows:

- Each local agency holds a public hearing on their six-year transportation program.
- Each MPO/RTPO holds a public meeting and/or public forum in August or September of each year. This provides the public with an opportunity to review and comment on the transportation improvement program within the region. The meetings are coordinated with all the member jurisdictions within the region. For additional information, contact your respective planning organization.
- The Governor's Office and the state legislature seek public involvement during all phases of the biennial and supplemental budget development and approval process.
- WFL seeks public involvement during the development of the WFL TIP.
- Tribal Nations, seeks public involvement when the draft TTIP is complete.
- A "draft" STIP is available for public review and comment on WSDOT's website in November. As comments are provided during the 30-day STIP public review and comment period, WSDOT works with the MPOs, RTPOs, county lead agencies and rural cities to support and clarify any concerns and ensure the public participation processes at the local, regional, and state level are followed and issues addressed. Requests for materials in alternative formats are considered as received and are provided where reasonable and appropriate, consistent with WSDOT's Title VI and limited English proficiency plans. Written comments will be accepted at any time during the comment period and may be submitted in person, by fax, by mail or by e-mail. WSDOT provides a log of comments received and the actions taken as part of the STIP submittal to FHWA and FTA in December.
- After approval by FHWA and FTA, a searchable database of the STIP is created and posted on WSDOT's website. In addition, a copy of the approved STIP is available at the state library.

See also WSDOT's Community Engagement Plan at [Community Engagement Plan | WSDOT \(wa.gov\)](#) and Chapter 12 of the Local Agency Guidelines (LAG) at [Local Agency Guidelines \(LAG\) manual | WSDOT \(wa.gov\)](#).

## **IX. STIP Amendments & Administrative Modifications**

The STIP is a dynamic document in Washington due to the various budget cycles for the corresponding lead agencies and the selection cycles of the various state and regional transportation agencies. After FHWA and FTA initially approve the STIP in January, there is often a need to make changes to the STIP to ensure project delivery of the federal program.

When a change to the STIP is necessary, the MPO and WSDOT determine if the change is classified as either an amendment or administrative modification (23 CFR 450.104). WSDOT establishes a STIP amendment schedule annually that identifies the monthly deadline for submitting changes to the STIP. This schedule allows the various entities to work through their internal processes and approvals required for amending the STIP. The amendment schedule is available on the web site at [Statewide Transportation Improvement Program \(STIP\) | WSDOT \(wa.gov\)](#).

An amendment is a major revision to a project included in the STIP, such as adding or deleting a project to the STIP, major change in project scope, any change requiring a new regional air quality conformity finding etc.

An administrative modification is a minor revision to a project included in the STIP, such as minor changes to project/project phase initiation dates, minor change in project scope, lead agency change, etc., which do not require federal approval. Therefore, administrative modifications are posted to the web site after processing by WSDOT and provided to FHWA and FTA as informational twice a year.

Approval of a STIP amendment at the state and federal level is dependent upon public involvement and continued financial constraint of the STIP. After review and concurrence by WSDOT, the amendment is submitted to FHWA and FTA for approval and is available for public review and comment on WSDOT's website concurrently for 10 calendar days. WSDOT notifies MPOs, RTPOs and others on the status of STIP amendments and are available on the web site after approval at [Statewide Transportation Improvement Program \(STIP\) | WSDOT \(wa.gov\)](#). For more information, see *Appendix C: STIP Administration*.



## STATEWIDE TRANSPORTATION PLANNING PROCESS SELF-CERTIFICATION

In accordance with 23 CFR 450.220, the Washington State Department of Transportation (WSDOT) hereby certifies that the transportation planning process is addressing the major issues facing the State and its non-urbanized area, and is being conducted in accordance with all applicable requirements of:

1. 23 U.S.C. 134 and 135, 49 U.S.C. 5303 and 5304, and this part.
2. Title VI of the Civil Rights Act of 1964, as amended (42 U.S.C. 2000d-1) and 49 CFR part 21.
3. 49 U.S.C. 5332, prohibiting discrimination based on race, color, creed, national origin, sex, or age in employment or business opportunity.
4. Section 1101(b) of the Fixing America's Surface Transportation Act (Pub. L. 114-357) and 49 CFR part 26 regarding the involvement of disadvantaged business enterprises in USDOT funded projects.
5. 23 CFR part 230, regarding implementation of an equal employment opportunity program on Federal and Federal-aid highway construction contracts.
6. The provisions of the Americans with Disabilities Act of 1990 (42 U.S.C. 12101 et seq.) and 49 CFR parts 27, 37, and 38.
7. In States containing nonattainment and maintenance areas, sections 174 and 176 (c) and (d) of the Clean Air Act, as amended (42 U.S.C. 7504, 7506 (c) and (d)) and 40 CFR part 93.
8. The Older Americans Act, as amended (42 U.S.C. 6101), prohibiting discrimination based on age in programs or activities receiving Federal financial assistance.
9. 23 U.S.C 324, regarding the prohibition of discrimination based on gender.
10. Section 504 of the Rehabilitation Act of 1973 (29 U.S.C. 794) and 49 CFR part 27 regarding discrimination against individuals with disabilities.

---

*Signature*

**Jay Drye**

---

*Printed Name*

WSDOT Local Programs Director

---

*Title*

---

*Date*

**WSDOT 2024-2027 STIP Feasibility Analysis  
FFY 2024 Program Apportionments  
(Dollars in Millions)**

(All Programs Net of 2% State SPR)	Carryover/ AC <sup>1</sup>	Estimated CY 2024	Est. Avail. CY 2024	STIP CY 2024	EST CY 2025	STIP CY 2025	EST CY 2026	STIP CY 2026	EST CY 2027	STIP CY 2027	EST TOTAL	STIP 4 CY'S	DIFF 4 YEARS
Bridge***	274.0	161.0	435.0	108.0	161.0	128.0	161.0	41.0	161.0	5.0	918.0	282.0	636.0
Carbon Reduction Program	17.0	22.0	39.0	1.0	22.0	2.0	22.0	4.0	22.0	2.0	105.0	9.0	96.0
Congestion Mitigation and Air Quality*	31.0	42.0	73.0	39.0	42.0	36.0	42.0	26.0	42.0	4.0	199.0	105.0	94.0
Ferry Boat Program	47.0		47.0	3.0		0.7					47.0	3.7	43.3
National Highway Performance*	46.0	507.0	553.0	314.0	507.0	166.0	507.0	252.0	507.0	205.0	2,074.0	937.0	1,137.0
National Highway Freight Program	0.2	24.0	24.2	14.0	24.0	5.0	24.0	5.0	24.0		96.2	24.0	72.2
PROTECT**	24.0	25.0	49.0	11.0	24.0		24.0		24.0		121.0	11.0	110.0
Surface Transportation Block Grant (STBG) Prog	50.0	247.0	297.0	175.0	247.0	140.0	247.0	121.0	247.0	41.0	1,038.0	477.0	561.0
Safety - HSIP/Rail-Hwy Crossing	60.0	56.0	116.0	124.0	56.0	37.0	56.0	23.0	56.0		284.0	184.0	100.0
Safe Routes to Schools	0.4		0.4								0.4	0.0	0.4
Transportation Alternative Set-Aside (TA)*	7.4	20.0	27.4	22.0	19.2	16.0	19.2	3.0	20.0	3.0	85.8	44.0	41.8
Highway Infrastructure Program	3.0		3.0	3.0							3.0	3.0	0.0
National Electric Vehicle Infrastructure	25.0	15.0	40.0		10.5		10.5		10.5		71.5	0.0	71.5
DEMO	85.0		85.0	31.0		14.0		13.0			85.0	58.0	27.0
Section 5307	270.0	219.0	489.0	440.0	219.0	35.0	219.0	37.0	219.0	16.0	1,146.0	528.0	618.0
5307(h) - Passenger Ferry Grant Program	19.3		19.3	19.3							19.3	19.3	0.0
Section 5309											0.0	0.0	0.0
New Start	19.0	210.0	229.0	220.0	210.0		210.0		210.0		859.0	220.0	639.0
Section 5310	8.5	11.0	19.5	19.0	11.0	1.0	11.0	1.0	11.0	0.6	52.5	21.6	30.9
Section 5311		19.0	19.0	19.0	19.0		19.0		19.0		76.0	19.0	57.0
Section 5337	178.0	108.0	286.0	280.0	108.0	2.0	108.0	0.2	108.0	0.2	610.0	282.4	327.6
Section 5339 Bus/Bus Facilities (Formula)	33.0	19.0	52.0	48.0	19.0	2.0	19.0	2.0	19.0	0.7	109.0	52.7	56.3
5339(b) Bus/Bus Facilities (Competitive)	34.0		34.0	34.0							34.0	34.0	0.0
5339(c) Low/No-Emmission Vehicle Deploymen	56.0		56.0	52.0		3.0					56.0	55.0	1.0
FTA Discretionary	27.0		27.0	24.0		2.0		1.0			27.0	27.0	0.0
Bureau of Indian Affairs (BIA)											0.0	0.0	0.0
Comm. Develop. Block Grants (CDBG)											0.0	0.0	0.0
Tribal Transportation Program (TTP)			0.000				1.2	1.2			1.200	1.200	0.0
INFRA Grants	106.0		106.0	17.0		64.0					106.0	81.0	25.0
RAISE Grants	178.0		178.0	131.0		11.0		26.0		0.6	178.0	168.6	9.4
Western Federal Lands (WFL)	6.0		6.0	6.0	7.0	7.0	6.0	6.0			19.0	19.0	0.0
Discretionary	75.9		75.9	23.0		18.0		0.5		34.4	75.9	75.9	0.0
<b>Federal Total</b>	<b>1,680.7</b>	<b>1,705.0</b>	<b>3,385.7</b>	<b>2,177.3</b>	<b>1,705.7</b>	<b>689.7</b>	<b>1,705.9</b>	<b>562.9</b>	<b>1,699.5</b>	<b>312.5</b>	<b>8,496.8</b>	<b>3,742.4</b>	<b>4,754.4</b>
<b>Local/State Funds</b>			<b>7,262.0</b>	<b>5,514.0</b>	<b>7,388.0</b>	<b>1,835.0</b>	<b>7,514.0</b>	<b>1,422.0</b>	<b>7,580.0</b>	<b>384.0</b>	<b>29,744.0</b>	<b>9,155.0</b>	
<b>TIFIA</b>				<b>81.0</b>								<b>81.0</b>	
<b>Grand Totals - All Programs</b>	<b>1,680.7</b>	<b>1,705.0</b>	<b>10,647.7</b>	<b>7,772.3</b>	<b>9,093.7</b>	<b>2,524.7</b>	<b>9,219.9</b>	<b>1,984.9</b>	<b>9,279.5</b>	<b>696.5</b>	<b>38,240.8</b>	<b>12,978.4</b>	<b>25,262.4</b>

\* Projects utilize transfers between Title 23 programs.

\*\*Promoting Resilient Operations for Transformative, Efficient, and Cost-Saving Transportation

\*\*\*BRIDGE funding includes Formula Bridge Program Apportionment from Highway Infrastructure Program and STBG Off-System Apportionment

NOTE 1: Estimate may include advance construction (AC) financing

The following is provided as additional clarification on: 1) what to include in the total project cost estimate; 2) complete funding of a programmed project or phase of a project in the STIP; and 3) documenting full funding for a project.

### **TOTAL PROJECT COST:**

The total project cost is the estimated complete cost, of all phases of the project that has independent utility, as defined by NEPA document. All dollars associated with the project (federal, state, local, etc.) need to be programmed in the STIP. Total project cost estimates should be updated in the STIP at key intervals throughout the project's life. At a minimum, at least annually when updating the STIP.

### **COMPLETE FUNDING OF A PROJECT OR PHASE OF A PROJECT:**

The STIP is designed to document the total amount of funds (federal, state, local, etc.) programmed for each project or phase of a project listed in the STIP. For projects that are regionally significant, it does not matter if there are federal funds or not – all funds must be programmed in the STIP. For non-regionally significant projects that are using Federal funds, the STIP documents all funds to be programmed for that project or project phase.

If a project only has partial funding reasonably available for a given phase, the phase would not be programmed in the STIP, until the funds necessary to complete the phase are considered reasonably available.

For example: If a federal grant for construction is awarded for a project, but the agency does not have the local funds to match the award, or there are no funds to complete the phases needed prior to construction (preliminary engineering (PE) and/or right of way (RW)), the construction phase cannot be included in the STIP.

### **FULL FUNDING:**

The discussion above regarding the amount of funds programmed for a project or phase is not the same as documenting full funding for a project. Full funding is associated with reasonable assurance that the funds will be available for programming in the STIP in the timeframe anticipated – as documented in the MTP, 10-year budget document, six-year transportation program, etc. - and as programmed in the STIP. Also, full funding assures that projects programmed in the STIP are intended to be constructed and removes the requirement of further documentation such as prior or future obligation amounts.

Instances of full funding are as follows:

1. Projects that show complete funding of all phases (preliminary engineering (PE), right of way (RW), construction (CN)) in the STIP are considered fully funded.
2. Projects that contain the complete funding of the final phase of construction (CN) are considered fully funded.
3. Projects with future phases not included in the four year STIP are considered fully funded based upon:
  - a. The Metropolitan TIPs and Transportation Plans for projects inside an MPO. As identified in the STIP, the project may be found by reviewing the appropriate MTIP and financial plan that is available on the MPO website listed in Appendix D. The MPO will be listed as the agency in the top left corner of the STIP project page. For projects

- whose completion date is outside the MTIP window, the projects are found to be consistent with the MTP.
- b. The 10 year programming budget document for WSDOT projects outside of MPOs that is fiscally constrained to investment levels tied to the Transportation Revenue Forecast. The project may be found by reviewing the appropriate WSDOT programming budget document and financial information through:
    - i. <http://www.wsdot.wa.gov/projects/search/> for current delivery information (current legislative budget and current approved cost), by entering the project PIN; or
    - ii. the legislative project list at <http://www.transinfo.state.wa.us/CurrentProjectLists/CurrProjLists.aspx>; or
    - iii. <http://leap.leg.wa.gov/leap/Budget/Detail/2012/ctLEAPDoc2012-1-0308.pdf>. The WSDOT region will be listed as the agency in the top left corner of the STIP project page. Each WSDOT project is given an individual PIN that is referenced in these documents.
  - c. The annual update of the respective city or county fiscally constrained, six year transportation program, for projects outside of MPOs. The project may be found on the respective agency's web site or by contacting the local agency directly. The specific local agency will be identified as the agency in the top left corner of the STIP project page. Each project is given an individual project identifier (STIP ID) and/or project title that can be used to cross-reference. For projects outside the STIP window, the projects are found to be consistent with the agency's capital program.
4. Discretionary Projects (Administration discretionary selections, congressional and legislative earmarks) not in the STIP prior to funding may be added by amendment to Metropolitan TIPs and the STIP as appropriate.

All projects utilizing federal funds are required to be delivered as outlined in Title 23 of the United States Code (USC).

**ADDITIONAL EXAMPLES:**

Example 1: Does the STIP need to document the total amount of funds programmed for the phase?

PE phase = \$5M (Fed + Local match)

Answer: Yes – the STIP is designed to document the total amount of funds (Federal and/or Local) programmed for each project/phase of a project listed in the STIP.

STIP (2013) – PE = \$1M (Fed) + \$4M (local) = \$5M programmed in the STIP

Example 2: In cases where a project phase is going to be programmed over several STIP years, the STIP would reflect how the funds are programmed.

STIP (2013) = \$1M (Fed + Local match)

STIP (2014) = \$2M (local)

STIP (2015) = \$1M (local)

STIP (2016) = \$1M (local)

Total Programmed in the STIP = \$5M

Example 3: For a case where a project phase is going to be programmed over several years and starts in the last year of the STIP.

STIP (2016) = \$1M (Fed + Local match)

The rest of the phase is assumed to be fully funded based on the fiscal constraint demonstration from the MTP.

Total Programmed in the STIP = \$1M

However, if the project were to move forward to 2013 so it could be authorized, the rest of the funding associated with the project would also need to move forward into the STIP and would reflect something like Example 1 or 2 above.



## STIP Administration

<u>Amendment</u> <sup>1</sup>	<u>Administrative Modifications</u> <sup>2</sup>	<u>Updates Not Requiring STIP Change</u>
See Section VII STIP Management - STIP Amendments & Administrative Modifications of the STIP document for definition.	See Section VII STIP Management - STIP Amendments & Administrative Modifications of the STIP document for definition. The following do not require the STIP to be modified prior to federal authorization of the project. However, the STIP must be updated to align with MPO requirements and reflect the changes as soon as possible.	The following do not require the STIP to be changed, as they will be reflected in the annual obligation report or subsequent STIP as applicable.
Adding a New Project	Revisions to lead agency	Moving a project within the four years of the TIP or STIP.
Deleting a Project	Adding a prior phase of a project not previously authorized	Changes in a projects federal fund source(s) (any change from IM to NHS or STP etc., is an update only as this is a funds management action)
Changes to a project's total programmed amount* greater than 30% (or any amount greater than \$3 million). This includes adding or subtracting funds from currently programmed phases. * Total programmed amount = A project's current 4-year STIP total of programmed funds	Changes to a project's total programmed amount* less than 30% (or any amount less than \$3 million). This includes adding or subtracting funds from currently programmed phases. <u>Note:</u> In order to reprogram funds decreased from a project or phase (i.e. adjust to award), the STIP will need to be updated prior to or at the same time funds are being reprogrammed. * Total programmed amount = A project's current 4-year STIP total of programmed funds	Any and/or all federal funds currently programmed in the STIP for a particular project without consideration of the phase split. For example: Programmed amounts are: PE – 1,000,000 CN – 4,000,000 Authorization for PE of 1,750,000 is allowed without a change to the STIP since the funds are programmed. <b>OR</b> Authorization for CN of 5,000,000 if the funds were not utilized for PE.
Major Scope Changes		
Changes to a project that affects Air Quality Conformity	Minor changes or errors in project information such as: environmental type, right of way required, improvement type, project limits, functional classification, typographical errors, transposed numbers, etc.	All adjustments in a project's funding authorization for award of a contract.
Adding a future phase of a project		
Adding Federal dollars to a project currently in the TIP/STIP that does not have federal funds ( <i>federalizing a project</i> ).		

<sup>1</sup> Amendments will continue monthly January through October

<sup>2</sup> Administrative modifications will be updated monthly and available via the on-line STIP. FHWA/FTA will be provided listing twice a year with the January and October amendment submittals. Additionally, financial feasibility will be shown in the original STIP and updated twice a year in the January and October amendment submittals to FHWA/FTA.

# CONTACT DIRECTORY

METROPOLITAN PLANNING ORGANIZATIONS (MPOs)

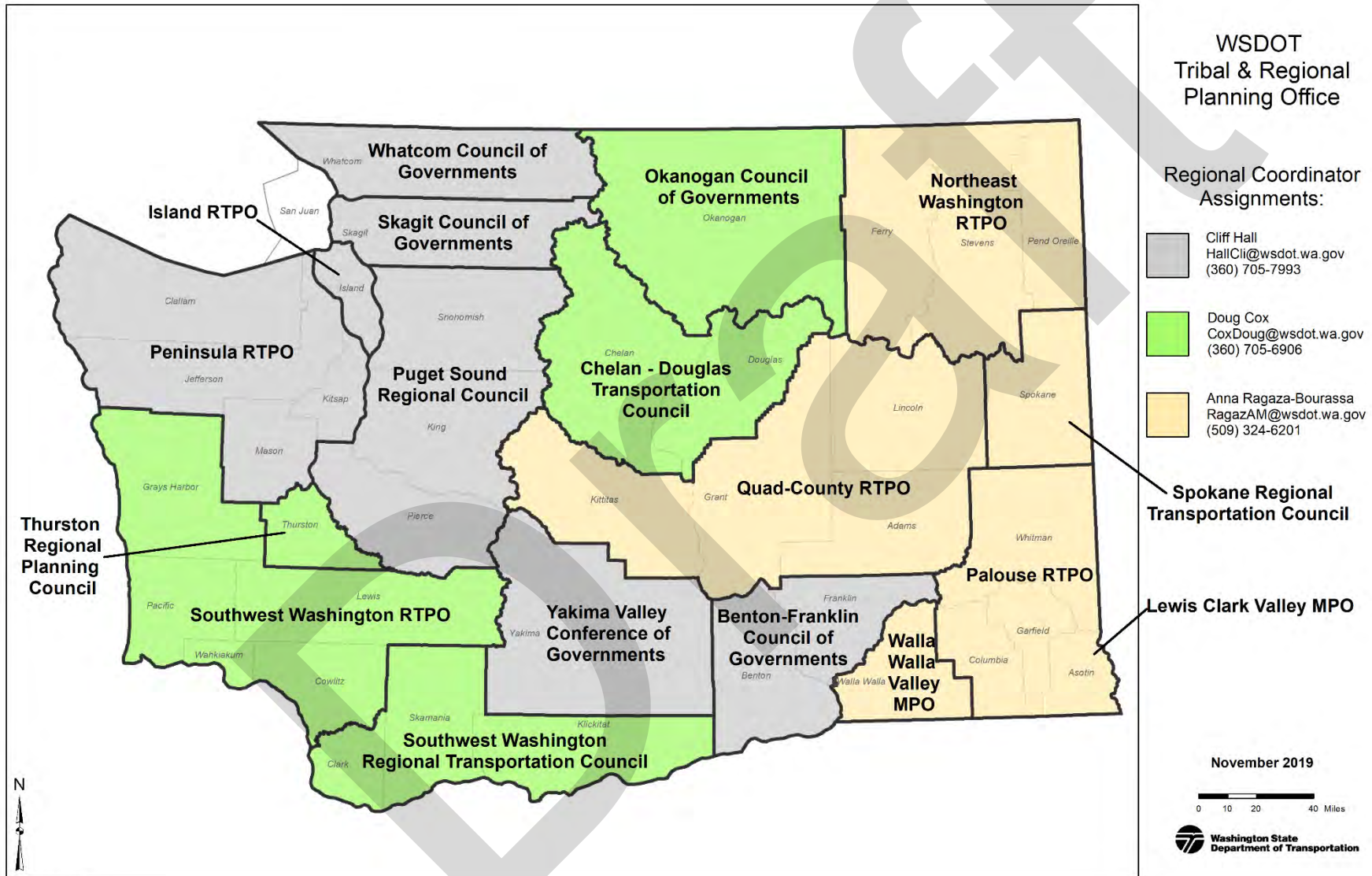
REGIONAL TRANSPORTATION PLANNING ORGANIZATIONS (RTPOs)

WASHINGTON STATE DEPARTMENT OF TRANSPORTATION (WSDOT)

## Contents

WSDOT Tribal and Regional Planning Office: Regional Coordinator Assignments.....	2
Benton-Franklin Council of Governments (BFCOG) TMA, MPO, and Benton-Franklin RTPO.....	3
Chelan-Douglas Transportation Council (CDTC) MPO and RTPO.....	5
Cowlitz-Wahkiakum Council of Governments (CWCOG)-MPO and Southwest Washington RTPO (SWRTPO)-RTPO.....	6
Island Regional Transportation Planning Organization (IRTPO).....	8
Lewis-Clark Valley MPO.....	9
Northeast Washington NEW-RTPO.....	10
Okanogan Council of Governments OCOG-RTPO.....	11
Palouse RTPO.....	12
Peninsula RTPO.....	14
Puget Sound Regional Council (PSRC) TMA, MPO, and RTPO.....	16
Quad-County RTPO Kittitas County Department of Public Works.....	18
Skagit Council of Governments (SCOG) MPO and RTPO.....	20
Southwest Washington Regional Transportation Council (RTC) TMA, MPO, and RTPO.....	21
Spokane Regional Transportation Council (SRTC) TMA, MPO, and RTPO.....	23
Thurston Regional Planning Council (TRPC) MPO and RTPO.....	25
Walla Walla Valley MPO and Walla Walla Sub-RTPO.....	27
Whatcom Council of Governments (WCOG) MPO and RTPO.....	29
Yakima Valley Conference of Governments (YVCOG) MPO and RTPO.....	31

## WSDOT Tribal and Regional Planning Office: Regional Coordinator Assignments





## Benton-Franklin Council of Governments (BFCOG) TMA, MPO, and Benton-Franklin RTPO

### Counties Served

Benton, Franklin

### MPO/RTPO Contact Information

**Address:** 587 Stevens Drive | Richland, WA 99352

**Phone:** 509-943-9185

**Fax:** 509-943-6756

**Website:** [www.bfcog.us/](http://www.bfcog.us/)

### MPO/RTPO Staff Directory

**Michelle Holt**, Executive Director, 509-492-4410, [mholt@bfcog.us](mailto:mholt@bfcog.us)

**Erin Braich**, Transportation Planning Manager, 509-492-5199, [ebraich@bfcog.us](mailto:ebraich@bfcog.us)

**Tanner Martin**, Transportation Planner, 509-492-5327, [tmartin@bfcog.us](mailto:tmartin@bfcog.us)

**Vacant**, Transportation Planner, 509-492-5328,

**Geoff Wagner**, Transportation Planner, 509-492-5201, [gwagner@bfcog.us](mailto:gwagner@bfcog.us)

### Local WSDOT Office Contact Information

**Address:** WSDOT South Central Region | 2809 Rudkin Road | Union Gap, WA 98903-1648

**Phone:** 509-577-1600

**Fax:** 509-577-1603

**Website:** [www.wsdot.wa.gov/regions/SouthCentral/](http://www.wsdot.wa.gov/regions/SouthCentral/)

### WSDOT Staff Directory

#### WSDOT SOUTH CENTRAL REGION

**Todd Trepanier**, Regional Administrator, 509-577-1620, [todd.trepanier@wsdot.wa.gov](mailto:todd.trepanier@wsdot.wa.gov)

**Troy Suing**, Assistant Regional Administrator-Program Management, 509-577-1626, [troy.suing@wsdot.wa.gov](mailto:troy.suing@wsdot.wa.gov)

**Paul Gonseth**, Planning Engineer, 509-577-1630, [paul.gonseth@wsdot.wa.gov](mailto:paul.gonseth@wsdot.wa.gov)

**Robert Fleming**, Program Management Engineer, 509-577-1629, [robert.fleming@wsdot.wa.gov](mailto:robert.fleming@wsdot.wa.gov)

**Randy Giles**, Local Programs Engineer, 509-577-1780, [randy.giles@wsdot.wa.gov](mailto:randy.giles@wsdot.wa.gov)

*WSDOT HEADQUARTERS LIAISONS*

**Cliff Hall**, Tribal and Regional Planning Liaison, 360-705-7993, [cliff.hall@wsdot.wa.gov](mailto:cliff.hall@wsdot.wa.gov)

**Olivia Meza**, Public Transportation Community Liaison, 509-303-0016, [olivia.meza@wsdot.wa.gov](mailto:olivia.meza@wsdot.wa.gov)

[RETURN TO TABLE OF CONTENTS](#)

Draft

## Chelan-Douglas Transportation Council (CDTC) MPO and RTPO

### Counties Served

Chelan, Douglas

### MPO/RTPO Contact Information

**Address:** 37 S. Wenatchee Avenue, Suite C, Wenatchee, WA 98801

**Phone:** 509-663-9059

**Fax:** 509-663-2022

**Website:** [www.chelan-douglas.org](http://www.chelan-douglas.org)

### MPO/RTPO Staff Directory

**Jeff Wilkens**, Executive Director, 509-663-9059 ext. 228, [jeff@chelan-douglas.org](mailto:jeff@chelan-douglas.org)

**Chad Daggett**, Executive Assistant and Clerk of the Board, 509-663-9059 ext. 230, [chad@chelan-douglas.org](mailto:chad@chelan-douglas.org)

**Riley Shewak**, Transportation Planner, [riley@chelan-douglas.org](mailto:riley@chelan-douglas.org)

### Local WSDOT Office Contact Information

**Address:** WSDOT North Central Region | 2830 Euclid Avenue, Building A | Wenatchee, WA 98801-1156

**Phone:** 509-667-3000

**Fax:** 509-667-2940

**Website:** [www.wsdot.wa.gov/regions/NorthCentral/](http://www.wsdot.wa.gov/regions/NorthCentral/)

### WSDOT Staff Directory

#### WSDOT NORTH CENTRAL REGION

**Dave Bierschbach**, Regional Administrator, 509-667-3030, [dave.bierschbach@wsdot.wa.gov](mailto:dave.bierschbach@wsdot.wa.gov)

**Brian Pearson**, Local Programs Engineer, 509-667-3090, [brian.pearson@wsdot.wa.gov](mailto:brian.pearson@wsdot.wa.gov)

**Kathy Murray**, Acting Planning Manager, 360-705-7951, [kathy.murray@wsdot.wa.gov](mailto:kathy.murray@wsdot.wa.gov)

#### WSDOT HEADQUARTERS LIAISONS

**Gabe Philips**, Tribal and Regional Integrated Planning Manager, 360-705-7954, [gabriel.philips@wsdot.wa.gov](mailto:gabriel.philips@wsdot.wa.gov)

**Kate Tollefson**, Public Transportation Community Liaison, 509-664-0865, Mobile: 509-724-8688, [kate.tollefson@wsdot.wa.gov](mailto:kate.tollefson@wsdot.wa.gov)

[RETURN TO TABLE OF CONTENTS](#)

## Cowlitz-Wahkiakum Council of Governments (CWCOG)-MPO and Southwest Washington RTPO (SWRTPO)-RTPO

### Counties Served

Cowlitz, Grays Harbor, Lewis, Pacific, Rainier (Oregon), Wahkiakum

### MPO/RTPO Contact Information

**Address:** 207 4th Avenue N | Administration Annex | Kelso, WA 98626-4195

**Phone:** 360-577-3041

**Fax:** 855-710-6381

**Website:** [www.cwcog.org](http://www.cwcog.org)

### MPO/RTPO Staff Directory

**Bill Fashing**, Executive Director, [bfashing@cwccog.org](mailto:bfashing@cwccog.org)

**Anisa Kisamore**, Office Administrator, [akisamore@cwccog.org](mailto:akisamore@cwccog.org)

**Robert Stevens**, Transportation Planner, [rstevens@cwccog.org](mailto:rstevens@cwccog.org)

### Local WSDOT Office Contact Information

**Address:** WSDOT Southwest Region | 11018 NE 51st Circle | P.O. Box 1709 | Vancouver, WA 98682

**Phone:** 360-905-2000

**Fax:** 360-905-2222

**Website:** [www.wsdot.wa.gov/regions/Southwest/](http://www.wsdot.wa.gov/regions/Southwest/)

### WSDOT Staff Directory

#### WSDOT SOUTHWEST REGION

**Carley Francis**, Regional Administrator, 360-905-2001, [carley.francis@wsdot.wa.gov](mailto:carley.francis@wsdot.wa.gov)

**Laurie Lebowsky**, Planning Manager, 360-905-2082, [laurie.lebowsky@wsdot.wa.gov](mailto:laurie.lebowsky@wsdot.wa.gov)

**Logan Cullums**, Transportation Planner, 360-905-2187, [logan.cullums@wsdot.wa.gov](mailto:logan.cullums@wsdot.wa.gov)

**Brian McMullen**, Program Manager, 360-905-2030, [brian.mcmullen@wsdot.wa.gov](mailto:brian.mcmullen@wsdot.wa.gov)

**Michael Williams**, Local Programs Engineer, 360-905-2182, [micheal.williams@wsdot.wa.gov](mailto:micheal.williams@wsdot.wa.gov)

#### WSDOT HEADQUARTERS LIAISONS

**Gabe Philips**, Tribal and Regional Integrated Planning Manager, 360-705-7954, [gabriel.philips@wsdot.wa.gov](mailto:gabriel.philips@wsdot.wa.gov)

**Bill Baumann**, Public Transportation Community Liaison, 360-701-6788, [bill.baumann@wsdot.wa.gov](mailto:bill.baumann@wsdot.wa.gov)

Contact Directory: Metropolitan Planning Organizations (MPOs), Regional Transportation Planning Organizations (RTPOs), Washington State Department of Transportation (WSDOT)

**WSDOT OLYMPIC REGION**

**Steve Roark**, Regional Administrator, 360-357-2658, [steve.roark@wsdot.wa.gov](mailto:steve.roark@wsdot.wa.gov)

**Joseph Perez**, Planning & Program Manager, 360-357-2607, [joseph.perez@wsdot.wa.gov](mailto:joseph.perez@wsdot.wa.gov)

**George Mazur**, Multimodal Planning Manager, 360-357-2651, [george.mazur@wsdot.wa.gov](mailto:george.mazur@wsdot.wa.gov)

**Bryan Dias**, Local Programs Engineer, 360-357-2631, [bryan.dias@wsdot.wa.gov](mailto:bryan.dias@wsdot.wa.gov)

**ODOT Staff Directory**

**Kenneth Shonkwiler**, Area 1 Northwest Planner, Oregon Department of Transportation, Region 2, 503-325-5281, [Kenneth.d.Shonkwiler@odot.state.or.us](mailto:Kenneth.d.Shonkwiler@odot.state.or.us)

[RETURN TO TABLE OF CONTENTS](#)

## Island Regional Transportation Planning Organization (IRTPO)

### County Served

Island

### RTPO Contact Information

**Physical Address:** P.O. Box 5000 | Coupeville, WA 98239

**Website:** [www.islandcountywa.gov/PublicWorks/Roads/Planning/Pages/Regional.aspx](http://www.islandcountywa.gov/PublicWorks/Roads/Planning/Pages/Regional.aspx)

### RTPO Staff Directory

**Connie Bowers**, Public Works Director, 360-679-7346, [connieb@islandcountywa.gov](mailto:connieb@islandcountywa.gov)

**Ed Sewester**, Assistant Public Works Director, 360-679-7334, [ed.sewester@islandcountywa.gov](mailto:ed.sewester@islandcountywa.gov)

**Benjamin Jones**, Transportation Planner, 360-240-5546, [benjamin.jones@islandcountywa.gov](mailto:benjamin.jones@islandcountywa.gov)

**Nikki Davis**, Traffic Engineer, 360-678-7953, [n.davis@islandcountywa.gov](mailto:n.davis@islandcountywa.gov)

### Local WSDOT Office Contact Information

**Address:** WSDOT Northwest Region, Mt. Baker Office | 1019 Andis Road | Burlington, WA 98233

**Phone:** 360-757-5999

**Fax:** 360-757-5975

**Website:** [www.wsdot.wa.gov/northwest/](http://www.wsdot.wa.gov/northwest/)

### WSDOT Staff Directory

#### WSDOT NORTHWEST REGION

**Brian Nielsen**, Regional Administrator, 206-440-4692, [@wsdot.wa.gov](mailto:@wsdot.wa.gov)

**Chris Damitio**, Assistant Regional Administrator, 360-757-5991, [chris.damitio@wsdot.wa.gov](mailto:chris.damitio@wsdot.wa.gov)

**Todd Carlson**, Planning & Engineering Services Manager, 360-757-5980, [todd.carlson@wsdot.wa.gov](mailto:todd.carlson@wsdot.wa.gov)

**John Shambaugh**, Planning Manager, 360-757-5981, [john.shambaugh@wsdot.wa.gov](mailto:john.shambaugh@wsdot.wa.gov)

**Mehrdad Moini**, Local Programs Engineer, 206-440-4734, [mehrdad.moini@wsdot.wa.gov](mailto:mehrdad.moini@wsdot.wa.gov)

#### WSDOT HEADQUARTERS LIAISONS

**Cliff Hall**, Tribal and Regional Planning Liaison, 360-705-7993, [cliff.hall@wsdot.wa.gov](mailto:cliff.hall@wsdot.wa.gov)

**Marianna Hanefeld**, Public Transportation Community Liaison, 425-777-0557, [marianna.hanefeld@wsdot.wa.gov](mailto:marianna.hanefeld@wsdot.wa.gov)

[RETURN TO TABLE OF CONTENTS](#)

## Lewis-Clark Valley MPO

### Counties Served

Asotin, Nez Perce (Idaho)

### MPO Contact Information

**Address:** P.O. Box 160 | Asotin, WA 99402

**Phone:** 509-243-2074

**Website:** [www.lewisclarkmpo.org/](http://www.lewisclarkmpo.org/)

### MPO Staff Directory

**Shannon Grow**, MPO Director, 208-298-1345, [director@lewisclarkmpo.org](mailto:director@lewisclarkmpo.org)

### Local WSDOT Office Contact Information

**Address:** WSDOT South Central Region | 2809 Rudkin Road | Union Gap, WA 98903-1648

**Phone:** 509-577-1600

**Fax:** 509-577-1603

**Website:** [www.wsdot.wa.gov/regions/SouthCentral/](http://www.wsdot.wa.gov/regions/SouthCentral/)

### WSDOT Staff Directory

#### WSDOT SOUTH CENTRAL REGION

**Todd Trepanier**, Regional Administrator, 509-577-1620, [todd.trepanier@wsdot.wa.gov](mailto:todd.trepanier@wsdot.wa.gov)

**Troy Suing**, Assistant Regional Administrator-Program Management, 509-577-1626, [troy.suing@wsdot.wa.gov](mailto:troy.suing@wsdot.wa.gov)

**Paul Gonseth**, Planning Engineer, 509-577-1630, [paul.gonseth@wsdot.wa.gov](mailto:paul.gonseth@wsdot.wa.gov)

**Robert Fleming**, Program Management Engineer, 509-577-1629, [robert.fleming@wsdot.wa.gov](mailto:robert.fleming@wsdot.wa.gov)

**Randy Giles**, Local Programs Engineer, 509-577-1780, [randy.giles@wsdot.wa.gov](mailto:randy.giles@wsdot.wa.gov)

#### WSDOT HEADQUARTERS LIAISONS

**Anna Ragaza-Bourassa**, Tribal and Regional Planning Liaison, 509-324-6201, [anna.ragaza-bourassa@wsdot.wa.gov](mailto:anna.ragaza-bourassa@wsdot.wa.gov)

**Nina Stocker**, Public Transportation Community Liaison, 360-878-4695, [nina.stocker@wsdot.wa.gov](mailto:nina.stocker@wsdot.wa.gov)

### IDOT Staff Directory

**Erika Bowen**, Division Administrator, Office of Highway Safety, Idaho Transportation Department  
208-334-8552, [erika.bowen@itd.idaho.gov](mailto:erika.bowen@itd.idaho.gov)

[RETURN TO TABLE OF CONTENTS](#)

## Northeast Washington NEW-RTPO

### Counties Served

Ferry, Pend Oreille, Stevens

### RTPO Contact Information

**Address:** 986 South Main Street, Suite A | Colville, WA 99114

**Phone:** 509-684-4571

**Fax:** 509-684-4788

**Website:** <http://www.teddonline.com/>

### RTPO Staff Directory

**Jeff Koffel**, Executive Director, 509-684-4571 ext. 105, [jkoffel@teddonline.com](mailto:jkoffel@teddonline.com)

**Carrie Paetsch**, Finance Manager, 509-684-4571 ext. 104, [cpaetsch@teddonline.com](mailto:cpaetsch@teddonline.com)

**Frank Metlow**, Planning Director, 509-684-4571 ext. 103, [fmetlow@teddonline.com](mailto:fmetlow@teddonline.com)

**Debbie Roberts**, Office Assistant, 509-684-4571 ext. 101, [droberts@teddonline.com](mailto:droberts@teddonline.com)

### Local WSDOT Office Contact Information

**Address:** WSDOT Eastern Region | 2714 North Mayfair Street | Spokane, WA 99207

**Phone:** 509-324-6000

**Fax:** 509-324-6005

**Website:** [www.wsdot.wa.gov/regions/Eastern/](http://www.wsdot.wa.gov/regions/Eastern/)

### WSDOT Staff Directory

#### WSDOT EASTERN REGION

**Mike Gribner**, Regional Administrator, 509-324-6010, [mike.gribner@wsdot.wa.gov](mailto:mike.gribner@wsdot.wa.gov)

**Charlene Kay**, Planning Engineer, 509-324-6195, [charlene.kay@wsdot.wa.gov](mailto:charlene.kay@wsdot.wa.gov)

**Chad Simonson**, Program Manager, 509-324-6025, [simonsc@wsdot.wa.gov](mailto:simonsc@wsdot.wa.gov)

**Keith Martin**, Local Programs Engineer, 509-324-6080, [keith.martin@wsdot.wa.gov](mailto:keith.martin@wsdot.wa.gov)

#### WSDOT HEADQUARTERS LIAISONS

**Anna Ragaza-Bourassa**, Tribal and Regional Planning Liaison, 509-324-6201, [anna.ragaza-bourassa@wsdot.wa.gov](mailto:anna.ragaza-bourassa@wsdot.wa.gov)

**Nina Stocker**, Public Transportation Community Liaison, 360-878-4695, [nina.stocker@wsdot.wa.gov](mailto:nina.stocker@wsdot.wa.gov)

[RETURN TO TABLE OF CONTENTS](#)



## Okanogan Council of Governments OCOG-RTPO

### County Served

Okanogan

### RTPO Contact Information

**Address:** Okanogan County Public Works | 1234A 2<sup>nd</sup> Avenue South | Okanogan, WA 98840

### RTPO Staff Directory

**Jon Neal**, Chair, 509-476-2926, ext. 101, [neal.oroville@nvinet.com](mailto:neal.oroville@nvinet.com)

**Brent Timm**, Secretary, 509-557-6177, [btimm@okanogantransit.com](mailto:btimm@okanogantransit.com)

**Josh Thomson, P.E.**, Treasurer, 509-422-7300, [jthomson@co.okanogan.wa.us](mailto:jthomson@co.okanogan.wa.us)

**Jackie Moriarty**, Administrative Assistant, 509-557-6177, [clerk@okanogantransit.com](mailto:clerk@okanogantransit.com)

### Local WSDOT Office Contact Information

**Address:** WSDOT North Central Region | 2830 Euclid Avenue, Building A | Wenatchee, WA 98801-1156

**Phone:** 509-667-3000

**Fax:** 509-667-2940

**Website:** [www.wsdot.wa.gov/regions/NorthCentral/](http://www.wsdot.wa.gov/regions/NorthCentral/)

### WSDOT Staff Directory

#### WSDOT NORTH CENTRAL REGION

**Dave Bierschbach**, Regional Administrator, 509-667-3030, [dave.bierschbach@wsdot.wa.gov](mailto:dave.bierschbach@wsdot.wa.gov)

**Brian Pearson**, Local Programs Engineer, 509-667-3090, [brian.pearson@wsdot.wa.gov](mailto:brian.pearson@wsdot.wa.gov)

**Nicholas Manzano**, Planning Manager, 509-667-2905, [nicholas.manzano@wsdot.wa.gov](mailto:nicholas.manzano@wsdot.wa.gov)

**Maxwell Nelson**, Transportation Planner, 509-667-2910, [maxwell.nelson@wsdot.wa.gov](mailto:maxwell.nelson@wsdot.wa.gov)

**George Mazur**, Transportation Planner, 509-667-2917, [george.mazur@wsdot.wa.gov](mailto:george.mazur@wsdot.wa.gov)

#### WSDOT HEADQUARTERS LIAISONS

**Gabe Philips**, Tribal and Regional Integrated Planning Manager, 360-705-7954,  
[gabriel.philips@wsdot.wa.gov](mailto:gabriel.philips@wsdot.wa.gov)

**Kate Tollefson**, Public Transportation Community Liaison, 509-664-0865, Mobile: 509-724-8688,  
[kate.tollefson@wsdot.wa.gov](mailto:kate.tollefson@wsdot.wa.gov)

[RETURN TO TABLE OF CONTENTS](#)

## Palouse RTPO

### Counties Served

Asotin, Columbia, Garfield, Whitman

### RTPO Contact Information

**Address:** 1610 NE Eastgate Boulevard, Suite 401| Pullman, WA 99163

**Phone:** 509-339-7100

**Website:** [www.palousertpo.org](http://www.palousertpo.org)

### RTPO Staff Directory

**Shaun Darveshi**, Interim Transportation Planning Engineer, 509-339-7100, [shaun@palousertpo.org](mailto:shaun@palousertpo.org)

### Local WSDOT Office Contact Information

**Address:** WSDOT South Central Region | 2809 Rudkin Road | Union Gap, WA 98903-1648

**Phone:** 509-577-1602

**Fax:** 509-577-1603

**Website:** [www.wsdot.wa.gov/regions/SouthCentral/](http://www.wsdot.wa.gov/regions/SouthCentral/)

### WSDOT Staff Directory

#### WSDOT SOUTH CENTRAL REGION

**Todd Trepanier**, Regional Administrator, 509-577-1620, [todd.trepanier@wsdot.wa.gov](mailto:todd.trepanier@wsdot.wa.gov)

**Troy Suing**, Assistant Regional Administrator-Program Management, 509-577-1626, [troy.suing@wsdot.wa.gov](mailto:troy.suing@wsdot.wa.gov)

**Paul Gonseth**, Planning Engineer, 509-577-1630, [paul.gonseth@wsdot.wa.gov](mailto:paul.gonseth@wsdot.wa.gov)

**Robert Fleming**, Program Management Engineer, 509-577-1629, [robert.fleming@wsdot.wa.gov](mailto:robert.fleming@wsdot.wa.gov)

**Randy Giles**, Local Programs Engineer, 509-577-1780, [randy.giles@wsdot.wa.gov](mailto:randy.giles@wsdot.wa.gov)

#### WSDOT EASTERN REGION

**Mike Gribner**, Regional Administrator, 509-324-6010, [mike.gribner@wsdot.wa.gov](mailto:mike.gribner@wsdot.wa.gov)

**Charlene Kay**, Planning Engineer, 509-324-6195, [charlene.kay@wsdot.wa.gov](mailto:charlene.kay@wsdot.wa.gov)

**Chad Simonson**, Program Manager, 509-324-6025, [simonsc@wsdot.wa.gov](mailto:simonsc@wsdot.wa.gov)

**Keith Martin**, Local Programs Engineer, 509-324-6080, [keith.martin@wsdot.wa.gov](mailto:keith.martin@wsdot.wa.gov)

#### WSDOT HEADQUARTERS LIAISONS

**Anna Ragaza-Bourassa**, Tribal and Regional Planning Liaison, 509-324-6201, [anna.ragaza-bourassa@wsdot.wa.gov](mailto:anna.ragaza-bourassa@wsdot.wa.gov)

Contact Directory: Metropolitan Planning Organizations (MPOs), Regional Transportation Planning Organizations (RTPOs), Washington State Department of Transportation (WSDOT)

**Nina Stocker**, Public Transportation Community Liaison, 360-878-4695, [nina.stocker@wsdot.wa.gov](mailto:nina.stocker@wsdot.wa.gov)

[RETURN TO TABLE OF CONTENTS](#)

Draft

## Peninsula RTPO

### Counties Served

Clallam, Jefferson, Kitsap, Mason

### RTPO Contact Information

**Address:** Kitsap Transit | 60 Washington Ave. Suite 200 | Bremerton WA 98337

**Phone:** 360-479-696

**Fax:** 360-377-7086

**Website:** [www.prtpo.org](http://www.prtpo.org)

### RTPO Staff Directory

#### *PENINSULA RTPO*

**Bek Ashby**, Executive Board Chair, 360-731-0778, [bashby@cityofportorcharde.us](mailto:bashby@cityofportorcharde.us)

**Randy Neatherlin**, Executive Board vice Chair, 360-427-3670 x419, [randyn@co.mason.wa.us](mailto:randyn@co.mason.wa.us)

**Tammi Rubert**, Secretary, 360-385-3020 x 107, [trubert@jeffersontransit.com](mailto:trubert@jeffersontransit.com)

#### *KITSAP TRANSIT – LEAD PLANNING AGENCY*

**John Clauson**, Executive Director, 360-478-6223, [johnc@kitsaptransit.com](mailto:johnc@kitsaptransit.com)

**Edward Coviello**, Transportation Planner, 360-824-4919, [edwardc@kitsaptransit.com](mailto:edwardc@kitsaptransit.com)

**Thera Black**, Transportation Planner, 360-878-0353, [therab@peninsulaRTPO.org](mailto:therab@peninsulaRTPO.org)

**Paul Shinnars**, Finance Director, 360-824-4908, [pauls@kitsaptransit.com](mailto:pauls@kitsaptransit.com)

**Steffani Lillie**, Service & Capital Development Director, 360-478-6931, [steffanil@kitsaptransit.com](mailto:steffanil@kitsaptransit.com)

#### *JEFFERSON TRANSIT AUTHORITY – FISCAL AGENT*

**Tammi Rubert**, General Manager, 360-385-3020 x 107, [trubert@jeffersontransit.com](mailto:trubert@jeffersontransit.com)

### Local WSDOT Office Contact Information

**Physical Address:** WSDOT Olympic Region | 5720 Capitol Boulevard | Tumwater, WA 98504-7440

**Mailing Address:** WSDOT Olympic Region | P.O. Box 47440 | Tumwater, WA 98504-7440

**Phone:** 360-357-2600

**Fax:** 360-357-2601

**Website:** [www.wsdot.wa.gov/regions/Olympic/](http://www.wsdot.wa.gov/regions/Olympic/)

## WSDOT Staff Directory

### WSDOT OLYMPIC REGION

**Steve Roark**, Regional Administrator, 360-357-2658, [steve.roark@wsdot.wa.gov](mailto:steve.roark@wsdot.wa.gov)

**Joseph Perez**, Planning & Program Manager, 360-357-2607, [joseph.perez@wsdot.wa.gov](mailto:joseph.perez@wsdot.wa.gov)

**George Mazur**, Multimodal Planning Manager, 360-357-2651, [george.mazur@wsdot.wa.gov](mailto:george.mazur@wsdot.wa.gov)

**Bryan Dias**, Local Programs Engineer, 360-357-2631, [bryan.dias@wsdot.wa.gov](mailto:bryan.dias@wsdot.wa.gov)

### WSDOT HEADQUARTERS LIAISONS

**Cliff Hall**, Tribal and Regional Planning Liaison, 360-705-7993, [cliff.hall@wsdot.wa.gov](mailto:cliff.hall@wsdot.wa.gov)

**Elizabeth Safsten**, Public Transportation Liaison, 360-705-6885, [elizabeth.safsten@wsdot.wa.gov](mailto:elizabeth.safsten@wsdot.wa.gov)

[RETURN TO TABLE OF CONTENTS](#)

## Puget Sound Regional Council (PSRC) TMA, MPO, and RTPO

### Counties Served

King, Kitsap, Pierce, Snohomish

### MPO/RTPO Contact Information

**Physical Address:** 1011 Western Avenue, Suite 500 | Seattle, WA 98104-1035

**Phone:** 206-464-7090

**Fax:** 206-587-4825

**Website:** [www.psrc.org/](http://www.psrc.org/)

### MPO/RTPO Staff Directory

**Josh Brown**, Executive Director, 206-464-7515, [jbrown@psrc.org](mailto:jbrown@psrc.org)

**Nancy Bounanno Grennan**, Deputy Executive Director, Budget/Work Program, 206-464-7527, [nbgrennan@psrc.org](mailto:nbgrennan@psrc.org)

**Kelly McGourty**, Transportation Director, 206-971-3601, [kmcgourty@psrc.org](mailto:kmcgourty@psrc.org)

**Craig Helmann**, Program Manager, Data Systems and Analysis, 206-464-6180, [chelmann@psrc.org](mailto:chelmann@psrc.org)

**Catherine Kato**, Data Technician, 206-464-6843, [ckato@psrc.org](mailto:ckato@psrc.org)

**Rick Olson**, Government Relations, 206-971-3050, [rolson@psrc.org](mailto:rolson@psrc.org)

**Lili Mayer**, Finance Manager, 206-688-8221 (mobile), 206-971-3268, [LMayer@psrc.org](mailto:LMayer@psrc.org)

**Andrew Werfelmann**, Budget Manager, 206-971-3292, [awerfelmann@psrc.org](mailto:awerfelmann@psrc.org)

**Patty Jakala**, Senior Accountant, 206-971-3291, [pjakala@psrc.org](mailto:pjakala@psrc.org)

### Local WSDOT Office Contact Information

**Address:** WSDOT Northwest Region | 15700 Dayton Ave. N | Seattle, WA 98133

**Phone:** 206-440-4705

### WSDOT Staff Directory

#### WSDOT NORTHWEST REGION

**Brian Nielsen**, Regional Administrator, 206-440-4692, [@wsdot.wa.gov](mailto:@wsdot.wa.gov)

**Mehrdad Moini**, Local Programs Engineer, 206-440-4734, [mehrdad.moini@wsdot.wa.gov](mailto:mehrdad.moini@wsdot.wa.gov)

**Julie Meredith**, Asst. Secretary, Urban Mobility and Access, 206-770-3568, [julie.meredith@wsdot.wa.gov](mailto:julie.meredith@wsdot.wa.gov)

**Robin Mayhew**, Management of Mobility Director, 206-464-1264, [robin.mayhew@wsdot.wa.gov](mailto:robin.mayhew@wsdot.wa.gov)

#### OLYMPIC REGION CONTACT INFORMATION

**Steve Roark**, Regional Administrator, 360-357-2658, [steve.roark@wsdot.wa.gov](mailto:steve.roark@wsdot.wa.gov)

**Joseph Perez**, Planning & Program Manager, 360-357-2607, [joseph.perez@wsdot.wa.gov](mailto:joseph.perez@wsdot.wa.gov)



Contact Directory: Metropolitan Planning Organizations (MPOs), Regional Transportation Planning Organizations (RTPOs), Washington State Department of Transportation (WSDOT)

**George Mazur**, Multimodal Planning Manager, 360-357-2651, [george.mazur@wsdot.wa.gov](mailto:george.mazur@wsdot.wa.gov)

**Bryan Dias**, Local Programs Engineer, 360-357-2631, [bryan.dias@wsdot.wa.gov](mailto:bryan.dias@wsdot.wa.gov)

*WSDOT HEADQUARTERS LIAISONS*

**Cliff Hall**, Tribal and Regional Planning Liaison, 360-705-7993, [cliff.hall@wsdot.wa.gov](mailto:cliff.hall@wsdot.wa.gov)

**Matthew Cramer**, Public Transportation Community Liaison, 360-905-2152, [matthew.cramer@wsdot.wa.gov](mailto:matthew.cramer@wsdot.wa.gov)

[RETURN TO TABLE OF CONTENTS](#)

Draft

## Quad-County RTPO Kittitas County Department of Public Works

Lead Agency-SFY (2022-2023)

### Counties Served

Adams, Grant, Kittitas, Lincoln

### RTPO Contact Information

**Physical Address:** 411 N Ruby ST, Suite 1 | Ellensburg, WA 98926

**Phone:** (509) 962-7523

**Fax:** (509) 962-7663

### RTPO Staff Directory

**Mark Cook**, Public Works Director, (509) 962-7692, [mark.cook@co.kittitas.wa.us](mailto:mark.cook@co.kittitas.wa.us)

**Josh Fredrickson**, Assistant Public Works Director, (509) 962-7609, [josh.fredrickson@co.kittitas.wa.us](mailto:josh.fredrickson@co.kittitas.wa.us)

**Liz Remeto**, Financial Manager, [liz.remeto@co.kittitas.wa.us](mailto:liz.remeto@co.kittitas.wa.us)

**Cory Wright**, Kittitas County Commissioner/QuadCo Chair, [cory.wright@co.kittitas.wa.us](mailto:cory.wright@co.kittitas.wa.us)

### Local WSDOT Office Contact Information

**Address:** WSDOT Eastern Region | 2714 North Mayfair Street | Spokane, WA 99207-2090

**Phone:** 509-324-6000

**Fax:** 509-324-6005

**Website:** [www.wsdot.wa.gov/regions/Eastern/](http://www.wsdot.wa.gov/regions/Eastern/)

### WSDOT Staff Directory

#### WSDOT EASTERN REGION

**Mike Gribner**, Regional Administrator, 509-324-6010, [mike.gribner@wsdot.wa.gov](mailto:mike.gribner@wsdot.wa.gov)

**Charlene Kay**, Planning Engineer, 509-324-6195, [charlene.kay@wsdot.wa.gov](mailto:charlene.kay@wsdot.wa.gov)

**Chad Simonson**, Program Manager, 509-324-6025, [simonsc@wsdot.wa.gov](mailto:simonsc@wsdot.wa.gov)

**Keith Martin**, Local Programs Engineer, 509-324-6080, [keith.martin@wsdot.wa.gov](mailto:keith.martin@wsdot.wa.gov)

#### WSDOT NORTH CENTRAL REGION

**Dave Bierschbach**, Acting Regional Administrator, 509-667-3030, [dave.bierschbach@wsdot.wa.gov](mailto:dave.bierschbach@wsdot.wa.gov)

**Brian Pearson**, Local Programs Engineer, 509-667-3090, [brian.pearson@wsdot.wa.gov](mailto:brian.pearson@wsdot.wa.gov)

**Kathy Murray**, Acting Planning Manager, 360-705-7951, [kathy.murray@wsdot.wa.gov](mailto:kathy.murray@wsdot.wa.gov)

*WSDOT SOUTH CENTRAL REGION*

**Todd Trepanier**, Regional Administrator, 509-577-1620, [todd.trepanier@wsdot.wa.gov](mailto:todd.trepanier@wsdot.wa.gov)

**Troy Suing**, Assistant Regional Administrator-Program Management, 509-577-1626, [troy.suing@wsdot.wa.gov](mailto:troy.suing@wsdot.wa.gov)

**Paul Gonseth**, Planning Engineer, 509-577-1630, [paul.gonseth@wsdot.wa.gov](mailto:paul.gonseth@wsdot.wa.gov)

**Robert Fleming**, Program Management Engineer, 509-577-1629, [robert.fleming@wsdot.wa.gov](mailto:robert.fleming@wsdot.wa.gov)

**Randy Giles**, Local Programs Engineer, 509-577-1780, [randy.giles@wsdot.wa.gov](mailto:randy.giles@wsdot.wa.gov)

*WSDOT HEADQUARTERS LIAISONS*

**Anna Ragaza-Bourassa**, Tribal and Regional Planning Liaison, 509-324-6201, [anna.ragaza-bourassa@wsdot.wa.gov](mailto:anna.ragaza-bourassa@wsdot.wa.gov)

**Kate Tollefson**, Public Transportation Community Liaison, 509-664-0865, Mobile: 509-724-8688, [kate.tollefson@wsdot.wa.gov](mailto:kate.tollefson@wsdot.wa.gov)

[topRETURN TO TABLE OF CONTENTS](#)

## Skagit Council of Governments (SCOG) MPO and RTPO

### County Served

Skagit

### MPO/RTPO Contact Information

**Address:** 315 S 3<sup>rd</sup> Street, Ste. 100 | Mount Vernon, WA 98273-3843

**Phone:** 360-416-6678

**Fax:** 360-416-7831

**Website:** <http://scog.net/>

### MPO/RTPO Staff Directory

**Kevin Murphy**, Executive Director, 360-416-7871, [kevinm@scog.net](mailto:kevinm@scog.net)

**Mark Hamilton**, Transportation Planner, 360-416-7876, [markh@scog.net](mailto:markh@scog.net)

**Grant Johnson**, Associate Planner, 360-416-6678, [grantj@scog.net](mailto:grantj@scog.net)

**Debbie Carter**, Executive Assistant/Clerk of the Board, 360-416-7875, [dcarter@scog.net](mailto:dcarter@scog.net)

### Local WSDOT Office Contact Information

**Address:** WSDOT Northwest Region, 1019 Andis Road | Burlington, WA 98233

**Phone:** 360-757-5999

**Fax:** 360-757-5975

**Website:** [www.wsdot.wa.gov/northwest/](http://www.wsdot.wa.gov/northwest/)

### WSDOT Staff Directory

#### WSDOT NORTHWEST REGION

**Brian Nielsen**, Regional Administrator, 206-440-4692, [@wsdot.wa.gov](mailto:@wsdot.wa.gov)

**Chris Damitio**, Assistant Regional Administrator, 360-757-5991, [chris.damitio@wsdot.wa.gov](mailto:chris.damitio@wsdot.wa.gov)

**Todd Carlson**, Planning & Engineering Services Manager, 360-757-5980, [todd.carlson@wsdot.wa.gov](mailto:todd.carlson@wsdot.wa.gov)

**John Shambaugh**, Planning Manager, 360-757-5981, [john.shambaugh@wsdot.wa.gov](mailto:john.shambaugh@wsdot.wa.gov)

**Mehrdad Moini**, Local Programs Engineer, 206-440-4734, [mahrdad.moini@wsdot.wa.gov](mailto:mahrdad.moini@wsdot.wa.gov)

#### WSDOT HEADQUARTERS LIAISONS

**Cliff Hall**, Tribal and Regional Planning Liaison, 360-705-7993, [cliff.hall@wsdot.wa.gov](mailto:cliff.hall@wsdot.wa.gov)

**Marianna Hanefeld**, Public Transportation Liaison, 425-777-0557, [marianna.hanefeld@wsdot.wa.gov](mailto:marianna.hanefeld@wsdot.wa.gov)

[RETURN TO TABLE OF CONTENTS](#)

## Southwest Washington Regional Transportation Council (RTC) TMA, MPO, and RTPO

### Counties Served

Clark, Klickitat, Skamania

### MPO/RTPO Contact Information

**Physical Address:** 1300 Franklin Street, Floor 1 | Vancouver, WA

**Mailing Address:** P.O. Box 1366 | Vancouver, WA 98666-1366

**Phone:** 564-397-6067

**Fax:** 564-397-6132

**E-mail:** [info@rtc.wa.gov](mailto:info@rtc.wa.gov) **Website:** [www.rtc.wa.gov/](http://www.rtc.wa.gov/)

### MPO/RTPO Staff Directory

**Matt Ransom**, Executive Director, 564-397-5208, [matt.ransom@rtc.wa.gov](mailto:matt.ransom@rtc.wa.gov)

**Lynda David**, Senior Transportation Planner, 564-397-5205, [lynda.david@rtc.wa.gov](mailto:lynda.david@rtc.wa.gov)

**Shari Harer**, Accountant, 564-397-5210, [shari.harer@rtc.wa.gov](mailto:shari.harer@rtc.wa.gov)

**Dale Robins**, TIP, 564-397-5212, [dale.robins@rtc.wa.gov](mailto:dale.robins@rtc.wa.gov)

### Local WSDOT Office Contact Information

**Address:** WSDOT Southwest Region | 11018 NE 51st Circle | P.O. Box 1709 | Vancouver, WA 98682

**Phone:** 360-905-2000

**Fax:** 360-905-2222

**Website:** [www.wsdot.wa.gov/regions/Southwest/](http://www.wsdot.wa.gov/regions/Southwest/)

### WSDOT Staff Directory

#### WSDOT SOUTHWEST REGION

**Carley Francis**, Regional Administrator, 360-905-2001, [carley.francis@wsdot.wa.gov](mailto:carley.francis@wsdot.wa.gov)

**Laurie Lebowsky**, Planning Manager, 360-905-2082, [laurie.lebowsky@wsdot.wa.gov](mailto:laurie.lebowsky@wsdot.wa.gov)

**Brian McMullen**, Program Manager, 360-905-2030, [brian.mcmullen@wsdot.wa.gov](mailto:brian.mcmullen@wsdot.wa.gov)

**Michael Williams**, Local Programs Engineer, 360-905-2182, [michael.williams@wsdot.wa.gov](mailto:michael.williams@wsdot.wa.gov)

#### WSDOT HEADQUARTERS LIAISONS

**Gabe Philips**, Tribal and Regional Integrated Planning Manager, 360-705-7954, [gabriel.philips@wsdot.wa.gov](mailto:gabriel.philips@wsdot.wa.gov)

**Bill Baumann**, Public Transportation Community Liaison, 360-701-6788, [bill.baumann@wsdot.wa.gov](mailto:bill.baumann@wsdot.wa.gov)

[RETURN TO TABLE OF CONTENTS](#)

Draft



## Spokane Regional Transportation Council (SRTC) TMA, MPO, and RTPO

### County Served

Spokane

### MPO/RTPO Contact Information

**Mailing Address:** 421 W. Riverside Avenue, Suite 500 | Spokane, WA 99201-3645

**Phone:** 509-343-6370

**Fax:** 509-343-6400

**E-mail:** [contact.srtc@srtc.org](mailto:contact.srtc@srtc.org)

**Website:** [www.srtc.org/](http://www.srtc.org/)

### MPO/RTPO Staff Directory

**Lois Bollenback**, Executive Director, 509-343-6382, [lbollenback@srtc.org](mailto:lbollenback@srtc.org)

**Eve McMenamy**, Deputy Director, 509-343-6379, [evemc@srtc.org](mailto:evemc@srtc.org)

**Ryan Stewart**, Senior Transportation Planner, 509-343-6395, [rstewart@srtc.org](mailto:rstewart@srtc.org)

**Mike Ulrich**, Senior Transportation Planner, 509-343-6384, [mulrich@srtc.org](mailto:mulrich@srtc.org)

**David Fletcher**, Senior Transportation Planner, 509-343-6376, [dfletcher@srtc.org](mailto:dfletcher@srtc.org)

**Kylee Jones**, TIP Manager, 509-343-6378, [kjones@srtc.org](mailto:kjones@srtc.org)

**Greg Griffin**, UPWP, Administrative Services Manager, 509-343-6386, [ggriffin@srtc.org](mailto:ggriffin@srtc.org)

**Julie Meyers-Lehman**, Administrative Assistant, 509-343-6370, [julieml@srtc.org](mailto:julieml@srtc.org)

### Local WSDOT Office Contact Information

**Address:** WSDOT Eastern Region | 2714 North Mayfair Street | Spokane, WA 99207-2090

**Phone:** 509-324-6000

**Fax:** 509-324-6005

**Website:** [www.wsdot.wa.gov/regions/Eastern/](http://www.wsdot.wa.gov/regions/Eastern/)

### WSDOT Staff Directory

#### WSDOT EASTERN REGION

**Mike Gribner**, Regional Administrator, 509-324-6010, [mike.gribner@wsdot.wa.gov](mailto:mike.gribner@wsdot.wa.gov)

**Charlene Kay**, Planning Engineer, 509-324-6195, [charlene.kay@wsdot.wa.gov](mailto:charlene.kay@wsdot.wa.gov)

**Chad Simonson**, Program Manager, 509-324-6025, [simonsc@wsdot.wa.gov](mailto:simonsc@wsdot.wa.gov)

**Keith Martin**, Local Programs Engineer, 509-324-6080, [keith.martin@wsdot.wa.gov](mailto:keith.martin@wsdot.wa.gov)

**WSDOT HEADQUARTERS LIAISONS**

**Anna Ragaza-Bourassa**, Tribal and Regional Planning Liaison, 509-324-6201, [anna.ragaza-bourassa@wsdot.wa.gov](mailto:anna.ragaza-bourassa@wsdot.wa.gov)

**Nina Stocker**, Public Transportation Community Liaison, 360-878-4695, [nina.stocker@wsdot.wa.gov](mailto:nina.stocker@wsdot.wa.gov)

[RETURN TO TABLE OF CONTENTS](#)

Draft

## Thurston Regional Planning Council (TRPC) MPO and RTPO

### County Served

Thurston

### MPO/RTPO Contact Information

**Address:** 2411 Chandler Court SW, Olympia, WA 98502

**Phone:** 360-956-7575

**Fax:** 360-956-7815

**Website:** [www.trpc.org/](http://www.trpc.org/)

### MPO/RTPO Staff Directory

**Marc Daily**, Executive Director, 360-741-2525, [dailym@trpc.org](mailto:dailym@trpc.org)

**Veena Tabbutt**, Deputy Director, 360-741-2550, [tabbutv@trpc.org](mailto:tabbutv@trpc.org)

**Katrina Van Every**, Transportation Manager, [vaneveryk@trpc.org](mailto:vaneveryk@trpc.org)

**Karen Parkhurst**, Programs and Policy Director, 360-741-2522, [parkhuk@trpc.org](mailto:parkhuk@trpc.org)

**Paul Brewster**, Senior Planner, 360-741-2526, [brewsterp@trpc.org](mailto:brewsterp@trpc.org)

**Aaron Grimes**, Transportation Modeler, 360-741-2510, [grimessa@trpc.org](mailto:grimessa@trpc.org)

### Local WSDOT Office Contact Information

**Physical Address:** WSDOT Olympic Region | 5720 Capitol Boulevard | Tumwater, WA 98504-7440

**Mailing Address:** WSDOT Olympic Region | P.O. Box 47440 | Tumwater, WA 98504-7440

**Phone:** 360-357-2600

**Fax:** 360-357-2601

**Website:** [www.wsdot.wa.gov/regions/Olympic/](http://www.wsdot.wa.gov/regions/Olympic/)

### WSDOT Staff Directory

#### WSDOT OLYMPIC REGION

**Steve Roark**, Regional Administrator, 360-357-2658, [steve.roark@wsdot.wa.gov](mailto:steve.roark@wsdot.wa.gov)

**Joseph Perez**, Planning & Program Manager, 360-357-2607, [joseph.perez@wsdot.wa.gov](mailto:joseph.perez@wsdot.wa.gov)

**George Mazur**, Multimodal Planning Manager, 360-357-2651, [george.mazur@wsdot.wa.gov](mailto:george.mazur@wsdot.wa.gov)

**Bryan Dias**, Local Programs Engineer, 360-357-2631, [bryan.dias@wsdot.wa.gov](mailto:bryan.dias@wsdot.wa.gov)

#### WSDOT HEADQUARTERS LIAISONS

**Gabe Philips**, Tribal and Regional Integrated Planning Manager, 360-705-7954, [gabriel.philips@wsdot.wa.gov](mailto:gabriel.philips@wsdot.wa.gov)

Contact Directory: Metropolitan Planning Organizations (MPOs), Regional Transportation Planning Organizations (RTPOs), Washington State Department of Transportation (WSDOT)

**Elizabeth Safsten**, Public Transportation Liaison, 360-705-6885, [elizabeth.safsten@wsdot.wa.gov](mailto:elizabeth.safsten@wsdot.wa.gov)

[RETURN TO TABLE OF CONTENTS](#)

Draft

## Walla Walla Valley MPO and Walla Walla Sub-RTPO

### Counties Served

Umatilla (Oregon), Walla Walla

### MPO/RTPO Contact Information

**Mailing Address:** 107 South Third Ave. | Walla Walla, WA 99362

**Phone:** 509-876-8001

**Fax:** 509-876-8003

**Website:** <https://wwwvmpo.org>

### MPO/RTPO Staff Directory

**Andy Gomez**, Executive Director, 509-876-8002, [andy@wwwvmpo.org](mailto:andy@wwwvmpo.org)

**Timothy Barrett**, Assistant Planner, 509-876-8001, [tbarrett@wwwvmpo.org](mailto:tbarrett@wwwvmpo.org)

### Local WSDOT Office Contact Information

**Address:** WSDOT South Central Region | 2809 Rudkin Road | Union Gap, WA 98903-1648

**Phone:** 509-577-1600

**Fax:** 509-577-1603

**Website:** [www.wsdot.wa.gov/regions/SouthCentral/](http://www.wsdot.wa.gov/regions/SouthCentral/)

### WSDOT Staff Directory

#### WSDOT SOUTH CENTRAL REGION

**Todd Trepanier**, Regional Administrator, 509-577-1620, [todd.trepanier@wsdot.wa.gov](mailto:todd.trepanier@wsdot.wa.gov)

**Troy Suing**, Assistant Regional Administrator-Program Management, 509-577-1626, [troy.suing@wsdot.wa.gov](mailto:troy.suing@wsdot.wa.gov)

**Paul Gonseth**, Planning Engineer, 509-577-1630, [paul.gonseth@wsdot.wa.gov](mailto:paul.gonseth@wsdot.wa.gov)

**Robert Fleming**, Program Management Engineer, 509-577-1629, [robert.fleming@wsdot.wa.gov](mailto:robert.fleming@wsdot.wa.gov)

**Randy Giles**, Local Programs Engineer, 509-577-1780, [randy.giles@wsdot.wa.gov](mailto:randy.giles@wsdot.wa.gov)

#### WSDOT HEADQUARTERS LIAISONS

**Anna Ragaza-Bourassa**, Tribal and Regional Planning Liaison, 509-324-6201, [anna.ragaza-bourassa@wsdot.wa.gov](mailto:anna.ragaza-bourassa@wsdot.wa.gov)

**Olivia Meza**, Public Transportation Community Liaison, 509-303-0016, [olivia.meza@wsdot.wa.gov](mailto:olivia.meza@wsdot.wa.gov)

### ODOT Staff Directory

**Craig Sipp**, Region 5 Manager, Oregon DOT, 541-963-1327, [craig.a.sipp@odot.state.or.us](mailto:craig.a.sipp@odot.state.or.us)

Contact Directory: Metropolitan Planning Organizations (MPOs), Regional Transportation Planning Organizations (RTPOs), Washington State Department of Transportation (WSDOT)

**Teresa Penninger**, Planning/Program/Business Manager, Oregon DOT, 541-963-1344,  
[Teresa.B.Penninger@odot.state.or.us](mailto:Teresa.B.Penninger@odot.state.or.us)

[RETURN TO TABLE OF CONTENTS](#)

Draft



## Whatcom Council of Governments (WCOG) MPO and RTPO

### County Served

Whatcom

### MPO/RTPO Contact Information

**Mailing Address:** 314 East Champion Street | Bellingham, WA 98225-4502

**Phone:** 360-676-6974

**Fax:** 360-738-6232

**Website:** <http://wcog.org>

### MPO/RTPO Staff Directory

**Bob Wilson**, Executive Director, [bob@wcog.org](mailto:bob@wcog.org)

**Ron Cubellis**, Deputy Executive Director, [ron@wcog.org](mailto:ron@wcog.org)

**Hugh Conroy**, Director of Planning, [hugh@wcog.org](mailto:hugh@wcog.org)

**Melissa Fanucci**, Principal Planner, International Mobility and Trade Corridor Program, [melissa@wcog.org](mailto:melissa@wcog.org)

**Lethal Coe**, Senior Planner, [lethal@wcog.org](mailto:lethal@wcog.org)

**Jaymes McClain**, Planner II, [Jaymes@wcog.org](mailto:Jaymes@wcog.org)

### Local WSDOT Office Contact Information

**Address:** WSDOT Northwest Region | 1019 Andis Road | Burlington, WA 98233

**Phone:** 360-757-5999

**Fax:** 360-757-5975

**Website:** [www.wsdot.wa.gov/northwest/](http://www.wsdot.wa.gov/northwest/)

### WSDOT Staff Directory

#### WSDOT NORTHWEST REGION

**Brian Nielsen**, Regional Administrator, 206-440-4692, [@wsdot.wa.gov](mailto:@wsdot.wa.gov)

**Chris Damitio**, Assistant Regional Administrator, 360-757-5991, [chris.damitio@wsdot.wa.gov](mailto:chris.damitio@wsdot.wa.gov)

**Todd Carlson**, Planning & Engineering Services Manager, 360-757-5980, [todd.carlson@wsdot.wa.gov](mailto:todd.carlson@wsdot.wa.gov)

**John Shambaugh**, Planning Manager, 360-757-5981, [john.shambaugh@wsdot.wa.gov](mailto:john.shambaugh@wsdot.wa.gov)

**Mehrdad Moini**, Local Programs Engineer, 206-440-4734, [mehrdad.moini@wsdot.wa.gov](mailto:mehrdad.moini@wsdot.wa.gov)

#### WSDOT HEADQUARTERS LIAISONS

**Cliff Hall**, Tribal and Regional Planning Liaison, 360-705-7993, [cliff.hall@wsdot.wa.gov](mailto:cliff.hall@wsdot.wa.gov)

**Marianna Hanefeld**, Public Transportation Community Liaison, 425-777-0557, [marianna.hanefeld@wsdot.wa.gov](mailto:marianna.hanefeld@wsdot.wa.gov)

[RETURN TO TABLE OF CONTENTS](#)

Draft

## Yakima Valley Conference of Governments (YVCOG) MPO and RTPO

### County Served

Yakima

### MPO/RTPO Contact Information

**Address:** 311 North 4<sup>th</sup> Street, Suite 204 | Yakima, WA 98901

**Phone:** 509-574-1550

**Fax:** 509-574-1551

**Website:** [www.yvcog.org/](http://www.yvcog.org/)

### MPO/RTPO Staff Directory

**Christina Wickenhagen**, Executive Deputy Director, 509-574-7986, [chris.wickenhagen@yvcog.org](mailto:chris.wickenhagen@yvcog.org)

**Alan Adolf**, Transportation Program Manager, 509-759-7981, [alan.adolf@yvcog.org](mailto:alan.adolf@yvcog.org)

**Lynn Deitrick**, Planning Program Manager, [lynn.deitrick@yvcog.org](mailto:lynn.deitrick@yvcog.org)

**Jeff Watson**, Transportation Planner, 509-759-7989, [jeff.watson@yvcog.org](mailto:jeff.watson@yvcog.org)

**Shane Andreas**, Fiscal, [shane.andreas@yvcog.org](mailto:shane.andreas@yvcog.org)

### Local WSDOT Office Contact Information

**Address:** WSDOT South Central Region | 2809 Rudkin Road | Union Gap, WA 98903-1648

**Phone:** 509-577-1602

**Fax:** 509-577-1603

**Website:** [www.wsdot.wa.gov/regions/SouthCentral/](http://www.wsdot.wa.gov/regions/SouthCentral/)

### WSDOT Staff Directory

#### WSDOT SOUTH CENTRAL REGION

**Todd Trepanier**, Regional Administrator, 509-577-1620, [todd.trepanier@wsdot.wa.gov](mailto:todd.trepanier@wsdot.wa.gov)

**Troy Suing**, Assistant Regional Administrator-Program Management, 509-577-1626, [troy.suing@wsdot.wa.gov](mailto:troy.suing@wsdot.wa.gov)

**Paul Gonseth**, Planning Engineer, 509-577-1630, [paul.gonseth@wsdot.wa.gov](mailto:paul.gonseth@wsdot.wa.gov)

**Robert Fleming**, Program Management Engineer, 509-577-1629, [robert.fleming@wsdot.wa.gov](mailto:robert.fleming@wsdot.wa.gov)

**Randy Giles**, Local Programs Engineer, 509-577-1780, [randy.giles@wsdot.wa.gov](mailto:randy.giles@wsdot.wa.gov)

#### WSDOT HEADQUARTERS LIAISONS

**Cliff Hall**, Tribal and Regional Planning Liaison, 360-705-7993, [cliff.hall@wsdot.wa.gov](mailto:cliff.hall@wsdot.wa.gov)

**Olivia Meza**, Public Transportation Community Liaison, 509-303-0016, [olivia.meza@wsdot.wa.gov](mailto:olivia.meza@wsdot.wa.gov)

[RETURN TO TABLE OF CONTENTS](#)

Draft

## STIP Format & Project Listing

WSDOT's web-based system for the STIP allows local agencies to input their projects online. The following legend is provided for clarification, which is followed by the individual projects.

1. **MPO/RTPO** - MPO or RTPO area project is in
2. **MPO Boundary: Inside** - project is physically located inside the MPO planning boundaries; or **Outside** - project is physically located outside of the MPO planning boundaries. All RTPO projects will be **Outside**.
3. **County** - County where project is located
4. **Agency** - Agency responsible for project
5. **Functional Classification - Classification of roadway**
  - 00 – No Functional Classification
  - 01 – Interstate
  - 02 – Other Freeways/Expressways
  - 03 – Other Principal Arterial
  - 04 – Minor Arterial
  - 05 – Major Collector
  - 06 – Minor Collector
  - 07 – Local
6. **Project Number** - the assigned federal aid number
7. **Project Identification Number (PIN)** - for WSDOT projects
8. **STIP ID** - Unique Project Identifier
9. **Improvement Type - Type** of improvement the project will make, see P. 71 of the STIP Training Manual
10. **Total Project Length** - Length of project in miles
11. **Environmental Type** - The project's environmental classification: **CE** - Categorically Exempt; **DCE** - Documented Categorically Exempt; **EIS** - Environmental Impact Statement; or **EA** - Environmental Assessment
12. **RW Required** - Project requires acquisition of right of way
13. **Begin Termini and End Termini** - Milepost or street names
14. **Total Estimated Cost of Project** - The total estimated cost includes all phases and funding sources
15. **STIP Amendment Number**- identifies the amendment or correction number of an update to an existing project or an addition of a new project to the STIP after the initial approval
16. **Project Title** - Title of project
17. **Project Description** - Describes the scope of work for the project
18. **Phase** - **PE** - preliminary engineering (design/environmental); **RW** - right of way; **CN** - construction; and **All** - for all phases

19. **Start Date** - The year the funds are to be obligated
20. **Federal Fund Code** - Type of federal funds (see Appendix F)
21. **Federal Funds** - Amount of federal funds to nearest dollar
22. **State Fund Code** - Type of state funds (See Appendix F)
23. **State Funds** - Amount of state funds to nearest dollar
24. **Local Funds** - Amount of local funds to nearest dollar
25. **Total** - Total by phase
26. **Project Total** - Column totals for project
27. **Expenditure Schedule** – The year the Agency anticipates expending the funds identified in the **Funding Section**
28. Total of all projects within the agency



Washington State S. T. I. P.

2022 to 2025

(Project Funds to Nearest Dollar)

1 MPO/RTPO: RTC

3 County: Clark

4 Agency: Clark Co.



5 Func Cls	6 Project Number	7 PIN	8 STIP ID	9 Imp Type	10 Total Project Length	11 Environmental Type	12 RW Required	13 Begin Termini	13 End Termini	14 Total Est. Cost of Project	15 STIP Amend. No.
05			WA-13931	47	0.150	DCE	Yes	Various	Various	1,507,000	

16 Whipple, Knapps, Carson Bridge Bundle

17 This project will strengthen/rehabilitate 3 county bridges and will improve the loading capacity of the structures and allow the removal of the current posted vehicle type load restrictions.

18 Funding Phase	19 Start Date	20 Federal Fund Code	21 Federal Funds	22 State Fund Code	23 State Funds	24 Local Funds	25 Total
PE	2022	STP(BR)	606,000		0	94,000	700,000
RW	2022		0		0	45,000	45,000
CN	2024	STP(BR)	762,000		0	0	762,000
26 Project Totals			1,368,000		0	139,000	1,507,000

27 Expenditure Schedule

Phase	1st	2nd	3rd	4th	5th & 6th
PE	235,000	235,000	230,000	0	0
RW	0	15,000	30,000	0	0
CN	0	0	20,000	742,000	0
Totals	235,000	250,000	280,000	742,000	0

	Federal Funds	State Funds	Local Funds	Total
28 Agency Totals for Clark Co.	25,457,000	1,725,000	45,965,000	73,147,000

## Source of Funds

The following are descriptions of fund sources that have been identified through the federal transportation acts and through state legislative action for transportation projects in Washington.

### Federal

The following are descriptions of fund sources identified in the [Infrastructure Investment & Jobs Act \(IIJA\)/Bipartisan Infrastructure Law \(BIL\)](#), as well as, funds sources from prior federal transportation acts that have been revised or discontinued.

**Bridge (BR):** The Local Bridge Program provides funding for eligible bridges on public roads. The state prioritizes and programs state and local bridges for funding. IIJA/BIL established the Bridge Formula Program (BFP) that is funded as part of the Highway Infrastructure Program (HIP). In addition, the Local Bridge program includes funding from the National Highway Performance Program (NHPP) and the Surface Transportation Block Grant (STBG) programs.

**Carbon Reduction Program (CRP)** – This program is to reduce transportation emissions through the development of carbon reduction strategies and funds projects that support the reduction of transportation emissions. Requires WSDOT, in consultation with MPOs to develop a carbon reduction strategy by November 15, 2023, for approval by FHWA.

- **Regional CRP (CRP(UL), CRP(UM), CRP(US), CRP(R), etc.):** MPOs are allocated CRP funds for prioritization and selection. The allocations are based on population areas as follows:
  - **CRP(UL)** - Urbanized areas greater than 200,000 population.
  - **CRP(UM)** – Urbanized areas between 50,000 and 200,000 population.
  - **CRP(US)** – Urbanized areas between 5,000 and 49,999 population.
  - **CRP(R)** - Areas of 5,000 or less population.
  - **CRP** - The portion of the CRP funds that can be used anywhere. WSDOT prioritizes and programs these projects.

**Congestion Mitigation and Air Quality (CMAQ):** The CMAQ program addresses congestion mitigation and air quality improvements in non-attainment and/or maintenance areas of the state. Funds are allocated to non-attainment and maintenance areas based on their population and the severity of air quality non-attainment. The MPO prioritizes and programs projects for funding.

**Demonstration Projects (DEMO):** Demonstration projects are identified through appropriation bills approved by Congress including Congressionally Directed Spending earmarks.

**Ferry Boat Program (FBP):** Provides funding for the construction of ferryboats and ferry terminal facilities and may pay the operating costs of the eligible entity. Funds are distributed based on a nationwide formula.

**High Priority Projects (DEMO):** The High Priority Projects program provides designated funding for specific projects identified by Congress in 23 U.S.C. 117. The designated funding can only be used for the project as described in the law, [1601(a)]. Discontinued.

Highway Infrastructure Program (HIP): The 2019 Omnibus bill and the 2020 and 2021 Department of Transportation Appropriations Act provided additional funds apportioned as the STBG program (23 CFR 133(d)) for road and bridge projects.

- Eligible activities – only construction of highways, bridges, and tunnels per 23 USC 133 (b)(1)(A). Construction includes design and right of way that directly relates to the construction of the roadway project. (23 USC (a)(4)) HIP funds are not eligible to be utilized on:
  - Rural minor collectors or local access,
  - Transportation alternatives, ferries, transit, etc.
  - Transportation planning and studies.
    - HIP(UL) - Urban Large - Urbanized areas greater than 200,000: Funding for areas with a population over 200,000 is distributed to the Metropolitan Planning Organizations (MPO) that contain this population group (BFCG, PSRC, RTC and SRTC) are allocated HIP funds for prioritization and selection.
    - HIP: WSDOT projects. WSDOT prioritizes and programs these projects.
- Funds must be obligated as follows or they lapse:
  - 2021 funds – obligation deadline September 20, 2024

Highway Safety Improvement Program (HSIP): The objective of the core safety program continues to achieve a significant reduction in traffic fatalities and serious injuries on all public roads, including non-State-owned public roads and roads on tribal lands. These funds are made available to all state and local agencies and tribal nations within Washington and can be applied to all public roadways. The state prioritizes and programs state and local projects based upon the Strategic Highway Safety plan approved by the Governor in 2006 and updated in 2019, called Target Zero. Includes funding for the Railway/Highway Crossing Program.

Infrastructure For Rebuilding America (INFRA): Provides discretionary funding to nationally and regionally significant freight and highway projects that align with the program goals to:

- Improve the safety, efficiency, and reliability of the movement of freight and people.
- Generate national or regional economic benefits and an increase in global economic competitiveness of the U.S.
- Reduce highway congestion and bottlenecks.
- Improve connectivity between modes of freight transportation.
- Enhance the resiliency of critical highway infrastructure and help protect the environment.
- Improve roadways vital to national energy security; and
- Address the impact of population growth on the movement of people and freight.

National Electric Vehicle Infrastructure Formula Program (NEVI) – This program provides funding to strategically deploy electric vehicle (EV) charging infrastructure and to establish an interconnected network to facilitate data collection, access, and reliability. Eligible uses are the acquisition and installation of electric vehicle charging infrastructure to serve as a catalyst for the deployment of such infrastructure and to connect it to a network to facilitate data collection, access, and reliability; proper operation and maintenance of electric vehicle charging

infrastructure; data sharing about electric vehicle charging infrastructure to ensure the long-term success of investments.

National Highway Freight Program (NHFP): This program provides funding to improve the efficient movement of freight on US highways that are part of the National Highway Freight Network (NHFN). The program provides funding in support of the following goals:

- Invest in infrastructure and operational improvements that strengthen economic competitiveness, reduce congestion, reduce cost of freight transportation, improve reliability, and increase productivity.
- Improve the safety, security, efficiency, and resiliency of freight transportation in rural and urban areas.
- Improve the state of good repair of the NHFN.
- Using advanced technology and innovation, improve NHFN safety, efficiency, and reliability.
- Improve efficiency and productivity of the NHFN.
- Improve state flexibility to support multi-state corridor planning and address highway freight connectivity.
- Reduce environmental impacts of freight movement on the NHFN.

National Highway Performance Program (NHPP): Provides support for the condition and performance of the National Highway System (NHS), for the construction of new facilities on the NHS, and to ensure that investments of Federal-aid funds in highway construction are directed to support progress toward the achievement of performance targets established in a State's asset management plan for the NHS. Provides funding for projects including construction, reconstruction, resurfacing, restoration, rehabilitation, and preservation of highways and bridges, including bridges on a non-NHS Federal-aid highway (If Interstate System and NHS Bridge Condition provision requirements are satisfied), or operational improvement of segments of the National Highway System. The enhanced National Highway System (NHS) is composed of rural and urban roads serving major population centers, international border crossings, intermodal transportation facilities, and major travel destinations. It includes the Interstate System, all principal arterials (including some not previously designated as part of the NHS) and border crossings on those routes, highways that provide motor vehicle access between the NHS and major intermodal transportation facilities, and the network of highways important to U.S. strategic defense (STRAHNET) and its connectors to major military installations.

Promoting Resilient Operations for Transformative, Efficient, and Cost-Saving Transportation (PROTECT) - This program is to support planning, resilience improvements, community resilience and evacuation routes, and at-risk coastal infrastructure. Funds may be used to conduct resilience planning, strengthen, and protect evacuation routes, increase the resilience of surface transportation infrastructure from the impacts of sea level rise, fish passage improvements, flooding, wildfires, extreme weather events, and other natural disasters. Highway, transit, and certain port projects are eligible.

Rebuilding American Infrastructure with Sustainability and Equity (RAISE) - Discretionary Grant program, provides a unique opportunity for USDOT to invest in road, rail, transit, and port projects that promise to achieve national objectives. Previously known as the Better Utilizing

Investments to Leverage Development (BUILD) and Transportation Investment Generating Economic Recovery (TIGER) Discretionary Grants.

Surface Transportation Block Grant (STBG) - This program provides flexible funding that may be used by WSDOT and localities for projects to preserve and improve the conditions and performance on any Federal-aid highway, bridge and tunnel projects on any public road, pedestrian and bicycle infrastructure, and transit capital projects, including intercity bus terminals. The STBG program includes sub-allocated funds based on population and flexible funds for use anywhere. Per the IJA/BIL, the population categories were modified further dividing STBG funds:

- Regional STBG (STBG(UL), STBG(UM), STBG(US), STBG(R), etc.): MPOs and county lead agencies are allocated STBG funds for prioritization and selection. The allocations are based on population areas as follows:
  - STBG(UL) - Urbanized areas greater than 200,000 population.
  - STBG(UM) – Urbanized areas between 50,000 and 200,000 population.
  - STBG(US) – Urbanized areas between 5,000 and 49,999 population.
  - STBG(R) - Areas of 5,000 or less population.
  - For use anywhere in the state
- WSDOT’s STBG (STBG): A portion of the STBG funds that can be used anywhere, are for state highway system preservation and interstate reconstruction. WSDOT prioritizes and programs these projects.

Transportation Alternatives (TA): This program is a set-aside of STBG funds. Provides funding for programs and projects defined as transportation alternatives, including on and off-road pedestrian and bicycle facilities, infrastructure projects for improving non-driver access to public transportation and enhanced mobility, community improvement activities, environmental mitigation, and safe routes to school projects. The TA funds include an additional set-aside for the Recreational Trails Program. MPOs and RTPOs are allocated TA funds for prioritization and selection. Per the IJA/BIL, the population categories were modified further dividing the TA funds as follows:

- TA(UL) - Urbanized areas greater than 200,000 population.
- TA(UM) - Urbanized areas between 50,000 and 200,000 population.
- TA(US) - Urbanized areas between 5,000 and 49,999 population.
- TA(R) - Areas of 5,000 or less population.
- For use anywhere in the state.

TIFIA - The Transportation Infrastructure Finance and Innovation Act (TIFIA) program provides Federal credit assistance in the form of direct loans, loan guarantees, and standby lines of credit to finance surface transportation projects of national and regional significance.

FTA Section 5307 – Urbanized Area Formula Grants: These funds are apportioned by a formula to each urbanized area, and are available for planning, capital, and operating assistance. Where they exist, the transportation management area (TMA) and the designated recipient determine the programming of these funds. WSDOT is the designated recipient for the Asotin, Bellingham, Bremerton, Longview, Marysville, Mount Vernon, Olympia, Walla Walla, Wenatchee, and Yakima urbanized areas. Activities allowed under this program include operating assistance with

a 50 percent local match for job access and reverse commute activities. In addition, the urbanized area formula for distributing funds now includes the number of low-income individuals as a factor.

FTA Section 5307(h) – Passenger Ferry Grant Discretionary Program - Provides competitive funding for projects that support passenger ferry systems in urbanized areas. These funds constitute a core investment in the enhancement and revitalization of public ferry systems in the Nation’s urbanized areas. Funds are awarded based on factors such as the age and condition of existing ferryboats, terminals, and related infrastructure; benefits to riders, such as increased reliability; project readiness; and connectivity to other modes of transportation.

FTA Section 5309 Capital Investment Grants: This discretionary program provides funding for fixed guideway investments such as new and expanded rapid rail, commuter rail, light rail, streetcars, bus rapid transit, and ferries, as well as corridor-based bus rapid transit investments that emulate the features of rail. There are four categories of eligible projects under the CIG program: New Starts, Small Starts, Core Capacity, and Programs of Interrelated Projects.

FTA Section 5310 - Enhanced Mobility of Seniors and Individuals with Disabilities: This program is intended to enhance mobility for seniors and persons with disabilities by providing funds for programs to serve the special needs of transit-dependent populations beyond traditional public transportation services and Americans with Disabilities Act (ADA) complementary paratransit services. Projects selected for funding must be included in a locally developed, coordinated Public Transit-Human Service Transportation Plan, and included in the RTPO program in their respective area. WSDOT administers the small urban and rural funds through a competitive grant program and programs Section 5310 projects in a statewide grouping in the STIP. Funds apportioned to large, urbanized areas are programmed by the respective MPO. In the case of the Seattle Urbanized area, WSDOT administers the funds on behalf of the Puget Sound Regional Council.

FTA Section 5311 – Rural Area Formula Grants: These formula funds are apportioned to each state, and eligible activities include planning, Rural Transit Assistance Program (RTAP), intercity bus programs, state administration, and both capital and operating assistance. WSDOT administers these funds through a competitive grant program serving the public in rural areas of the state and programs all Section 5311 projects in a statewide grouping in the STIP. Job Access and Reverse Commute (JARC) program activities, which focused on providing services to low-income individuals to access jobs, are now eligible under the rural formula program. This includes operating assistance with a 50 percent local match for job access and reverse commute activities. In addition, the formula now includes the number of low-income individuals as a factor.

FTA Section 5312 - Mobility on Demand (MOD) Sandbox Program: Funds projects that promote innovative business models to deliver high quality, seamless and equitable mobility options for all travelers.

FTA Section 5337 - State of Good Repair: This program is dedicated to repairing and upgrading the nation’s rail transit systems along with high-intensity motor bus systems that use high-

occupancy vehicle lanes, including bus rapid transit (BRT). Projects are limited to replacement and rehabilitation, or capital projects required to maintain public transportation systems in a state of good repair. Under this law, grantees will be required to establish and use an asset management system to develop capital asset inventories and condition assessments, and report on the condition of their system as a whole.

FTA Section 5339 - Bus and Bus Facilities: This program provides funding through a statutory formula to replace, rehabilitate and purchase buses and related equipment and to construct bus-related facilities. Formula funds in large, urbanized areas are programmed by the designated recipient. WSDOT suballocates the small urban formula funds to the small urban transit agencies who are responsible for programming the funding. WSDOT administers the statewide portion of the funds through a competitive process with priority given to projects serving rural areas. The statewide funds are programmed by WSDOT in a statewide grouping in the STIP.

FTA Section 5339(b) – Bus and Bus Facilities Discretionary Program: Provides funding through a competitive allocation process to replace, rehabilitate and purchase buses and related equipment and to construct bus-related facilities. The competitive allocation provides funding for major improvements to bus transit systems that would not be achievable through formula allocations. Funds are programmed by the recipient.

FTA Section 5339(c) – Low or No-Emission Vehicle Program: The Low or No Emission Competitive program provides funding to state and local governmental authorities for the purchase or lease of zero-emission and low-emission transit buses as well as acquisition, construction, and leasing of required supporting facilities. Funds are programmed by the recipient.

FTA Discretionary: Other discretionary/competitive FTA awards.

Federal Lands and Tribal Transportation Programs: For Federal lands transportation facilities, Federal lands access transportation facilities, and tribal transportation facilities.

- Tribal Transportation Program (TTP): Funds projects that improve access to and within Tribal lands. This program adds new set asides for tribal bridge projects and tribal safety projects.
- Federal Lands Transportation Program (WFL): Funds projects that improve access within the Federal estate, such as national forests and national recreation areas, on infrastructure owned by the Federal government. This program combines the former Park Roads and Refuge Roads programs and adds three new Federal land management agency (FLMA) partners.
- Federal Lands Access Program (WFL): Funds projects that improve access to the Federal estate on infrastructure owned by States and local governments. Replacing and expanding the Forest Highways program, projects providing access to any Federal lands are eligible for this new comprehensive program.

Department of Defense (DOD): Transportation projects are sometimes funded through Department of Defense rather than FHWA.

Community Development Block Grant (CDBG): CDBG program funds are primarily for low and moderate-income communities, to partially pay for projects advocating for the interests of a low-income neighborhood, such as providing new street infrastructure and supporting neighborhood revitalization. These grants are awarded through Washington State Department of Commerce.

Discretionary: All other unidentified federal fund sources such as awards from Federal Railroad Administration's (FRA) Consolidated Rail Infrastructure and Safety Improvements (CRISI), Railroad Crossing Elimination grants, National Oceanic and Atmospheric Administration (NOAA) grants, along with other Federal Highway Administration (FHWA) discretionary awards such as Advanced Transportation/Congestion Management Technologies Deployment (ATCMD), Bridge Investment Program etc.

## **State**

Carbon Emissions Reduction (CER): Funding for reductions in transportation sector carbon emissions through a variety of carbon reducing investments, such as transportation alternatives to single occupancy passenger vehicles; reductions in single occupancy passenger vehicle miles traveled; reductions in per mile emissions in vehicles, including through the funding of alternative fuel infrastructure and incentive programs; and emission reduction programs for freight transportation, including motor vehicles and rail, as well as for ferries and other maritime and port activities.

Climate Transit Programs (CTP): Funding for transit support grants, tribal transit mobility grants, transit coordination grants, special need grants, bus and bus facility grants, green transit grants, and transportation demand management grants.

Connecting Communities Pilot Program (CCPP) - Funding is to restore safe and continuous active transportation routes where state highways have severed or prevented them, thus mitigating the existing negative impacts to health, safety, and access. The CCPP can fund projects such as walkways, bikeways, trails, crossings, and greenways.

Connecting Washington Account (CWA): In 2015, CWA package was enacted as a \$16 billion investment over the next 16 years that includes state and local projects.

Coronavirus State Recovery Fund (CSRF) - Per RCW 43.79.557, the coronavirus state fiscal recovery fund was created in the state treasury for all federal moneys received by the state pursuant to the American Rescue Plan act of 2021, state fiscal recovery fund, P.L. 117-2, subtitle M, section 9901.

County Road Administration Board (CRAB): An independent state agency that provides state funding through a share of the statewide gas tax, for county roadway projects and the county owned ferry system.

- Rural Arterial Program (RAP): funds improvements on the county existing rural arterial road network.
- County Arterial Preservation Program (CAPP): funds pavement preservation projects of a county's existing paved arterial road network.



- The County Ferry Capital Improvement Program (CFCIP): offers financial assistance for major capital improvements to the four county-operated ferry systems.

Freight Mobility (Freight Mobility): Funding for freight mobility and freight mitigation projects along strategic freight corridors. Projects are selected by the state legislature based on recommendations by the Freight Mobility Strategic Investment Board (FMSIB). Projects are administered through WSDOT.

Motor Vehicle Account (MVA): Project are selected by the state legislature and funded from motor vehicle licenses, automobile sales licenses, retail sales taxes, motor vehicle fuel tax, sale of bonds, federal grants, fines and forfeitures, charges for services, miscellaneous revenue, interest earnings.

Move Ahead Washington (MAW): 16-year funding package, totaling over \$17 billion of state and local projects selected by the state legislature.

Multi-Modal Account (MMA): Project are selected by the state legislature and funded from motor vehicle excise tax, mass transit distributions, retail sales taxes, motor vehicle licenses, federal grants, miscellaneous revenue, interest earnings.

Other State Funding Sources (OTHER): All other unidentified state fund sources.

Pedestrian and Bicycle Program (Ped/Bike Program): This program's objective is to improve the transportation system to enhance safety and mobility for people who chose to walk or bike. The state prioritizes and programs projects.

Public Works Trust Fund (PWTF): A low-interest loan program for local governments to fund needed infrastructure improvements, administered by the Public Works Board by the Washington State Department of Commerce.

Safe Routes to School (SRTS): This program is to enable and encourage children, including those with disabilities, to walk and bicycle to school; to make walking and bicycling to school safe and more appealing; and to facilitate the planning, development, and implementation of projects within two-miles of K-12 schools that will improve safety, and reduce traffic, fuel consumption and air pollution in the vicinity of schools. The state prioritizes and programs projects.

Transportation Improvement Board (TIB): An independent state agency that provides state funding through a share of the statewide gas tax, for street construction and maintenance to cities and counties.

- Urban Arterial Program (UAP): funds projects that improve Safety, Commercial Growth and Development, Mobility, and Physical Condition.
- Urban Active Transportation Program (ATP): funds projects to improve pedestrian and cyclist safety, enhanced pedestrian and cyclist mobility and connectivity, or improve the condition of existing facilities.

- Urban Arterial Preservation Program (APP): provides funding for overlay of federally classified arterial streets (principal, minor) in cities with a population greater than 5,000.
- Small City Arterial Program (SCAP): funds small city (under 5,000 population) projects that preserve, rehabilitate, or reconstruct TIB classified arterials.
- Small City Active Transportation Program (ATP): funds projects to improve pedestrian and cyclist safety, enhanced pedestrian and cyclist mobility and connectivity, or improve the condition of existing facilities.
- Small City Preservation Program (SCPP): funds small city (under 5,000 population) chip seal and overlay of existing pavement and sidewalk maintenance.
- Complete Streets: funding opportunity for local governments that have an adopted complete streets ordinance.

Washington State Department of Transportation (WSDOT): Funding provided by WSDOT to local agencies. These funds can be from the Transportation Budget, Public Transportation's Consolidated Grant Program, the Regional Mobility Program etc., or from other WSDOT administered state grant programs. (See above for Safe Routes to Schools (SRTS) and Pedestrian/Bike Program).

## Grouped Projects

The provisions of 23 USC 135(g)4(c)ii allows the state to combine non-regionally significant and environmentally neutral projects, previously listed as individual projects in the MPO TIPs, into statewide grouped projects or ‘buckets’ by funding source. This allows the state more efficient management of the STIP.

Projects that are exempt from the National Environmental Policy Act (NEPA), known as categorically exempt (CE or DCE) and non-regionally significant can be grouped by source of funds. All others are listed individually. Some projects may be programmed individually in the MTIPs and local government TIPs. Only the grouping name (fund source) and the amount of funds budgeted for the category will be shown.

When a project is no longer eligible for a grouping, (example - if the environmental status changes from CE or DCE to an environmental assessment (EA)) the state may process a STIP amendment, moving the project out of the grouping to display the individual project in the STIP. The following grouped projects are included in the 2024 STIP:

Asphalt/Chip Seal Preservation/Concrete Roadway Preservation – Grouping by MPO/RTPO of planned pavement preservation projects for state highways and freeways where the pavement condition rating is projected to drop below the acceptable pavement adopted performance standards. Each group’s funding allocation is determined first by summing the federal funding cost by year for the expected pavement preservation projects in the first four years of WSDOT’s six-year plan. Then the federal cost per year for the expected pavement preservation projects within each MPO’s/RTPO’s boundaries is used to calculate each MPO’s/RTPO’s percentage of the total federal funding cost (for project limits that cross MPO/RTPO boundaries, the federal cost is pro-rated). This calculated percentage is then applied to the constrained pavement preservation federal funding available for each year to determine each MPO/RTPO group’s funding allocation in the STIP. The individual pavement preservation projects supporting these groups can be found by using the Programmatic Projects in STIP search Tab at [Project Search Page \(wa.gov\)](#). The prioritized project list supporting this search function is updated once a year based on the annual update of WSDOT’s six-year plan. However, since project delivery assumptions can change (e.g., cost increases/decreases and project schedules accelerated/delayed), the most current status of an individual pavement preservation project can be determined by using the Project Delivery Status search Tab which is updated monthly.

For actual project listings, contact WSDOT’s Capital Program Development and Management Office at (360) 705-7134, or the MPO for the individual projects.

FTA Section 5310 – This group contains projects serving the needs of the elderly and persons with disabilities primarily through private, nonprofit organizations and transit agencies in small urban and rural areas. Projects include program administration, operating assistance, mobility management, purchases of passenger vehicles and related equipment. Project administration is through the state consolidated grant program.

FTA Section 5311 – This group contains projects serving the public transportation needs of rural communities. Projects include program administration; purchases of passenger vehicles; a 15%

apportionment for intercity bus program projects; operating assistance projects; and Rural Transit Assistance Program (RTAP) technical assistance. Project administration is through the state consolidated grant program.

FTA Section 5339 - Bus and Bus Facilities Formula Program – This program provides capital funding to replace, rehabilitate and purchase buses and related equipment and to construct bus-related facilities in rural and small urban areas. Project administration for the statewide apportionment is through WSDOT. Projects and funding distribution are determined through a competitive application process. Priority is given to projects in rural areas.

For a list of transit projects, contact WSDOT's Public Transportation Division at (360) 705-7919.

Performance Measures &amp; Targets Table

Performance Measure	2018 Target	2019 Target	2020 Target	2021 Target	2022 Target	2023 Target	2024 Target	2025 Target
<b>Safety</b>								
Number of fatalities	415.5	489.2	443.2	441.1	437.3	447.5	461.3	
Fatality rate per 100 million VMT	0.709	0.813	0.732	0.724	0.730	0.757	0.787	
Number of serious injuries	1,788.0	1,855.0	1,795.5	1,807.0	1,819.0	1,876.5	1,876.5	
Serious injury rate per 100 million vmt	3.058	3.068	2.968	2.944	3.042	3.178	3.272	
Number of non-motorized fatalities and non-motorized serious injuries	431.5	511.8	466.5	472.1	464.6	462.0	465.6	
<b>Bridge</b>								
Percent of NHS Bridges classified in poor condition (weighted by deck area)			10%		10%	<10%		<10%
Percent of NHS Bridges classified in good condition (weighted by deck area)			30%		30%	>30%		>30%
<b>Pavement</b>								
Percent of Interstate pavement on the NHS in good condition					30%	30%		30%
Percent of Interstate pavement on the NHS in poor condition					4%	4%		4%
Percent of non-interstate pavement on the NHS in good condition			45%		18%	45%		45%
Percent of non-interstate pavement on the NHS in poor condition			21%		5%	5%		5%
<b>Highway System Performance (Congestion)</b>								
Percent of person miles traveled on the Interstate System that are reliable			70%		68%	77.2%		72.5%
Percent of person miles traveled on the Non-Interstate NHS System that are reliable					61%	88.1%		88.4%
<b>National Freight Movement Program</b>								
Truck Travel Time Reliability (TTRR) Index			1.7		1.75	1.51		1.53
<b>Congestion Mitigation &amp; Air Quality Program</b>								
Non-Single Occupancy Vehicle (SOV) travel in Seattle Urbanized area			32.80%		33.20%	35.5%		36.8%
Non-Single Occupancy Vehicle (SOV) travel in Spokane Urbanized area						24%		25.1%
Non-Single Occupancy Vehicle (SOV) travel in Tri-Cities Urbanized area						21%		21.9%
Peak hours of Excessive Delay per capita in Seattle urbanized area					28	28		28
Peak hours of Excessive Delay per capita in Spokane urbanized area						10		10
Peak hours of Excessive Delay per capita in Tri-Cities urbanized area						4.5		4.5
Carbon Monoxide (CO) (kg/day)			309		309.06	19,274		34,928
Particulate Matter less than 10 microns (PM 10) (kg/day)			0.305		224	223,838		447,676
Particulate Matter less than 2.5 microns (PM 2.5) (kg/day)			2.1		8.7	2.16		5.31
Nitrogen Oxides (NOX) (kg/day)			54.88		116.54	42.64		84.12

### **Annual Obligation List**

WSDOT, in coordination with the 12 MPOs, provides an annual listing of projects obligated in the previous calendar year, to assist in the annual reporting requirements identified in 23 CFR Part 450.334 and 49 CFR part 613. CY 2023 obligations will be available on the individual MPO websites by April 1, 2024.

Draft

Washington State S. T. I. P.

2024 to 2027

(Project Funds to Nearest Dollar)

MPO/RTPO: BFCG

Y Inside

N Outside

November 17, 2023

County:

Agency: BFCG

Func Cls	Project Number	PIN	STIP ID	Imp Type	Total Project Length	Environmental Type	RW Required	Begin Termini	End Termini	Total Est. Cost of Project	STIP Amend. No.
00			WA-10725	18		CE	No	N/A	N/A	1,075,144	

2023-2025 Unified Planning Work Program

This project will support regional transportation tasks outlined in BFCG's UPWP during years 2023 and 2025 including the Regional Traffic Count Program.

**Funding**

Phase	Start Date	Federal	Fund Code	Federal Funds	State Fund Code	State Funds	Local Funds	Total
PL	2024		STBG(UL)	237,941		0	37,135	275,076
PL	2024		STBG(US)	7,832		0	1,222	9,054
PL	2024		STBG(R)	64,227		0	10,023	74,250
PL	2025		STBG(UL)	237,941		0	37,135	275,076
PL	2025		STBG(US)	7,832		0	1,222	9,054
PL	2025		STBG(R)	64,227		0	10,023	74,250
<b>Project Totals</b>				<b>620,000</b>		<b>0</b>	<b>96,760</b>	<b>716,760</b>

**Expenditure Schedule**

Phase	1st	2nd	3rd	4th	5th & 6th
ALL	358,381	358,381	358,381	0	0
<b>Totals</b>	<b>358,381</b>	<b>358,381</b>	<b>358,381</b>	<b>0</b>	<b>0</b>

	Federal Funds	State Funds	Local Funds	Total
<b>Agency Totals for BFCG</b>	<b>620,000</b>	<b>0</b>	<b>96,760</b>	<b>716,760</b>

Washington State S. T. I. P.

2024 to 2027

(Project Funds to Nearest Dollar)

MPO/RTPO: BFCG

Y Inside

N Outside

November 17, 2023

County: Franklin

Agency: Connell

Func Cls	Project Number	PIN	STIP ID	Imp Type	Total Project Length	Environmental Type	RW Required	Begin Termini	End Termini	Total Est. Cost of Project	STIP Amend. No.
00			WA-10805	03	3.520	CE	No	MP 110.45	MP 112.55	24,100,000	

Connell Rail Interchange

Relocating current switch yard to new location, for better mobility and ease of access.

**Funding**

Phase	Start Date	Federal Funds		State Funds		Local Funds	Total
		Federal	Fund Code	State Fund Code	State Funds		
PE	2024	0		WSDOT	600,000	0	600,000
<b>Project Totals</b>		<b>0</b>			<b>600,000</b>	<b>0</b>	<b>600,000</b>

**Expenditure Schedule**

Phase	1st	2nd	3rd	4th	5th & 6th
PE	600,000	0	0	0	0
CN	0	0	0	0	23,500,000
<b>Totals</b>	<b>600,000</b>	<b>0</b>	<b>0</b>	<b>0</b>	<b>23,500,000</b>



Washington State S. T. I. P.

2024 to 2027

(Project Funds to Nearest Dollar)

MPO/RTPO: BFCG

Y Inside

N Outside

November 17, 2023

County: Franklin

Agency: Connell

Func Cls	Project Number	PIN	STIP ID	Imp Type	Total Project Length	Environmental Type	RW Required	Begin Termini	End Termini	Total Est. Cost of Project	STIP Amend. No.
04			WA-00688	05		CE	No	City Limit	City Limit	35,000	

Street Preservation Program  
Overlays, seals,ETC.

Funding

Phase	Start Date	Federal	Fund Code	Federal Funds		State Funds		Local Funds	Total
						State Fund Code			
CN	2025			0		0		35,000	35,000
<b>Project Totals</b>				<b>0</b>		<b>0</b>		<b>35,000</b>	<b>35,000</b>

Expenditure Schedule

Phase	1st	2nd	3rd	4th	5th & 6th
CN	35,000	0	0	0	0
<b>Totals</b>	<b>35,000</b>	<b>0</b>	<b>0</b>	<b>0</b>	<b>0</b>

Federal Funds				State Funds	Local Funds	Total
<b>Agency Totals for Connell</b>				<b>0</b>	<b>600,000</b>	<b>35,000</b>
						<b>635,000</b>

Washington State S. T. I. P.

2024 to 2027

(Project Funds to Nearest Dollar)

MPO/RTPO: BFCG

Y Inside

N Outside

November 17, 2023

County: Franklin

Agency: Franklin Co.

Func Cls	Project Number	PIN	STIP ID	Imp Type	Total Project Length	Environmental Type	RW Required	Begin Termini	End Termini	Total Est. Cost of Project	STIP Amend. No.
05			WA-12304	04	1.140	CE	Yes	Int Sheffield - MP 21.45	Int R-170 - MP 22.59	1,530,000	

Glade North Road All-Weather Improvement VIII - Phase I

Construct to an all-weather road

**Funding**

Phase	Start Date	Federal	Fund Code	Federal Funds		State Funds		Local Funds	Total
				Federal Funds	State Fund Code	State Funds	Local Funds		
RW	2025			0	CRAB	252,000		28,000	280,000
CN	2026			0	CRAB	945,000		105,000	1,050,000
<b>Project Totals</b>				<b>0</b>		<b>1,197,000</b>		<b>133,000</b>	<b>1,330,000</b>

**Expenditure Schedule**

Phase	1st	2nd	3rd	4th	5th & 6th
RW	0	280,000	0	0	0
CN	0	0	1,050,000	0	0
<b>Totals</b>	<b>0</b>	<b>280,000</b>	<b>1,050,000</b>	<b>0</b>	<b>0</b>

Washington State S. T. I. P.

2024 to 2027

(Project Funds to Nearest Dollar)

MPO/RTPO: BFCG

Y Inside

N Outside

November 17, 2023

County: Franklin

Agency: Franklin Co.

Func Cls	Project Number	PIN	STIP ID	Imp Type	Total Project Length	Environmental Type	RW Required	Begin Termini	End Termini	Total Est. Cost of Project	STIP Amend. No.
05	Z911(001)		WA-12328	05	1.720	CE	No	Pasco City Limits (MP 0.32)	Int Clark Road (MP 2.04)	1,368,071	

Glade North Road Pavement Rehabilitation I  
 Pavement overlay and add illumination as needed.

**Funding**

Phase	Start Date	Federal Fund Code	Federal Funds		State Funds		Local Funds	Total
			Federal	Fund Code	State Fund Code	State Funds		
CN	2024	STBG		1,155,247		0	0	1,155,247
CN	2024	HIP(UL)		77,378		0	10,446	87,824
<b>Project Totals</b>				<b>1,232,625</b>		<b>0</b>	<b>10,446</b>	<b>1,243,071</b>

**Expenditure Schedule**

Phase	1st	2nd	3rd	4th	5th & 6th
CN	1,243,071	0	0	0	0
<b>Totals</b>	<b>1,243,071</b>	<b>0</b>	<b>0</b>	<b>0</b>	<b>0</b>

Washington State S. T. I. P.

2024 to 2027

(Project Funds to Nearest Dollar)

MPO/RTPO: BFCG

Y Inside

N Outside

November 17, 2023

County: Franklin

Agency: Franklin Co.

Func Cls	Project Number	PIN	STIP ID	Imp Type	Total Project Length	Environmental Type	RW Required	Begin Termini	End Termini	Total Est. Cost of Project	STIP Amend. No.
06	2011(054)		WA-10399	11	0.100	CE	No	6.22	6.32	923,775	

Hollingsworth Bridge #460-6.25

Replace structurally deficient timber bridge

**Funding**

Phase	Start Date	Federal Fund Code	Federal Funds		State Fund Code	State Funds	Local Funds	Total
			Federal	Fund Code				
CN	2024	BR	649,020		CRAB	171,940	0	820,960
<b>Project Totals</b>			<b>649,020</b>			<b>171,940</b>	<b>0</b>	<b>820,960</b>

**Expenditure Schedule**

Phase	1st	2nd	3rd	4th	5th & 6th
CN	820,960	0	0	0	0
<b>Totals</b>	<b>820,960</b>	<b>0</b>	<b>0</b>	<b>0</b>	<b>0</b>

Washington State S. T. I. P.

2024 to 2027

(Project Funds to Nearest Dollar)

MPO/RTPO: BFCG

Y Inside

N Outside

November 17, 2023

County: Franklin

Agency: Franklin Co.

Func Cls	Project Number	PIN	STIP ID	Imp Type	Total Project Length	Environmental Type	RW Required	Begin Termini	End Termini	Total Est. Cost of Project	STIP Amend. No.
05	F113(001)		WA-13791	04	1.140	CE	No	2.13	3.27	2,135,000	

North Railroad Avenue

Widen and overlay existing road

**Funding**

Phase	Start Date	Federal Fund Code	Federal Funds	State Fund Code	State Funds	Local Funds	Total
CN	2025	STBG(R)	1,717,025		0	267,975	1,985,000
<b>Project Totals</b>			<b>1,717,025</b>		<b>0</b>	<b>267,975</b>	<b>1,985,000</b>

**Expenditure Schedule**

Phase	1st	2nd	3rd	4th	5th & 6th
CN	0	1,985,000	0	0	0
<b>Totals</b>	<b>0</b>	<b>1,985,000</b>	<b>0</b>	<b>0</b>	<b>0</b>

Washington State S. T. I. P.

2024 to 2027

(Project Funds to Nearest Dollar)

MPO/RTPO: BFCG

Y Inside

N Outside

November 17, 2023

County: Franklin

Agency: Franklin Co.

Func Cls	Project Number	PIN	STIP ID	Imp Type	Total Project Length	Environmental Type	RW Required	Begin Termini	End Termini	Total Est. Cost of Project	STIP Amend. No.
05	000S(641)		WA-12309	21	4.950	CE	No	Varies	Varies	2,024,000	

Taylor Flats and Ringold Road Safety Improvements

Widen shoulders, flatten slopes, add/upgrade guardrail and add rumble strips.

**Funding**

Phase	Start Date	Federal Fund Code	Federal Funds	State Fund Code	State Funds	Local Funds	Total
CN	2025	HSIP	1,620,000		0	180,000	1,800,000
<b>Project Totals</b>			<b>1,620,000</b>		<b>0</b>	<b>180,000</b>	<b>1,800,000</b>

**Expenditure Schedule**

Phase	1st	2nd	3rd	4th	5th & 6th
CN	0	1,800,000	0	0	0
<b>Totals</b>	<b>0</b>	<b>1,800,000</b>	<b>0</b>	<b>0</b>	<b>0</b>

Washington State S. T. I. P.

2024 to 2027

(Project Funds to Nearest Dollar)

MPO/RTPO: BFCG

Y Inside

N Outside

November 17, 2023

County: Franklin

Agency: Franklin Co.

Func Cls	Project Number	PIN	STIP ID	Imp Type	Total Project Length	Environmental Type	RW Required	Begin Termini	End Termini	Total Est. Cost of Project	STIP Amend. No.
05	E112(003)		WA-09037	04	2.090	CE	No	Clark Road	Selph Landing Road	3,665,000	

Taylor Flats Road All-Weather Improvement I

Reconstruct and resurface to an all-weather standard.

**Funding**

Phase	Start Date	Federal	Fund Code	Federal Funds	State Fund Code	State Funds	Local Funds	Total
CN	2026		STBG(R)	2,962,625		0	462,375	3,425,000
<b>Project Totals</b>				<b>2,962,625</b>		<b>0</b>	<b>462,375</b>	<b>3,425,000</b>

**Expenditure Schedule**

Phase	1st	2nd	3rd	4th	5th & 6th
CN	0	0	3,425,000	0	0
<b>Totals</b>	<b>0</b>	<b>0</b>	<b>3,425,000</b>	<b>0</b>	<b>0</b>

Washington State S. T. I. P.

2024 to 2027

(Project Funds to Nearest Dollar)

MPO/RTPO: BFCG

Y Inside

N Outside

November 17, 2023

County: Franklin

Agency: Franklin Co.

Func Cls	Project Number	PIN	STIP ID	Imp Type	Total Project Length	Environmental Type	RW Required	Begin Termini	End Termini	Total Est. Cost of Project	STIP Amend. No.
06	2011(055)		WA-14890	11	0.100	CE	Yes	MP 2.67	MP 2.77	1,847,860	

Vineyard Drive East Bridge #886-2.74 Replacement  
 Replace structurally deficient timber bridge

**Funding**

Phase	Start Date	Federal	Fund Code	Federal Funds		State Funds		Local Funds	Total
						State Fund Code			
RW	2024		BR	10,000			0	1,560	11,560
CN	2026		BR	1,076,724			0	177,474	1,254,198
<b>Project Totals</b>				<b>1,086,724</b>			<b>0</b>	<b>179,034</b>	<b>1,265,758</b>

**Expenditure Schedule**

Phase	1st	2nd	3rd	4th	5th & 6th
RW	11,560	0	0	0	0
CN	0	0	1,254,198	0	0
<b>Totals</b>	<b>11,560</b>	<b>0</b>	<b>1,254,198</b>	<b>0</b>	<b>0</b>



Washington State S. T. I. P.

2024 to 2027

(Project Funds to Nearest Dollar)

MPO/RTPO: BFCG

Y Inside

N Outside

November 17, 2023

County: Franklin

Agency: Franklin Co.

Func Cls	Project Number	PIN	STIP ID	Imp Type	Total Project Length	Environmental Type	RW Required	Begin Termini	End Termini	Total Est. Cost of Project	STIP Amend. No.
06			WA-15400	04		CE	Yes	Intersection	Intersection	2,381,000	

Vineyard Drive West and North Railroad Avenue Intersection

Reconstruct and widen intersection.

Funding

Phase	Start Date	Federal Fund Code	Federal Funds	State Fund Code	State Funds	Local Funds	Total
RW	2025		0	CRAB	158,400	17,600	176,000
<b>Project Totals</b>			<b>0</b>		<b>158,400</b>	<b>17,600</b>	<b>176,000</b>

Expenditure Schedule

Phase	1st	2nd	3rd	4th	5th & 6th
RW	0	176,000	0	0	0
CN	0	0	0	0	1,988,000
<b>Totals</b>	<b>0</b>	<b>176,000</b>	<b>0</b>	<b>0</b>	<b>1,988,000</b>

Agency Totals for Franklin Co.	Federal Funds	State Funds	Local Funds	Total
	9,268,019	1,527,340	1,250,430	12,045,789

Washington State S. T. I. P.

2024 to 2027

(Project Funds to Nearest Dollar)

MPO/RTPO: BFCG

Y Inside

N Outside

November 17, 2023

County: Benton

Agency: Kennewick

Func Cls	Project Number	PIN	STIP ID	Imp Type	Total Project Length	Environmental Type	RW Required	Begin Termini	End Termini	Total Est. Cost of Project	STIP Amend. No.
03			kenn91	04	0.100	CE	Yes	Steptoe	Arrowhead	980,000	

Arrowhead & Steptoe Traffic Signal

Traffic signal construction.

**Funding**

Phase	Start Date	Federal Funds		State Funds		Local Funds	Total
		Federal	Fund Code	State Fund Code	State Funds		
PE	2024				0	80,000	80,000
RW	2024				0	50,000	50,000
CN	2024				0	850,000	850,000
<b>Project Totals</b>					<b>0</b>	<b>980,000</b>	<b>980,000</b>

**Expenditure Schedule**

Phase	1st	2nd	3rd	4th	5th & 6th
PE	80,000	0	0	0	0
RW	50,000	0	0	0	0
CN	850,000	0	0	0	0
<b>Totals</b>	<b>980,000</b>	<b>0</b>	<b>0</b>	<b>0</b>	<b>0</b>

Washington State S. T. I. P.

2024 to 2027

(Project Funds to Nearest Dollar)

MPO/RTPO: BFCG

Y Inside

N Outside

November 17, 2023

County: Benton

Agency: Kennewick

Func Cls	Project Number	PIN	STIP ID	Imp Type	Total Project Length	Environmental Type	RW Required	Begin Termini	End Termini	Total Est. Cost of Project	STIP Amend. No.
03			WA-07765	03	0.750	CE	Yes	Quinault Avenue	Deschutes Avenue	15,510,000	

Columbia Center Boulevard Widening (Deschutes to Quinault)

Construct new 3rd northbound and southbound through lanes, curb, gutter, sidewalk, storm drainage, illumination, signal modifications. At Quinault, construct 2nd eastbound lane.

**Funding**

Phase	Start Date	Federal	Fund Code	Federal Funds	State Fund Code	State Funds	Local Funds	Total
PE	2024		STBG(UL)	666,050		0	103,950	770,000
RW	2025		STBG(UL)	1,989,500		0	310,500	2,300,000
<b>Project Totals</b>				<b>2,655,550</b>		<b>0</b>	<b>414,450</b>	<b>3,070,000</b>

**Expenditure Schedule**

Phase	1st	2nd	3rd	4th	5th & 6th
PE	770,000	0	0	0	0
RW	0	2,300,000	0	0	0
<b>Totals</b>	<b>770,000</b>	<b>2,300,000</b>	<b>0</b>	<b>0</b>	<b>0</b>

Washington State S. T. I. P.

2024 to 2027

(Project Funds to Nearest Dollar)

MPO/RTPO: BFCG

Y Inside

N Outside

November 17, 2023

County: Benton

Agency: Kennewick

Func Cls	Project Number	PIN	STIP ID	Imp Type	Total Project Length	Environmental Type	RW Required	Begin Termini	End Termini	Total Est. Cost of Project	STIP Amend. No.
07			kenn104	21	0.150	CE	Yes	4th Ave.	Kennewick Ave.	789,000	

Conway St. School Zone Improvements (Westgate Elementary)

Reduced curb radii, new marked crosswalk, raised crosswalk, green pavement/bicycle intersection crossing markings, rectangular rapid flashing beacon (RRFB), pedestrian scale crossing illumination, ADA curb ramps, bike lanes, sidewalk with curb and buffer, and add retaining wall.

**Funding**

Phase	Start Date	Federal	Fund Code	Federal Funds	State Fund Code	State Funds	Local Funds	Total
PE	2024			0	SRTS	54,478	0	54,478
RW	2024			0	SRTS	9,000	0	9,000
CN	2025			0	SRTS	687,754	37,768	725,522
<b>Project Totals</b>				<b>0</b>		<b>751,232</b>	<b>37,768</b>	<b>789,000</b>

**Expenditure Schedule**

Phase	1st	2nd	3rd	4th	5th & 6th
PE	54,478	0	0	0	0
RW	9,000	0	0	0	0
CN	0	725,522	0	0	0
<b>Totals</b>	<b>63,478</b>	<b>725,522</b>	<b>0</b>	<b>0</b>	<b>0</b>

Washington State S. T. I. P.

2024 to 2027

(Project Funds to Nearest Dollar)

MPO/RTPO: BFCG

Y Inside

N Outside

November 17, 2023

County: Benton

Agency: Kennewick

Func Cls	Project Number	PIN	STIP ID	Imp Type	Total Project Length	Environmental Type	RW Required	Begin Termini	End Termini	Total Est. Cost of Project	STIP Amend. No.
00			kenn105	28	0.080	EA	No	Columbia Gardens Wine Village	400' to the east	300,000	

Duffy's Pond Trail

Construct hard surfacing pathway along the south side of Duffy's Pond, providing a missing link to the trail system both east and west of this site.

**Funding**

Phase	Start Date	Federal	Fund Code	Federal Funds	State Fund Code	State Funds	Local Funds	Total
PE	2024			0		0	50,000	50,000
CN	2026			0	OTHER	38,000	212,000	250,000
<b>Project Totals</b>				<b>0</b>		<b>38,000</b>	<b>262,000</b>	<b>300,000</b>

**Expenditure Schedule**

Phase	1st	2nd	3rd	4th	5th & 6th
PE	50,000	0	0	0	0
CN	0	0	250,000	0	0
<b>Totals</b>	<b>50,000</b>	<b>0</b>	<b>250,000</b>	<b>0</b>	<b>0</b>

Washington State S. T. I. P.

2024 to 2027

(Project Funds to Nearest Dollar)

MPO/RTPO: BFCG

Y Inside

N Outside

November 17, 2023

County: Benton

Agency: Kennewick

Func Cls	Project Number	PIN	STIP ID	Imp Type	Total Project Length	Environmental Type	RW Required	Begin Termini	End Termini	Total Est. Cost of Project	STIP Amend. No.
00			kenn103	28	0.620	CE	Yes	Steptoe St.	Center Parkway	2,593,000	

Keene Trail Extension (Steptoe to Center Parkway)

Ped Countdown Signal, New Marked Crosswalk, Median Refuge Island, Green Pavement/Bicycle Intersection Crossing Markings, Hybrid Beacon (HAWK), Pedestrian Crossing Illumination, Curb Ramps, Audible Pedestrian Signal, Shared-use Path/Trail.

**Funding**

Phase	Start Date	Federal	Fund Code	Federal Funds		State Funds	Local Funds	Total
				State Fund Code	State Funds			
PE	2024			0	Ped/Bike Program	36,000	4,000	40,000
RW	2024			0	Ped/Bike Program	1,806,119	193,881	2,000,000
CN	2025			0	Ped/Bike Program	497,700	55,300	553,000
<b>Project Totals</b>				<b>0</b>		<b>2,339,819</b>	<b>253,181</b>	<b>2,593,000</b>

**Expenditure Schedule**

Phase	1st	2nd	3rd	4th	5th & 6th
PE	40,000	0	0	0	0
RW	2,000,000	0	0	0	0
CN	0	553,000	0	0	0
<b>Totals</b>	<b>2,040,000</b>	<b>553,000</b>	<b>0</b>	<b>0</b>	<b>0</b>

Washington State S. T. I. P.

2024 to 2027

(Project Funds to Nearest Dollar)

MPO/RTPO: BFCG

Y Inside

N Outside

November 17, 2023

County: Benton

Agency: Kennewick

Func Cls	Project Number	PIN	STIP ID	Imp Type	Total Project Length	Environmental Type	RW Required	Begin Termini	End Termini	Total Est. Cost of Project	STIP Amend. No.
03	9903(018)		kenn90	03	0.100	CE	Yes	I/S Quinault	I/S Columbia Center Blvd	2,280,000	

Quinault & Columbia Center Blvd. Intersection

Project will provide a second left-turn lane for added turning capacity for east-bound traffic turning north onto Columbia Center Blvd. A second through-lane is being provided for west-bound traffic on Quinault Ave. along with an additional lane southbound that will turn into the Red Lion. In addition, proposed work will be in preparation for extending third lane south of the intersection for north and south-bound traffic on Columbia Center Blvd.

**Funding**

Phase	Start Date	Federal Fund Code	Federal Funds	State Fund Code	State Funds	Local Funds	Total
CN	2024	STBG(UL)	1,712,700		0	267,300	1,980,000
<b>Project Totals</b>			<b>1,712,700</b>		<b>0</b>	<b>267,300</b>	<b>1,980,000</b>

**Expenditure Schedule**

Phase	1st	2nd	3rd	4th	5th & 6th
CN	1,980,000	0	0	0	0
<b>Totals</b>	<b>1,980,000</b>	<b>0</b>	<b>0</b>	<b>0</b>	<b>0</b>

	Federal Funds	State Funds	Local Funds	Total
<b>Agency Totals for Kennewick</b>	<b>4,368,250</b>	<b>3,129,051</b>	<b>2,214,699</b>	<b>9,712,000</b>

Washington State S. T. I. P.

2024 to 2027

(Project Funds to Nearest Dollar)

MPO/RTPO: BFCG

Y Inside

N Outside

November 17, 2023

County: Franklin

Agency: Pasco

Func Cls	Project Number	PIN	STIP ID	Imp Type	Total Project Length	Environmental Type	RW Required	Begin Termini	End Termini	Total Est. Cost of Project	STIP Amend. No.
04	3534(004)		WA-14921	21	0.300	CE	No	Vicinity West A St.	Vicinity South 6th Ave	702,000	

A Street and 6th Avenue Pedestrian Crossing Improvements

Install Rectangular Rapid Flashing Beacons, curb extensions, illumination, signing, pavement markings, and curb ramps.

**Funding**

Phase	Start Date	Federal Fund Code	Federal Funds	State Fund Code	State Funds	Local Funds	Total
CN	2024	HSIP	552,000		0	0	552,000
<b>Project Totals</b>			<b>552,000</b>		<b>0</b>	<b>0</b>	<b>552,000</b>

**Expenditure Schedule**

Phase	1st	2nd	3rd	4th	5th & 6th
CN	552,000	0	0	0	0
<b>Totals</b>	<b>552,000</b>	<b>0</b>	<b>0</b>	<b>0</b>	<b>0</b>



Washington State S. T. I. P.

2024 to 2027

(Project Funds to Nearest Dollar)

MPO/RTPO: BFCG

Y Inside

N Outside

November 17, 2023

County: Franklin

Agency: Pasco

Func Cls	Project Number	PIN	STIP ID	Imp Type	Total Project Length	Environmental Type	RW Required	Begin Termini	End Termini	Total Est. Cost of Project	STIP Amend. No.
03	9911(012)		WA-12647	04	0.080	CE	Yes	Vicinity of Court Street	Vicinity of Court Street	4,424,376	

Court Street & Road 68 Intersection Improvements

The project will consist of the design and construction of intersection control measures. This intersection has proven to be unsafe and in need of improvement due to an increase in the Average Daily Traffic (ADT) demands associated with the development in the area that has added additional vehicles to this intersection. A roundabout was selected during the PE phase.

**Funding**

Phase	Start Date	Federal Fund Code	Federal Funds		State Fund Code	State Funds	Local Funds	Total
			Federal	Funds				
CN	2024	STBG(UL)		1,535,731		0	459,681	1,995,412
CN	2024			0	TIB	1,600,000	0	1,600,000
<b>Project Totals</b>				<b>1,535,731</b>		<b>1,600,000</b>	<b>459,681</b>	<b>3,595,412</b>

**Expenditure Schedule**

Phase	1st	2nd	3rd	4th	5th & 6th
CN	3,595,412	0	0	0	0
<b>Totals</b>	<b>3,595,412</b>	<b>0</b>	<b>0</b>	<b>0</b>	<b>0</b>

Washington State S. T. I. P.

2024 to 2027

(Project Funds to Nearest Dollar)

MPO/RTPO: BFCG

Y Inside

N Outside

November 17, 2023

County: Franklin

Agency: Pasco

Func Cls	Project Number	PIN	STIP ID	Imp Type	Total Project Length	Environmental Type	RW Required	Begin Termini	End Termini	Total Est. Cost of Project	STIP Amend. No.
02			WA-13807	03	0.650	CE	No	Sandifur Pkwy	Chapel Hill Blvd	7,000,000	

I-182 Broadmoor Blvd Interchange Improvements

The proposed project will improve traffic operations at the ramp terminals, providing capacity to support near-term project growth at the interchange while also addressing existing safety concerns at the I-182 off-ramps and ramp terminals. In addition, the project will include improvements for bicyclists and pedestrians along Broadmoor Boulevard through the interchange.

**Funding**

Phase	Start Date	Federal Fund Code	Federal Funds		Local Funds	Total
			State Fund Code	State Funds		
CN	2024			0	0	4,678,723
<b>Project Totals</b>				<b>0</b>	<b>0</b>	<b>4,678,723</b>

**Expenditure Schedule**

Phase	1st	2nd	3rd	4th	5th & 6th
CN	4,678,723	0	0	0	0
<b>Totals</b>	<b>4,678,723</b>	<b>0</b>	<b>0</b>	<b>0</b>	<b>0</b>

Washington State S. T. I. P.

2024 to 2027

(Project Funds to Nearest Dollar)

MPO/RTPO: BFCG

Y Inside

N Outside

November 17, 2023

County: Franklin

Agency: Pasco

Func Cls	Project Number	PIN	STIP ID	Imp Type	Total Project Length	Environmental Type	RW Required	Begin Termini	End Termini	Total Est. Cost of Project	STIP Amend. No.
04			WA-15364	28	0.200	CE	No	I-182 WB on-ramp	I-182 EB off-ramp	8,000,000	

I-182/Broadmoor Blvd Ped/Bike Overpass

Construct a ped/bike bridge with a multi-use pathway across I-182 on the west side of the existing overpass, between ramp terminals.

Funding

Phase	Start Date	Federal	Fund Code	Federal Funds		State Funds		Local Funds	Total
						State Fund Code	State Funds		
PE	2024			0			0	700,000	700,000
<b>Project Totals</b>				<b>0</b>			<b>0</b>	<b>700,000</b>	<b>700,000</b>

Expenditure Schedule

Phase	1st	2nd	3rd	4th	5th & 6th
PE	700,000	0	0	0	0
<b>Totals</b>	<b>700,000</b>	<b>0</b>	<b>0</b>	<b>0</b>	<b>0</b>

Washington State S. T. I. P.

2024 to 2027

(Project Funds to Nearest Dollar)

MPO/RTPO: BFCG

Y Inside

N Outside

November 17, 2023

County: Franklin

Agency: Pasco

Func Cls	Project Number	PIN	STIP ID	Imp Type	Total Project Length	Environmental Type	RW Required	Begin Termini	End Termini	Total Est. Cost of Project	STIP Amend. No.
05			WA-15361	21	0.240	CE	No	Road 90/Road 88	Road 90/Road 88	1,099,056	

Sandifur Parkway/ Road 90 and Argent Road/ Road 88 Pedestrian Crossings

Curb extensions/bulb-outs, crossing advance stop bars, median refuge island, reduced curb radii, stop signs, new marked crosswalks, rectangular rapid flashing beacon (RRFB), lane width reduction, sidewalk (5' +) with curb, pedestrian scale crossing illumination, ADA curb ramps

**Funding**

Phase	Start Date	Federal	Fund Code	Federal Funds		State Funds		Local Funds	Total
						State Fund Code	State Funds		
PE	2024			0		SRTS	157,008	0	157,008
CN	2025			0		SRTS	881,400	60,648	942,048
<b>Project Totals</b>				<b>0</b>			<b>1,038,408</b>	<b>60,648</b>	<b>1,099,056</b>

**Expenditure Schedule**

Phase	1st	2nd	3rd	4th	5th & 6th
PE	157,008	0	0	0	0
CN	0	942,048	0	0	0
<b>Totals</b>	<b>157,008</b>	<b>942,048</b>	<b>0</b>	<b>0</b>	<b>0</b>

Washington State S. T. I. P.

2024 to 2027

(Project Funds to Nearest Dollar)

MPO/RTPO: BFCG

Y Inside

N Outside

November 17, 2023

County: Franklin

Agency: Pasco

Func Cls	Project Number	PIN	STIP ID	Imp Type	Total Project Length	Environmental Type	RW Required	Begin Termini	End Termini	Total Est. Cost of Project	STIP Amend. No.
04			WA-12238	28	0.180	CE	No	32nd Ave	28th Ave	3,730,000	

Sylvester Street Overpass Pedestrian/Bicycle Access

Pedestrian/Bicyclist Overpass, Sidewalk (6'+) with curb, ADA Curb Ramps, Shared-use Path/Trail, Bridge (Part of Shared-use Path)

**Funding**

Phase	Start Date	Federal Funds		State Fund Code	State Funds	Local Funds	Total
		Federal	Fund Code				
PE	2024	0		Ped/Bike Program	167,660	0	167,660
PE	2024	0		CCPP	373,000	0	373,000
CN	2025	0		Ped/Bike Program	3,189,340	0	3,189,340
<b>Project Totals</b>		<b>0</b>			<b>3,730,000</b>	<b>0</b>	<b>3,730,000</b>

**Expenditure Schedule**

Phase	1st	2nd	3rd	4th	5th & 6th
PE	540,660	0	0	0	0
CN	0	3,189,340	0	0	0
<b>Totals</b>	<b>540,660</b>	<b>3,189,340</b>	<b>0</b>	<b>0</b>	<b>0</b>

Federal Funds		State Funds	Local Funds	Total
<b>Agency Totals for Pasco</b>		<b>2,087,731</b>	<b>6,368,408</b>	<b>5,899,052</b>

Washington State S. T. I. P.

2024 to 2027

(Project Funds to Nearest Dollar)

MPO/RTPO: BFCG

Y Inside

N Outside

November 17, 2023

County: Benton

Agency: Richland

Func Cls	Project Number	PIN	STIP ID	Imp Type	Total Project Length	Environmental Type	RW Required	Begin Termini	End Termini	Total Est. Cost of Project	STIP Amend. No.
03			WA-12723	03	1.300	CE	Yes	Bradley Blvd	Torbett St.	16,781,600	

Downtown Connectivity Improvements

Reconfiguring George Washington Way, Jadwin Ave, and Symons Street to one-way couplet, geometric changes to several intersections, reconfigure and replace traffic signals, repurpose road width for buffered-protected bike lanes, wider sidewalks, on-street parking, bump-outs, pavement markings, signage, streetlights, stormwater drainage enhancements, and pedestrian crossing enhancements. Includes traffic signal changes throughout the corridor, signal coordination, bicycle and pedestrian enhancements at intersections, and pedestrian hybrid beacons. Also, includes modifications to cross-streets Jadwin Ave, Lee Blvd, Knight Street, Mansfield St, Newton St, Swift Blvd, Guyer Ave, Gowen Ave, Kadlec Way, Williams Blvd, Hains Ave, Haupt Ave, Hunt Ave, Stanley Street and Symons Ave.

Funding

Phase	Start Date	Federal	Fund Code	Federal Funds	State Fund Code	State Funds	Local Funds	Total
CN	2024			0		0	11,000,000	11,000,000
CN	2024		TA(UL)	500,000	TIB	3,400,000	850,000	4,750,000
<b>Project Totals</b>				<b>500,000</b>		<b>3,400,000</b>	<b>11,850,000</b>	<b>15,750,000</b>

Expenditure Schedule

Phase	1st	2nd	3rd	4th	5th & 6th
CN	15,750,000	0	0	0	0
<b>Totals</b>	<b>15,750,000</b>	<b>0</b>	<b>0</b>	<b>0</b>	<b>0</b>

Washington State S. T. I. P.

2024 to 2027

(Project Funds to Nearest Dollar)

MPO/RTPO: BFCG

Y Inside

N Outside

November 17, 2023

County: Benton

Agency: Richland

Func Cls	Project Number	PIN	STIP ID	Imp Type	Total Project Length	Environmental Type	RW Required	Begin Termini	End Termini	Total Est. Cost of Project	STIP Amend. No.
06			WA-15073	28	0.260	CE	No	Davenport Street	Gillespie Street	304,493	

Jadwin Avenue Sidewalk Improvements

Construct sidewalk, ADA curb ramp improvements, and enhanced pedestrian crossings.

Funding

Phase	Start Date	Federal	Fund Code	Federal Funds		State Funds		Local Funds	Total
				Federal Funds	State Fund Code	State Funds	Local Funds		
CN	2024			0	TIB	207,991		73,079	281,070
<b>Project Totals</b>				<b>0</b>		<b>207,991</b>		<b>73,079</b>	<b>281,070</b>

Expenditure Schedule

Phase	1st	2nd	3rd	4th	5th & 6th
CN	281,070	0	0	0	0
<b>Totals</b>	<b>281,070</b>	<b>0</b>	<b>0</b>	<b>0</b>	<b>0</b>

Washington State S. T. I. P.

2024 to 2027

(Project Funds to Nearest Dollar)

MPO/RTPO: BFCG

Y Inside

N Outside

November 17, 2023

County: Benton

Agency: Richland

Func Cls	Project Number	PIN	STIP ID	Imp Type	Total Project Length	Environmental Type	RW Required	Begin Termini	End Termini	Total Est. Cost of Project	STIP Amend. No.
03	9903(023)		R031	03	0.680	CE	Yes	I-182	Comstock Street	6,129,489	

South George Washington Way Intersection Improvements

Upgrade and reconfigure intersection of George Washington Way/Columbia Point Drive/Adams Street to improve safety, capacity, and mobility. Includes widening for additional southbound lane from GWW/Comstock Street to ramp terminals, additional westbound lane on Columbia Point Drive, signal replacements, illumination, curb and gutter, sidewalk, pavement markings, signs, and landscaping. Includes a grade separated pedestrian crossing. Also includes modifying the WB I-182, NB SR 240, and SB SR 240 ramps to improve safety.

**Funding**

Phase	Start Date	Federal Fund Code	Federal Funds	State Fund Code	State Funds	Local Funds	Total
CN	2024	STBG(UL)	2,761,793		0	1,985,631	4,747,424
<b>Project Totals</b>			<b>2,761,793</b>		<b>0</b>	<b>1,985,631</b>	<b>4,747,424</b>

**Expenditure Schedule**

Phase	1st	2nd	3rd	4th	5th & 6th
CN	4,747,424	0	0	0	0
<b>Totals</b>	<b>4,747,424</b>	<b>0</b>	<b>0</b>	<b>0</b>	<b>0</b>



Washington State S. T. I. P.

2024 to 2027

(Project Funds to Nearest Dollar)

MPO/RTPO: BFCG

Y Inside

N Outside

November 17, 2023

County: Benton

Agency: Richland

Func Cls	Project Number	PIN	STIP ID	Imp Type	Total Project Length	Environmental Type	RW Required	Begin Termini	End Termini	Total Est. Cost of Project	STIP Amend. No.
02			WA-14277	28	0.100	CE	No	Airport Way	Airport Way	300,000	

SR-240 and Airport Way Pedestrian Crossing

Construct pedestrian crossing at Airport Way to cross SR-240 and connect to trail.

Funding

Phase	Start Date	Federal Fund Code	Federal Funds		State Funds		Local Funds	Total
			Federal	State	State	State		
CN	2024		0		0		285,000	285,000
<b>Project Totals</b>			<b>0</b>		<b>0</b>		<b>285,000</b>	<b>285,000</b>

Expenditure Schedule

Phase	1st	2nd	3rd	4th	5th & 6th
CN	285,000	0	0	0	0
<b>Totals</b>	<b>285,000</b>	<b>0</b>	<b>0</b>	<b>0</b>	<b>0</b>

Washington State S. T. I. P.

2024 to 2027

(Project Funds to Nearest Dollar)

MPO/RTPO: BFCG

Y Inside

N Outside

November 17, 2023

County: Benton

Agency: Richland

Func Cls	Project Number	PIN	STIP ID	Imp Type	Total Project Length	Environmental Type	RW Required	Begin Termini	End Termini	Total Est. Cost of Project	STIP Amend. No.
00	000S(652)		WA-14255	21		CE	Yes	Various	Various	598,000	

Systemic Pedestrian Crossing Safety Improvements

Install rectangular rapid flashing beacons, median refuge islands, signal poles and mast arms for mounting RRFBs overhead, signing, markings, and curb ramps.

**Funding**

Phase	Start Date	Federal	Fund Code	Federal Funds	State Fund Code	State Funds	Local Funds	Total
CN	2024		HSIP	338,000	TIB	150,000	0	488,000
<b>Project Totals</b>				<b>338,000</b>		<b>150,000</b>	<b>0</b>	<b>488,000</b>

**Expenditure Schedule**

Phase	1st	2nd	3rd	4th	5th & 6th
CN	488,000	0	0	0	0
<b>Totals</b>	<b>488,000</b>	<b>0</b>	<b>0</b>	<b>0</b>	<b>0</b>

Washington State S. T. I. P.

2024 to 2027

(Project Funds to Nearest Dollar)

MPO/RTPO: BFCG

Y Inside

N Outside

November 17, 2023

County: Benton

Agency: Richland

Func Cls	Project Number	PIN	STIP ID	Imp Type	Total Project Length	Environmental Type	RW Required	Begin Termini	End Termini	Total Est. Cost of Project	STIP Amend. No.
04	000S(653)		WA-14254	21		CE	Yes	Various	Various	1,379,000	

Systemic Stop-Controlled Intersections Safety Improvements

Install advance intersection warning system, mini roundabouts, curb extensions, signing, pavement markings, and additional traffic control.

**Funding**

Phase	Start Date	Federal Fund Code	Federal Funds	State Fund Code	State Funds	Local Funds	Total
CN	2024	HSIP	1,109,000		0	0	1,109,000
<b>Project Totals</b>			<b>1,109,000</b>		<b>0</b>	<b>0</b>	<b>1,109,000</b>

**Expenditure Schedule**

Phase	1st	2nd	3rd	4th	5th & 6th
CN	1,109,000	0	0	0	0
<b>Totals</b>	<b>1,109,000</b>	<b>0</b>	<b>0</b>	<b>0</b>	<b>0</b>

	Federal Funds	State Funds	Local Funds	Total
<b>Agency Totals for Richland</b>	<b>4,708,793</b>	<b>3,757,991</b>	<b>14,193,710</b>	<b>22,660,494</b>

Washington State S. T. I. P.

2024 to 2027

(Project Funds to Nearest Dollar)

MPO/RTPO: BFCG

Y Inside

N Outside

November 17, 2023

County: Benton

Agency: West Richland

Func Cls	Project Number	PIN	STIP ID	Imp Type	Total Project Length	Environmental Type	RW Required	Begin Termini	End Termini	Total Est. Cost of Project	STIP Amend. No.
04	3435(009)		WA-13463	28	1.300	CE	No	Belmont Blvd	SR224	724,800	

Keene Road Pathway Phase 4

Construct Asphalt Concrete Pathway.

CN is fully funded with federal funds using Toll Credits as local match.

**Funding**

Phase	Start Date	Federal	Fund Code	Federal Funds	State Fund Code	State Funds	Local Funds	Total
CN	2024		TA(UL)	626,000		0	0	626,000
<b>Project Totals</b>				<b>626,000</b>		<b>0</b>	<b>0</b>	<b>626,000</b>

**Expenditure Schedule**

Phase	1st	2nd	3rd	4th	5th & 6th
CN	626,000	0	0	0	0
<b>Totals</b>	<b>626,000</b>	<b>0</b>	<b>0</b>	<b>0</b>	<b>0</b>

	Federal Funds	State Funds	Local Funds	Total
<b>Agency Totals for West Richland</b>	<b>626,000</b>	<b>0</b>	<b>0</b>	<b>626,000</b>

Washington State S. T. I. P.

2024 to 2027

(Project Funds to Nearest Dollar)

MPO/RTPO: CDTC

Y Inside

N Outside

November 17, 2023

County:

Agency: CDTC

Func Cls	Project Number	PIN	STIP ID	Imp Type	Total Project Length	Environmental Type	RW Required	Begin Termini	End Termini	Total Est. Cost of Project	STIP Amend. No.
00			WA-14938	18	0.000	CE	No	0.00	0.00	404,000	

Metropolitan Planning 2024-2027

Metropolitan transportation planning activities included in the 2024-2027 Unified Planning Work Program. Project is fully funded with federal funds using Toll Credits for local match.

**Funding**

Phase	Start Date	Federal	Fund Code	Federal Funds		State Fund Code	State Funds	Local Funds	Total
PL	2024		STBG(R)	52,000			0	0	52,000
PL	2024		STBG(UM)	52,000			0	0	52,000
PL	2025		STBG(R)	50,000			0	0	50,000
PL	2025		STBG(UM)	50,000			0	0	50,000
PL	2026		STBG(R)	50,000			0	0	50,000
PL	2026		STBG(UM)	50,000			0	0	50,000
PL	2027		STBG(R)	50,000			0	0	50,000
PL	2027		STBG(UM)	50,000			0	0	50,000
<b>Project Totals</b>				<b>404,000</b>			<b>0</b>	<b>0</b>	<b>404,000</b>

Washington State S. T. I. P.

2024 to 2027

(Project Funds to Nearest Dollar)

MPO/RTPO: CDTC

Y Inside

N Outside

November 17, 2023

County:

Agency: CDTC

Expenditure Schedule

Phase	1st	2nd	3rd	4th	5th & 6th
PL	104,000	100,000	100,000	100,000	0
<b>Totals</b>	<b>104,000</b>	<b>100,000</b>	<b>100,000</b>	<b>100,000</b>	<b>0</b>

	Federal Funds	State Funds	Local Funds	Total
<b>Agency Totals for CDTC</b>	<b>404,000</b>	<b>0</b>	<b>0</b>	<b>404,000</b>

Washington State S. T. I. P.

2024 to 2027

(Project Funds to Nearest Dollar)

MPO/RTPO: CDTC

Y Inside

N Outside

November 17, 2023

County: Chelan

Agency: Chelan

Func Cls	Project Number	PIN	STIP ID	Imp Type	Total Project Length	Environmental Type	RW Required	Begin Termini	End Termini	Total Est. Cost of Project	STIP Amend. No.
04			WA-15319	28	0.090	CE	No	E. Okanogan Ave.	E. Wapato Ave.	819,759	

Sanders St. Pedestrian Improvements

Installation of crosswalks, curb bulb-outs, ADA ramps, illumination and improvements to bike lane striping for improved pedestrian and bike safety along the Sanders St. corridor at Okanogan Ave. and Wapato Ave.

**Funding**

Phase	Start Date	Federal	Fund Code	Federal Funds	State Fund Code	State Funds	Local Funds	Total
PE	2024		TA(US)	106,364		0	16,600	122,964
CN	2025		TA(US)	602,728		0	94,067	696,795
<b>Project Totals</b>				<b>709,092</b>		<b>0</b>	<b>110,667</b>	<b>819,759</b>

**Expenditure Schedule**

Phase	1st	2nd	3rd	4th	5th & 6th
PE	122,964	0	0	0	0
CN	0	696,795	0	0	0
<b>Totals</b>	<b>122,964</b>	<b>696,795</b>	<b>0</b>	<b>0</b>	<b>0</b>

	Federal Funds	State Funds	Local Funds	Total
<b>Agency Totals for Chelan</b>	<b>709,092</b>	<b>0</b>	<b>110,667</b>	<b>819,759</b>

Washington State S. T. I. P.

2024 to 2027

(Project Funds to Nearest Dollar)

MPO/RTPO: CDTC

Y Inside

N Outside

November 17, 2023

County: Chelan

Agency: Chelan Co.

Func Cls	Project Number	PIN	STIP ID	Imp Type	Total Project Length	Environmental Type	RW Required	Begin Termini	End Termini	Total Est. Cost of Project	STIP Amend. No.
00	Z904(006)		WA-14899	47	0.400	CE	No	Varies	Varies	4,932,000	

Bridge Deck Rehabilitation

This is a bundled project, addressing deck rehabilitation for three county bridges. The Chiwawa Rv, Peshastin and Ardenvoir decks will be scarified and receive overlays. The Chiwawa Rv. Br. will require keyway and weld-tie replacement.

Funding

Phase	Start Date	Federal Fund Code	Federal Funds	State Fund Code	State Funds	Local Funds	Total
CN	2024	BR	4,239,000		0	0	4,239,000
<b>Project Totals</b>			<b>4,239,000</b>		<b>0</b>	<b>0</b>	<b>4,239,000</b>

Expenditure Schedule

Phase	1st	2nd	3rd	4th	5th & 6th
CN	4,170,000	69,000	0	0	0
<b>Totals</b>	<b>4,170,000</b>	<b>69,000</b>	<b>0</b>	<b>0</b>	<b>0</b>



Washington State S. T. I. P.

2024 to 2027

(Project Funds to Nearest Dollar)

MPO/RTPO: CDTC

Y Inside

N Outside

November 17, 2023

County: Chelan

Agency: Chelan Co.

Func Cls	Project Number	PIN	STIP ID	Imp Type	Total Project Length	Environmental Type	RW Required	Begin Termini	End Termini	Total Est. Cost of Project	STIP Amend. No.
00	Z904(006)		WA-14898	47	0.300	CE	No	Varies	Varies	413,000	

Bridge Joint Repair

This is a bundled project, addressing failed bridge joints and headers for three Chelan County bridges. The New Griffith, Chelan Falls 2 and Stone Hill Bridges will receive new high strength concrete headers and new bridge joints.

**Funding**

Phase	Start Date	Federal Fund Code	Federal Funds	State Fund Code	State Funds	Local Funds	Total
CN	2024	BR	355,000		0	0	355,000
<b>Project Totals</b>			<b>355,000</b>		<b>0</b>	<b>0</b>	<b>355,000</b>

**Expenditure Schedule**

Phase	1st	2nd	3rd	4th	5th & 6th
CN	350,000	5,000	0	0	0
<b>Totals</b>	<b>350,000</b>	<b>5,000</b>	<b>0</b>	<b>0</b>	<b>0</b>

Washington State S. T. I. P.

2024 to 2027

(Project Funds to Nearest Dollar)

MPO/RTPO: CDTC

Y Inside

N Outside

November 17, 2023

County: Chelan

Agency: Chelan Co.

Func Cls	Project Number	PIN	STIP ID	Imp Type	Total Project Length	Environmental Type	RW Required	Begin Termini	End Termini	Total Est. Cost of Project	STIP Amend. No.
00			WA-13815	21		CE	No	Varies	Varies	487,000	

Countywide Barrier Terminals 2025

Upgrading existing non-crashworthy barrier terminals with crash-worthy terminals.

**Funding**

Phase	Start Date	Federal	Fund Code	Federal Funds		State Funds	Local Funds	Total
				Federal Funds	State Fund Code			
PE	2024		HSIP	45,000		0	0	45,000
CN	2025		HSIP	442,000		0	0	442,000
<b>Project Totals</b>				<b>487,000</b>		<b>0</b>	<b>0</b>	<b>487,000</b>

**Expenditure Schedule**

Phase	1st	2nd	3rd	4th	5th & 6th
PE	45,000	0	0	0	0
CN	0	434,000	8,000	0	0
<b>Totals</b>	<b>45,000</b>	<b>434,000</b>	<b>8,000</b>	<b>0</b>	<b>0</b>

Washington State S. T. I. P.

2024 to 2027

(Project Funds to Nearest Dollar)

MPO/RTPO: CDTC

Y Inside

N Outside

November 17, 2023

County: Chelan

Agency: Chelan Co.

Func Cls	Project Number	PIN	STIP ID	Imp Type	Total Project Length	Environmental Type	RW Required	Begin Termini	End Termini	Total Est. Cost of Project	STIP Amend. No.
04			WA-03438	21	0.120	CE	Yes	MP 5.08	MP5.20	2,431,217	

Easy St and School St Intersection

Improve intersection geometry with a roundabout, install luminaires, ensure pedestrian facilities meet ADA, improve drainage, and provide other safety improvements.

**Funding**

Phase	Start Date	Federal	Fund Code	Federal Funds	State Fund Code	State Funds	Local Funds	Total
PE	2024		STBG(UM)	132,441		0	186,000	318,441
PE	2024		HSIP	53,000		0	0	53,000
RW	2024			0		0	100,000	100,000
CN	2026		STBG(UM)	617,559		0	1,025,217	1,642,776
CN	2026		HSIP	317,000		0	0	317,000
<b>Project Totals</b>				<b>1,120,000</b>		<b>0</b>	<b>1,311,217</b>	<b>2,431,217</b>

**Expenditure Schedule**

Phase	1st	2nd	3rd	4th	5th & 6th
PE	241,441	130,000	0	0	0
RW	50,000	50,000	0	0	0
CN	0	0	1,880,000	79,776	0
<b>Totals</b>	<b>291,441</b>	<b>180,000</b>	<b>1,880,000</b>	<b>79,776</b>	<b>0</b>

Washington State S. T. I. P.

2024 to 2027

(Project Funds to Nearest Dollar)

MPO/RTPO: CDTC

Y Inside

N Outside

November 17, 2023

County: Chelan

Agency: Chelan Co.

Func Cls	Project Number	PIN	STIP ID	Imp Type	Total Project Length	Environmental Type	RW Required	Begin Termini	End Termini	Total Est. Cost of Project	STIP Amend. No.
05	7006(007)		WA-03426	04	1.050	CE	Yes	MP 0.71 Totem Pole Rd	MP 0.37 S. Harris Ave	4,998,000	

Totem Pole Road

Rehabilitate road with crushed surfacing and HMA, widen road, install sidewalks, improve drainage, install guardrail and other safety improvements. Drainage improvements will extend down Harris Avenue to Lake Chelan.

**Funding**

Phase	Start Date	Federal	Fund Code	Federal Funds	State Fund Code	State Funds	Local Funds	Total
RW	2024			0		0	100,000	100,000
CN	2025		STBG(R)	1,331,813		0	2,704,570	4,036,383
CN	2025		TA(R)	158,137		0	24,680	182,817
<b>Project Totals</b>				<b>1,489,950</b>		<b>0</b>	<b>2,829,250</b>	<b>4,319,200</b>

**Expenditure Schedule**

Phase	1st	2nd	3rd	4th	5th & 6th
RW	100,000	0	0	0	0
CN	0	4,219,000	0	0	0
<b>Totals</b>	<b>100,000</b>	<b>4,219,000</b>	<b>0</b>	<b>0</b>	<b>0</b>

	Federal Funds	State Funds	Local Funds	Total
<b>Agency Totals for Chelan Co.</b>	<b>7,690,950</b>	<b>0</b>	<b>4,140,467</b>	<b>11,831,417</b>

Washington State S. T. I. P.

2024 to 2027

(Project Funds to Nearest Dollar)

MPO/RTPO: CDTC

Y Inside

N Outside

November 17, 2023

County: Douglas

Agency: Douglas Co.

Func Cls	Project Number	PIN	STIP ID	Imp Type	Total Project Length	Environmental Type	RW Required	Begin Termini	End Termini	Total Est. Cost of Project	STIP Amend. No.
06	0002(877)		WA-13489	03		CE	Yes	Spot	Spot	2,091,400	

Baker Flats US 2/97 and Cascade Ave Intersection Improvement

Rebuild the intersection of US 2/97 and Cascade Ave to add capacity.

**Funding**

Phase	Start Date	Federal	Fund Code	Federal Funds		State Fund Code	State Funds	Local Funds	Total
RW	2024		STBG(UM)	180,600			0	53,900	234,500
CN	2025		STBG(UM)	1,274,400			0	380,600	1,655,000
<b>Project Totals</b>				<b>1,455,000</b>			<b>0</b>	<b>434,500</b>	<b>1,889,500</b>

**Expenditure Schedule**

Phase	1st	2nd	3rd	4th	5th & 6th
RW	234,500	0	0	0	0
CN	0	1,655,000	0	0	0
<b>Totals</b>	<b>234,500</b>	<b>1,655,000</b>	<b>0</b>	<b>0</b>	<b>0</b>

Washington State S. T. I. P.

2024 to 2027

(Project Funds to Nearest Dollar)

MPO/RTPO: CDTC

Y Inside

N Outside

November 17, 2023

County: Douglas

Agency: Douglas Co.

Func Cls	Project Number	PIN	STIP ID	Imp Type	Total Project Length	Environmental Type	RW Required	Begin Termini	End Termini	Total Est. Cost of Project	STIP Amend. No.
06	2009(059)		WA-14863	10	0.080	CE	Yes	9.93	10.01	2,889,500	

C. Kummer Ranch Bridge Replacement

Replace bridge on Road 3 NW (Airport Way) to add capacity and improve safety.

**Funding**

Phase	Start Date	Federal	Fund Code	Federal Funds		State Fund Code	State Funds	Local Funds	Total
RW	2024		BR	175,000			0	0	175,000
CN	2025		BR	2,234,650			0	0	2,234,650
<b>Project Totals</b>				<b>2,409,650</b>			<b>0</b>	<b>0</b>	<b>2,409,650</b>

**Expenditure Schedule**

Phase	1st	2nd	3rd	4th	5th & 6th
RW	175,000	0	0	0	0
CN	0	2,234,650	0	0	0
<b>Totals</b>	<b>175,000</b>	<b>2,234,650</b>	<b>0</b>	<b>0</b>	<b>0</b>

Washington State S. T. I. P.

2024 to 2027

(Project Funds to Nearest Dollar)

MPO/RTPO: CDTC

Y Inside

N Outside

November 17, 2023

County: Douglas

Agency: Douglas Co.

Func Cls	Project Number	PIN	STIP ID	Imp Type	Total Project Length	Environmental Type	RW Required	Begin Termini	End Termini	Total Est. Cost of Project	STIP Amend. No.
05	2009(060)		WA-15519	21		CE	No	spot	spot	377,000	

Douglas County Curve Warning Signs - Phase 1

Install curve warning signs on various County road curves.

**Funding**

Phase	Start Date	Federal	Fund Code	Federal Funds		State Funds	Local Funds	Total
				Federal Funds	State Fund Code			
PE	2024			0	MAW	57,000	0	57,000
CN	2024			0	MAW	320,000	0	320,000
<b>Project Totals</b>				<b>0</b>		<b>377,000</b>	<b>0</b>	<b>377,000</b>

**Expenditure Schedule**

Phase	1st	2nd	3rd	4th	5th & 6th
PE	57,000	0	0	0	0
CN	320,000	0	0	0	0
<b>Totals</b>	<b>377,000</b>	<b>0</b>	<b>0</b>	<b>0</b>	<b>0</b>

Washington State S. T. I. P.

2024 to 2027

(Project Funds to Nearest Dollar)

MPO/RTPO: CDTC

Y Inside

N Outside

November 17, 2023

County: Douglas

Agency: Douglas Co.

Func Cls	Project Number	PIN	STIP ID	Imp Type	Total Project Length	Environmental Type	RW Required	Begin Termini	End Termini	Total Est. Cost of Project	STIP Amend. No.
03			WA-15521	21	0.180	CE	Yes	spot	spot	4,183,260	

Grant Rd and Lyle Ave Intersection Improvement

Reconstruct the intersection of Grant Rd and Lyle Ave to improve safety and increase capacity.

**Funding**

Phase	Start Date	Federal	Fund Code	Federal Funds		State Fund Code	State Funds	Local Funds	Total
PE	2025		STBG(UM)	300,872			0	46,958	347,830
RW	2026		STBG(UM)	425,259			0	66,371	491,630
<b>Project Totals</b>				<b>726,131</b>			<b>0</b>	<b>113,329</b>	<b>839,460</b>

**Expenditure Schedule**

Phase	1st	2nd	3rd	4th	5th & 6th
PE	0	347,830	0	0	0
RW	0	0	491,630	0	0
<b>Totals</b>	<b>0</b>	<b>347,830</b>	<b>491,630</b>	<b>0</b>	<b>0</b>



Washington State S. T. I. P.

2024 to 2027

(Project Funds to Nearest Dollar)

MPO/RTPO: CDTC

Y Inside

N Outside

November 17, 2023

County: Douglas

Agency: Douglas Co.

Func Cls	Project Number	PIN	STIP ID	Imp Type	Total Project Length	Environmental Type	RW Required	Begin Termini	End Termini	Total Est. Cost of Project	STIP Amend. No.
03	5908(012)		WA-08113	03	0.040	CE	Yes	2.33	2.37	2,364,418	

Grant Rd and Nile Ave Intersection Improvement

Install a roundabout. Project also includes associated ADA and utility work as needed.

Funding

Phase	Start Date	Federal Fund Code	Federal Funds	State Fund Code	State Funds	Local Funds	Total
CN	2024	HSIP	1,241,582		0	497,418	1,739,000
<b>Project Totals</b>			<b>1,241,582</b>		<b>0</b>	<b>497,418</b>	<b>1,739,000</b>

Expenditure Schedule

Phase	1st	2nd	3rd	4th	5th & 6th
CN	1,739,000	0	0	0	0
<b>Totals</b>	<b>1,739,000</b>	<b>0</b>	<b>0</b>	<b>0</b>	<b>0</b>

Washington State S. T. I. P.

2024 to 2027

(Project Funds to Nearest Dollar)

MPO/RTPO: CDTC

Y Inside

N Outside

November 17, 2023

County: Douglas

Agency: Douglas Co.

Func Cls	Project Number	PIN	STIP ID	Imp Type	Total Project Length	Environmental Type	RW Required	Begin Termini	End Termini	Total Est. Cost of Project	STIP Amend. No.
05	T090(003)		WA-12528	10	0.030	CE	Yes	16.09	16.12	3,010,800	

Upper Pearl Hill

Replace Upper Pearl Hill Rd Bridge to increase capacity and safety.

**Funding**

Phase	Start Date	Federal Fund Code	Federal Funds	State Fund Code	State Funds	Local Funds	Total
CN	2024	BR	2,470,479		0	0	2,470,479
<b>Project Totals</b>			<b>2,470,479</b>		<b>0</b>	<b>0</b>	<b>2,470,479</b>

**Expenditure Schedule**

Phase	1st	2nd	3rd	4th	5th & 6th
CN	2,470,479	0	0	0	0
<b>Totals</b>	<b>2,470,479</b>	<b>0</b>	<b>0</b>	<b>0</b>	<b>0</b>

Washington State S. T. I. P.

2024 to 2027

(Project Funds to Nearest Dollar)

MPO/RTPO: CDTC

Y Inside

N Outside

November 17, 2023

County: Douglas

Agency: Douglas Co.

Func Cls	Project Number	PIN	STIP ID	Imp Type	Total Project Length	Environmental Type	RW Required	Begin Termini	End Termini	Total Est. Cost of Project	STIP Amend. No.
06	2009(058)		WA-14864	48	0.020	CE	No	Spot	Spot	635,000	

Whitehall and Alstown Bridge Painting

Clean and repaint Whitehall (08410700) and Alstown (08245100) bridges and perform scour analysis on Whitehall bridge.

**Funding**

Phase	Start Date	Federal Fund Code	Federal Funds	State Fund Code	State Funds	Local Funds	Total
CN	2024	BR	305,150		0	100,000	405,150
<b>Project Totals</b>			<b>305,150</b>		<b>0</b>	<b>100,000</b>	<b>405,150</b>

**Expenditure Schedule**

Phase	1st	2nd	3rd	4th	5th & 6th
CN	405,150	0	0	0	0
<b>Totals</b>	<b>405,150</b>	<b>0</b>	<b>0</b>	<b>0</b>	<b>0</b>

	Federal Funds	State Funds	Local Funds	Total
<b>Agency Totals for Douglas Co.</b>	<b>8,607,992</b>	<b>377,000</b>	<b>1,145,247</b>	<b>10,130,239</b>

Washington State S. T. I. P.

2024 to 2027

(Project Funds to Nearest Dollar)

MPO/RTPO: CDTC

Y Inside

N Outside

November 17, 2023

County: Chelan

Agency: Entiat

Func Cls	Project Number	PIN	STIP ID	Imp Type	Total Project Length	Environmental Type	RW Required	Begin Termini	End Termini	Total Est. Cost of Project	STIP Amend. No.
05			WA-15606	28	0.110	CE	No	Entiat Way	Entiat River Road	685,000	

Entiat Way / Entiat River Road Pedestrian Improvements and Park and Ride

Construct pedestrian improvements at the intersection vicinity of Entiat Way and Entiat River Road including sidewalk, crosswalks, curb and gutter, illumination, asphalt roadway overlay. Project includes construction of Park and Ride lot with stormwater and landscaping.

**Funding**

Phase	Start Date	Federal	Fund Code	Federal Funds	State Fund Code	State Funds	Local Funds	Total
PE	2024		STBG(R)	59,252		0	9,248	68,500
CN	2025		STBG(R)	198,808		0	417,692	616,500
<b>Project Totals</b>				<b>258,060</b>		<b>0</b>	<b>426,940</b>	<b>685,000</b>

**Expenditure Schedule**

Phase	1st	2nd	3rd	4th	5th & 6th
PE	68,500	0	0	0	0
CN	0	616,500	0	0	0
<b>Totals</b>	<b>68,500</b>	<b>616,500</b>	<b>0</b>	<b>0</b>	<b>0</b>

	Federal Funds	State Funds	Local Funds	Total
<b>Agency Totals for Entiat</b>	<b>258,060</b>	<b>0</b>	<b>426,940</b>	<b>685,000</b>

Washington State S. T. I. P.

2024 to 2027

(Project Funds to Nearest Dollar)

MPO/RTPO: CDTC

Y Inside

N Outside

November 17, 2023

County: Chelan

Agency: LINK Transit

Func Cls	Project Number	PIN	STIP ID	Imp Type	Total Project Length	Environmental Type	RW Required	Begin Termini	End Termini	Total Est. Cost of Project	STIP Amend. No.
00			WA-10818	23		CE	No	NA	NA	35,751,464	

2024-27 Operating Assistance

Operating assistance to support fixed route, demand response, and security services in Link Transit's service area.

**Funding**

Phase	Start Date	Federal	Fund Code	Federal Funds		State Funds	Local Funds	Total
				Federal Funds	State Fund Code			
ALL	2024		5307	4,323,051		0	4,323,051	8,646,102
ALL	2025		5307	4,413,835		0	4,413,835	8,827,670
ALL	2026		5307	4,524,181		0	4,524,181	9,048,362
ALL	2027		5307	4,614,665		0	4,614,665	9,229,330
<b>Project Totals</b>				<b>17,875,732</b>		<b>0</b>	<b>17,875,732</b>	<b>35,751,464</b>

**Expenditure Schedule**

Phase	1st	2nd	3rd	4th	5th & 6th
ALL	8,634,828	8,842,064	9,018,906	0	0
<b>Totals</b>	<b>8,634,828</b>	<b>8,842,064</b>	<b>9,018,906</b>	<b>0</b>	<b>0</b>

Washington State S. T. I. P.

2024 to 2027

(Project Funds to Nearest Dollar)

MPO/RTPO: CDTC

Y Inside

N Outside

November 17, 2023

County: Chelan

Agency: LINK Transit

Func Cls	Project Number	PIN	STIP ID	Imp Type	Total Project Length	Environmental Type	RW Required	Begin Termini	End Termini	Total Est. Cost of Project	STIP Amend. No.
00			WA-15567	23		CE	No	N/A	N/A	433,060	

Replace Four (4) Cutaway Buses

Purchase four (4) zero-emission battery electric cutaway buses to replace aging gasoline-powered cutaway buses for use in paratransit service.

**Funding**

Phase	Start Date	Federal Fund Code	Federal Funds	State Fund Code	State Funds	Local Funds	Total
ALL	2024	5339	368,101		0	64,959	433,060
<b>Project Totals</b>			<b>368,101</b>		<b>0</b>	<b>64,959</b>	<b>433,060</b>

**Expenditure Schedule**

Phase	1st	2nd	3rd	4th	5th & 6th
ALL	433,060	0	0	0	0
<b>Totals</b>	<b>433,060</b>	<b>0</b>	<b>0</b>	<b>0</b>	<b>0</b>

	Federal Funds	State Funds	Local Funds	Total
<b>Agency Totals for LINK Transit</b>	<b>18,243,833</b>	<b>0</b>	<b>17,940,691</b>	<b>36,184,524</b>

Washington State S. T. I. P.

2024 to 2027

(Project Funds to Nearest Dollar)

MPO/RTPO: CDTC

Y Inside

N Outside

November 17, 2023

County: Douglas

Agency: Rock Island

Func Cls	Project Number	PIN	STIP ID	Imp Type	Total Project Length	Environmental Type	RW Required	Begin Termini	End Termini	Total Est. Cost of Project	STIP Amend. No.
06			WA-15585	06	0.320	CE	No	3rd Street SW	Rock Island Road	898,350	

Douglas Street Improvements

Provide pavement restoration, and curb, gutter and sidewalk along portions of Douglas Street.

**Funding**

Phase	Start Date	Federal	Fund Code	Federal Funds		State Funds	Local Funds	Total
				Fund Code	Amount			
PE	2024		STBG(UM)		88,100	0	11,900	100,000
CN	2026		STBG(UM)		703,400	0	94,950	798,350
<b>Project Totals</b>					<b>791,500</b>	<b>0</b>	<b>106,850</b>	<b>898,350</b>

**Expenditure Schedule**

Phase	1st	2nd	3rd	4th	5th & 6th
PE	0	10,000	90,000	0	0
CN	0	0	0	798,350	0
<b>Totals</b>	<b>0</b>	<b>10,000</b>	<b>90,000</b>	<b>798,350</b>	<b>0</b>

Agency Totals for Rock Island	Federal Funds		State Funds	Local Funds	Total
	Fund Code	Amount			
		791,500	0	106,850	898,350

Washington State S. T. I. P.

2024 to 2027

(Project Funds to Nearest Dollar)

MPO/RTPO: CDTC

Y Inside

N Outside

November 17, 2023

County: Chelan

Agency: Wenatchee

Func Cls	Project Number	PIN	STIP ID	Imp Type	Total Project Length	Environmental Type	RW Required	Begin Termini	End Termini	Total Est. Cost of Project	STIP Amend. No.
04	5838(002)		WA-11084	22	0.100	CE	Yes	225' E of N Wenatchee	N Piere St	1,517,263	

9th Street Crossing

Construct ADA compliant railroad pedestrian/bike crossing surfaces on both sides of 9th St. through the railroad right-of-way. Install four-quad-gate signal system with pedestrian gates. Update signs and markings per MUTCD.

**Funding**

Phase	Start Date	Federal	Fund Code	Federal Funds	State Fund Code	State Funds	Local Funds	Total
CN	2024		HSIP	1,208,712		0	183,603	1,392,315
<b>Project Totals</b>				<b>1,208,712</b>		<b>0</b>	<b>183,603</b>	<b>1,392,315</b>

**Expenditure Schedule**

Phase	1st	2nd	3rd	4th	5th & 6th
CN	1,392,315	0	0	0	0
<b>Totals</b>	<b>1,392,315</b>	<b>0</b>	<b>0</b>	<b>0</b>	<b>0</b>



Washington State S. T. I. P.

2024 to 2027

(Project Funds to Nearest Dollar)

MPO/RTPO: CDTC

Y Inside

N Outside

November 17, 2023

County: Chelan

Agency: Wenatchee

Func Cls	Project Number	PIN	STIP ID	Imp Type	Total Project Length	Environmental Type	RW Required	Begin Termini	End Termini	Total Est. Cost of Project	STIP Amend. No.
04	9904(017)		WA-14057	22	1.150	EA	Yes	n/a	n/a	157,961,858	

Apple Capital Loop (Segments 1b, 2a, and 2c)

Segment 1B constructs a roadway extension of McKittrick Street including a railroad grade separation between SR285 and N. Miller St. Segment 2A reconstructs Hawley St., N. Miller St (including another railroad grade separation), Maple St., and a short segment of SR285. Segment 2C constructs two non-motorized path grade separations: a railroad overpass and a State Highway overpass.

**Funding**

Phase	Start Date	Federal Fund Code	Federal Funds		State Fund Code	State Funds	Local Funds	Total
			Federal Funds	State Funds				
PE	2024	INFRA	4,480,230			0	0	4,480,230
RW	2024	INFRA	12,631,640			0	0	12,631,640
CN	2024		0		Freight Mobility	3,000,000	0	3,000,000
CN	2024	STBG(UM)	100,000			0	15,607	115,607
CN	2025	INFRA	64,374,634			0	12,315,750	76,690,384
CN	2027	CRP(UM)	1,400,000			0	218,497	1,618,497
<b>Project Totals</b>			<b>82,986,504</b>			<b>3,000,000</b>	<b>12,549,854</b>	<b>98,536,358</b>

**Expenditure Schedule**

Phase	1st	2nd	3rd	4th	5th & 6th
PE	3,338,880	1,141,350	0	0	0
RW	652,200	9,375,434	2,604,006	0	0
CN	0	4,137,790	55,100,000	22,186,698	0
<b>Totals</b>	<b>3,991,080</b>	<b>14,654,574</b>	<b>57,704,006</b>	<b>22,186,698</b>	<b>0</b>

Washington State S. T. I. P.

2024 to 2027

(Project Funds to Nearest Dollar)

MPO/RTPO: CDTC

Y Inside

N Outside

November 17, 2023

County: Chelan

Agency: Wenatchee

Func Cls	Project Number	PIN	STIP ID	Imp Type	Total Project Length	Environmental Type	RW Required	Begin Termini	End Termini	Total Est. Cost of Project	STIP Amend. No.
04			WA-14876	01	2.400	EA	Yes	Vicinity SR 285/Miller St	US 2/97	85,000,000	

Confluence Parkway

Project identified as segments 1b, 2a and 2b of the Apple Capital Loop project. Constructs Confluence Parkway partially on new roadway alignment, partially on existing street alignments, and constructs a new Wenatchee River bridge.

**Funding**

Phase	Start Date	Federal	Fund Code	Federal Funds	State Fund Code	State Funds	Local Funds	Total
PE	2024			0	MAW	12,600,000	0	12,600,000
RW	2024			0	MAW	20,500,000	0	20,500,000
CN	2025			0	MAW	51,900,000	0	51,900,000
<b>Project Totals</b>				<b>0</b>		<b>85,000,000</b>	<b>0</b>	<b>85,000,000</b>

**Expenditure Schedule**

Phase	1st	2nd	3rd	4th	5th & 6th
PE	8,690,000	3,910,000	0	0	0
RW	5,000,000	9,500,000	6,000,000	0	0
CN	0	15,000,000	16,900,000	20,000,000	0
<b>Totals</b>	<b>13,690,000</b>	<b>28,410,000</b>	<b>22,900,000</b>	<b>20,000,000</b>	<b>0</b>

Washington State S. T. I. P.

2024 to 2027

(Project Funds to Nearest Dollar)

MPO/RTPO: CDTC

Y Inside

N Outside

November 17, 2023

County: Chelan

Agency: Wenatchee

Func Cls	Project Number	PIN	STIP ID	Imp Type	Total Project Length	Environmental Type	RW Required	Begin Termini	End Termini	Total Est. Cost of Project	STIP Amend. No.
04	5836(002)		WA-14941	21	0.010	CE	Yes	Emerson Ave	Emerson Ave	276,000	

Fifth and Emerson Pedestrian Crossing

Install rectangular rapid flashing beacons, crosswalk markings, signing and curb ramps.

**Funding**

Phase	Start Date	Federal	Fund Code	Federal Funds		State Funds		Local Funds	Total
				Federal	State	State	Federal		
RW	2024		HSIP	26,000		0		0	26,000
CN	2025		HSIP	213,000		0		0	213,000
<b>Project Totals</b>				<b>239,000</b>		<b>0</b>		<b>0</b>	<b>239,000</b>

**Expenditure Schedule**

Phase	1st	2nd	3rd	4th	5th & 6th
RW	26,000	0	0	0	0
CN	0	213,000	0	0	0
<b>Totals</b>	<b>26,000</b>	<b>213,000</b>	<b>0</b>	<b>0</b>	<b>0</b>

Washington State S. T. I. P.

2024 to 2027

(Project Funds to Nearest Dollar)

MPO/RTPO: CDTC

Y Inside

N Outside

November 17, 2023

County: Chelan

Agency: Wenatchee

Func Cls	Project Number	PIN	STIP ID	Imp Type	Total Project Length	Environmental Type	RW Required	Begin Termini	End Termini	Total Est. Cost of Project	STIP Amend. No.
05	5808(001)		WA-14875	11	0.010	CE	Yes	n/a	n/a	1,693,455	

Millerdale Ave Irrigation Canal Bridge  
 Bridge replacement.

**Funding**

Phase	Start Date	Federal Fund Code	Federal Funds		State Fund Code	State Funds	Local Funds	Total
			Federal	Fund Code				
RW	2024	BR		79,000		0	0	79,000
CN	2025	BR		1,316,455		0	0	1,316,455
<b>Project Totals</b>				<b>1,395,455</b>		<b>0</b>	<b>0</b>	<b>1,395,455</b>

**Expenditure Schedule**

Phase	1st	2nd	3rd	4th	5th & 6th
RW	10,000	26,000	0	0	0
CN	0	352,000	1,007,455	0	0
<b>Totals</b>	<b>10,000</b>	<b>378,000</b>	<b>1,007,455</b>	<b>0</b>	<b>0</b>

Federal Funds			State Funds	Local Funds	Total
<b>Agency Totals for Wenatchee</b>			<b>88,000,000</b>	<b>12,733,457</b>	<b>186,563,128</b>

Washington State S. T. I. P.

2024 to 2027

(Project Funds to Nearest Dollar)

MPO/RTPO: CDTC

Y Inside

N Outside

November 17, 2023

County:

Agency: WSDOT - NC

Func Cls	Project Number	PIN	STIP ID	Imp Type	Total Project Length	Environmental Type	RW Required	Begin Termini	End Termini	Total Est. Cost of Project	STIP Amend. No.
00		BPCDTC	BPCD	05		CE	No	Various	Various	79,683,621	

Asphalt/Chip Seal Preservation Program Chelan Douglas Transportation Council

Resurface the roadway with chip seal or hot mix asphalt to preserve the structural integrity of the roadway and extend the service life of the pavement. Other minor preservation items as needed. For a list of included projects, go to [www.wsdot.wa.gov/projects/search](http://www.wsdot.wa.gov/projects/search).

Funding

Phase	Start Date	Federal Funds		State Funds		Local Funds	Total	
		Federal	Fund Code	State Fund Code	State Funds			
PE	2024		NHPP		MVA	0	1,217,001	
PE	2025				MVA	0	201,910	
PE	2026		NHPP		MVA	0	345,341	
PE	2027				MVA	0	225,440	
CN	2024		NHPP		MVA	0	4,105,771	
CN	2025		NHPP		MVA	0	8,088,646	
CN	2025		STBG			0	1,765,577	
CN	2026		NHPP		MVA	0	9,524,360	
CN	2027		NHPP		MVA	0	29,636,106	
		<b>Project Totals</b>		<b>52,609,869</b>		<b>2,500,283</b>	<b>0</b>	<b>55,110,152</b>

Expenditure Schedule

Phase	1st	2nd	3rd	4th	5th & 6th
PE	1,217,001	201,910	345,341	225,440	30,054
CN	4,105,771	9,854,223	9,524,360	29,636,106	24,543,415
<b>Totals</b>	<b>5,322,772</b>	<b>10,056,133</b>	<b>9,869,701</b>	<b>29,861,546</b>	<b>24,573,469</b>

Washington State S. T. I. P.

2024 to 2027

(Project Funds to Nearest Dollar)

MPO/RTPO: CDTC

Y Inside

N Outside

November 17, 2023

County:

Agency: WSDOT - NC

Func Cls	Project Number	PIN	STIP ID	Imp Type	Total Project Length	Environmental Type	RW Required	Begin Termini	End Termini	Total Est. Cost of Project	STIP Amend. No.
00		200008C	200008CDTC	21		CE	Yes	Various	Various	1,736,246	

NCR Guardrail Update 2025

This project will update guardrail and associated elements.

Project is also in King Co (PSRC MPO) & Kittitas Co (Quad-Co RTPO). Amount shown is for work in Chelan Co. (CDTC MPO).

**Funding**

Phase	Start Date	Federal	Fund Code	Federal Funds	State Fund Code	State Funds	Local Funds	Total
RW	2024		STBG	34,128	MVA	697	0	34,825
CN	2024		STBG	1,500,000	MVA	23,995	0	1,523,995
<b>Project Totals</b>				<b>1,534,128</b>		<b>24,692</b>	<b>0</b>	<b>1,558,820</b>

**Expenditure Schedule**

Phase	1st	2nd	3rd	4th	5th & 6th
RW	34,223	602	0	0	0
CN	5,370	1,068,786	449,815	0	0
<b>Totals</b>	<b>39,593</b>	<b>1,069,388</b>	<b>449,815</b>	<b>0</b>	<b>0</b>

Washington State S. T. I. P.

2024 to 2027

(Project Funds to Nearest Dollar)

MPO/RTPO: CDTC

Y Inside

N Outside

November 17, 2023

County:

Agency: WSDOT - NC

Func Cls	Project Number	PIN	STIP ID	Imp Type	Total Project Length	Environmental Type	RW Required	Begin Termini	End Termini	Total Est. Cost of Project	STIP Amend. No.
02		202804G	202804G	03	2.210	EIS	Yes	001.46	003.67	66,649,061	

SR 28/East Wenatchee Corridor Improvements

Widens SR 28 between 9th Street and 23rd Street and improves mobility and safety.  
Project linked to Wenatchee's Apple Capital Loop INFRA project.

**Funding**

Phase	Start Date	Federal	Fund Code	Federal Funds	State Fund Code	State Funds	Local Funds	Total
RW	2024			0	CWA	26,972,000	0	26,972,000
CN	2026			0	CWA	31,182,332	0	31,182,332
<b>Project Totals</b>				<b>0</b>		<b>58,154,332</b>	<b>0</b>	<b>58,154,332</b>

**Expenditure Schedule**

Phase	1st	2nd	3rd	4th	5th & 6th
RW	9,707,191	11,322,840	5,941,969	0	0
CN	0	0	277,011	11,447,456	19,457,865
<b>Totals</b>	<b>9,707,191</b>	<b>11,322,840</b>	<b>6,218,980</b>	<b>11,447,456</b>	<b>19,457,865</b>

Washington State S. T. I. P.

2024 to 2027

(Project Funds to Nearest Dollar)

MPO/RTPO: CDTC

Y Inside

N Outside

November 17, 2023

County:

Agency: WSDOT - NC

Func Cls	Project Number	PIN	STIP ID	Imp Type	Total Project Length	Environmental Type	RW Required	Begin Termini	End Termini	Total Est. Cost of Project	STIP Amend. No.
02		228531B	228531B	03	1.600	CE	Yes	2.77	4.37	18,005,300	

SR 285/North Wenatchee Area - Intersection Improvements

The project will relieve congestion and provide safety enhancements through intersection improvements, access revisions, pedestrian and transit improvements, ITS solutions and environmental work.

Project is linked to delivery of City of Wenatchee "Apple Capital Loop" INFRA grant project.

**Funding**

Phase	Start Date	Federal Fund Code	Federal Funds		Local Funds	Total
			State Fund Code	State Funds		
RW	2024			0	CWA 3,820,000	0 3,820,000
CN	2025			0	CWA 11,345,300	0 11,345,300
<b>Project Totals</b>				<b>0</b>	<b>15,165,300</b>	<b>0 15,165,300</b>

**Expenditure Schedule**

Phase	1st	2nd	3rd	4th	5th & 6th
RW	1,483,337	2,336,663	0	0	0
CN	0	1,000,000	9,000,000	1,345,300	0
<b>Totals</b>	<b>1,483,337</b>	<b>3,336,663</b>	<b>9,000,000</b>	<b>1,345,300</b>	<b>0</b>



Washington State S. T. I. P.

2024 to 2027

(Project Funds to Nearest Dollar)

MPO/RTPO: CDTC

Y Inside

N Outside

November 17, 2023

County:

Agency: WSDOT - NC

Func Cls	Project Number	PIN	STIP ID	Imp Type	Total Project Length	Environmental Type	RW Required	Begin Termini	End Termini	Total Est. Cost of Project	STIP Amend. No.
06	0971(006)	297100C	297100C	21	0.040	CE	No	6.94	6.98	274,854	

SR 971 Navarre Coulee Site 1 - Rock Slope Scaling

This project will stabilize the existing slope and provide additional safety.

**Funding**

Phase	Start Date	Federal Fund Code	Federal Funds	State Fund Code	State Funds	Local Funds	Total
CN	2027	STBG	205,544	MVA	4,195	0	209,739
<b>Project Totals</b>			<b>205,544</b>		<b>4,195</b>	<b>0</b>	<b>209,739</b>

**Expenditure Schedule**

Phase	1st	2nd	3rd	4th	5th & 6th
CN	0	0	0	7,072	202,666
<b>Totals</b>	<b>0</b>	<b>0</b>	<b>0</b>	<b>7,072</b>	<b>202,666</b>

Washington State S. T. I. P.

2024 to 2027

(Project Funds to Nearest Dollar)

MPO/RTPO: CDTC

Y Inside

N Outside

November 17, 2023

County:

Agency: WSDOT - NC

Func Cls	Project Number	PIN	STIP ID	Imp Type	Total Project Length	Environmental Type	RW Required	Begin Termini	End Termini	Total Est. Cost of Project	STIP Amend. No.
06	0971(006)	297100D	297100D	21	0.030	CE	No	7.05	7.08	237,233	

SR 971 Navarre Coulee Site 2 - Rock Slope Scaling

This project will stabilize the existing slope and provide additional safety.

**Funding**

Phase	Start Date	Federal Fund Code	Federal Funds	State Fund Code	State Funds	Local Funds	Total
CN	2027	STBG	196,522	MVA	4,011	0	200,533
<b>Project Totals</b>			<b>196,522</b>		<b>4,011</b>	<b>0</b>	<b>200,533</b>

**Expenditure Schedule**

Phase	1st	2nd	3rd	4th	5th & 6th
CN	0	0	0	0	200,533
<b>Totals</b>	<b>0</b>	<b>0</b>	<b>0</b>	<b>0</b>	<b>200,533</b>

Washington State S. T. I. P.

2024 to 2027

(Project Funds to Nearest Dollar)

MPO/RTPO: CDTC

Y Inside

N Outside

November 17, 2023

County:

Agency: WSDOT - NC

Func Cls	Project Number	PIN	STIP ID	Imp Type	Total Project Length	Environmental Type	RW Required	Begin Termini	End Termini	Total Est. Cost of Project	STIP Amend. No.
06	0971(006)	297100E	297100E	21	0.090	CE	No	7.21	7.30	304,027	

SR 971 Navarre Coulee Site 3 - Rock Slope Scaling

This project will stabilize the existing slope and provide additional safety.

**Funding**

Phase	Start Date	Federal Fund Code	Federal Funds	State Fund Code	State Funds	Local Funds	Total
CN	2027	STBG	234,681	MVA	4,789	0	239,470
<b>Project Totals</b>			<b>234,681</b>		<b>4,789</b>	<b>0</b>	<b>239,470</b>

**Expenditure Schedule**

Phase	1st	2nd	3rd	4th	5th & 6th
CN	0	0	0	0	239,470
<b>Totals</b>	<b>0</b>	<b>0</b>	<b>0</b>	<b>0</b>	<b>239,470</b>

Washington State S. T. I. P.

2024 to 2027

(Project Funds to Nearest Dollar)

MPO/RTPO: CDTC

Y Inside

N Outside

November 17, 2023

County:

Agency: WSDOT - NC

Func Cls	Project Number	PIN	STIP ID	Imp Type	Total Project Length	Environmental Type	RW Required	Begin Termini	End Termini	Total Est. Cost of Project	STIP Amend. No.
06	0971(006)	297100F	297100F	21	0.060	CE	No	7.22	7.28	308,840	

SR 971 Navarre Coulee Site 4 - Rock Slope Scaling

This project will stabilize the existing slope and increase safety.

**Funding**

Phase	Start Date	Federal Fund Code	Federal Funds	State Fund Code	State Funds	Local Funds	Total
CN	2027	STBG	238,826	MVA	4,874	0	243,700
<b>Project Totals</b>			<b>238,826</b>		<b>4,874</b>	<b>0</b>	<b>243,700</b>

**Expenditure Schedule**

Phase	1st	2nd	3rd	4th	5th & 6th
CN	0	0	0	0	243,699
<b>Totals</b>	<b>0</b>	<b>0</b>	<b>0</b>	<b>0</b>	<b>243,699</b>

Washington State S. T. I. P.

2024 to 2027

(Project Funds to Nearest Dollar)

MPO/RTPO: CDTC

Y Inside

N Outside

November 17, 2023

County:

Agency: WSDOT - NC

Func Cls	Project Number	PIN	STIP ID	Imp Type	Total Project Length	Environmental Type	RW Required	Begin Termini	End Termini	Total Est. Cost of Project	STIP Amend. No.
06	0971(006)	297100G	297100G	21	0.180	CE	No	13.26	13.44	431,838	

SR 971 Navarre Coulee Site 5 - Rock Slope Scaling

This project will stabilize the existing slope and increase safety.

**Funding**

Phase	Start Date	Federal Fund Code	Federal Funds	State Fund Code	State Funds	Local Funds	Total
CN	2027	STBG	340,744	MVA	6,954	0	347,698
<b>Project Totals</b>			<b>340,744</b>		<b>6,954</b>	<b>0</b>	<b>347,698</b>

**Expenditure Schedule**

Phase	1st	2nd	3rd	4th	5th & 6th
CN	0	0	0	0	347,698
<b>Totals</b>	<b>0</b>	<b>0</b>	<b>0</b>	<b>0</b>	<b>347,698</b>

Washington State S. T. I. P.

2024 to 2027

(Project Funds to Nearest Dollar)

MPO/RTPO: CDTC

Y Inside

N Outside

November 17, 2023

County:

Agency: WSDOT - NC

Func Cls	Project Number	PIN	STIP ID	Imp Type	Total Project Length	Environmental Type	RW Required	Begin Termini	End Termini	Total Est. Cost of Project	STIP Amend. No.
06	0971(006)	297100H	297100H	21	0.110	CE	No	13.14	13.25	394,540	

SR 971 Navarre Coulee Site 6 - Rock Slope Scaling

This project will stabilize the slope and increase safety.

**Funding**

Phase	Start Date	Federal Fund Code	Federal Funds	State Fund Code	State Funds	Local Funds	Total
CN	2027	STBG	309,778	MVA	6,322	0	316,100
<b>Project Totals</b>			<b>309,778</b>		<b>6,322</b>	<b>0</b>	<b>316,100</b>

**Expenditure Schedule**

Phase	1st	2nd	3rd	4th	5th & 6th
CN	0	0	0	0	316,100
<b>Totals</b>	<b>0</b>	<b>0</b>	<b>0</b>	<b>0</b>	<b>316,100</b>

Washington State S. T. I. P.

2024 to 2027

(Project Funds to Nearest Dollar)

MPO/RTPO: CDTC

Y Inside

N Outside

November 17, 2023

County:

Agency: WSDOT - NC

Func Cls	Project Number	PIN	STIP ID	Imp Type	Total Project Length	Environmental Type	RW Required	Begin Termini	End Termini	Total Est. Cost of Project	STIP Amend. No.
04		228500U	228500U	05	0.130	CE	No	004.36	004.49	2,046,626	

SR285/Wenatchee Ave Bridge Southbound - Deck Rehab

This project will rehabilitate the existing bridge deck.

Funding

Phase	Start Date	Federal Fund Code	Federal Funds	State Fund Code	State Funds	Local Funds	Total
PE	2026	NHPP	267,644	MVA	47,232	0	314,876
<b>Project Totals</b>			<b>267,644</b>		<b>47,232</b>	<b>0</b>	<b>314,876</b>

Expenditure Schedule

Phase	1st	2nd	3rd	4th	5th & 6th
PE	0	0	155,371	159,505	0
<b>Totals</b>	<b>0</b>	<b>0</b>	<b>155,371</b>	<b>159,505</b>	<b>0</b>

Washington State S. T. I. P.

2024 to 2027

(Project Funds to Nearest Dollar)

MPO/RTPO: CDTC

Y Inside

N Outside

November 17, 2023

County:

Agency: WSDOT - NC

Func Cls	Project Number	PIN	STIP ID	Imp Type	Total Project Length	Environmental Type	RW Required	Begin Termini	End Termini	Total Est. Cost of Project	STIP Amend. No.
03	0002(871)	200204R	200204R	21	0.060	CE	No	142.69	142.75	352,218	

US 2/2 Mi E of Orondo - Rock Slope Scaling B

This project will enhance safety at this location by scaling the existing rock slope.

**Funding**

Phase	Start Date	Federal Fund Code	Federal Funds	State Fund Code	State Funds	Local Funds	Total
CN	2027	NHPP	296,490	MVA	6,051	0	302,541
<b>Project Totals</b>			<b>296,490</b>		<b>6,051</b>	<b>0</b>	<b>302,541</b>

**Expenditure Schedule**

Phase	1st	2nd	3rd	4th	5th & 6th
CN	0	0	0	1,374	301,167
<b>Totals</b>	<b>0</b>	<b>0</b>	<b>0</b>	<b>1,374</b>	<b>301,167</b>



Washington State S. T. I. P.

2024 to 2027

(Project Funds to Nearest Dollar)

MPO/RTPO: CDTC

Y Inside

N Outside

November 17, 2023

County:

Agency: WSDOT - NC

Func Cls	Project Number	PIN	STIP ID	Imp Type	Total Project Length	Environmental Type	RW Required	Begin Termini	End Termini	Total Est. Cost of Project	STIP Amend. No.
03	0002(871)	200204S	200204S	21	0.060	CE	No	143.00	143.06	345,754	

US 2/2 Mi E of Orondo - Rock Slope Scaling C

This project will enhance safety at this location by scaling the existing rock slope.

Funding

Phase	Start Date	Federal Fund Code	Federal Funds	State Fund Code	State Funds	Local Funds	Total
CN	2027	NHPP	295,271	MVA	6,026	0	301,297
<b>Project Totals</b>			<b>295,271</b>		<b>6,026</b>	<b>0</b>	<b>301,297</b>

Expenditure Schedule

Phase	1st	2nd	3rd	4th	5th & 6th
CN	0	0	0	1,368	299,928
<b>Totals</b>	<b>0</b>	<b>0</b>	<b>0</b>	<b>1,368</b>	<b>299,928</b>

Washington State S. T. I. P.

2024 to 2027

(Project Funds to Nearest Dollar)

MPO/RTPO: CDTC

Y Inside

N Outside

November 17, 2023

County:

Agency: WSDOT - NC

Func Cls	Project Number	PIN	STIP ID	Imp Type	Total Project Length	Environmental Type	RW Required	Begin Termini	End Termini	Total Est. Cost of Project	STIP Amend. No.
05		200209K	200209K	04	0.070	EA	No	105.77	105.84	25,585,644	

US 2/5 Miles W of Cashmere - Wenatchee River Bridge Replacement  
 Replace bridge 2/226N

Funding

Phase	Start Date	Federal Fund Code	Federal Funds	State Fund Code	State Funds	Local Funds	Total
PE	2027	NHPP	1,816,920	MVA	60,564	0	1,877,484
<b>Project Totals</b>			<b>1,816,920</b>		<b>60,564</b>	<b>0</b>	<b>1,877,484</b>

Expenditure Schedule

Phase	1st	2nd	3rd	4th	5th & 6th
PE	0	0	0	109,120	1,768,365
<b>Totals</b>	<b>0</b>	<b>0</b>	<b>0</b>	<b>109,120</b>	<b>1,768,365</b>

Washington State S. T. I. P.

2024 to 2027

(Project Funds to Nearest Dollar)

MPO/RTPO: CDTC

Y Inside

N Outside

November 17, 2023

County:

Agency: WSDOT - NC

Func Cls	Project Number	PIN	STIP ID	Imp Type	Total Project Length	Environmental Type	RW Required	Begin Termini	End Termini	Total Est. Cost of Project	STIP Amend. No.
03	0097(197)	209702K	209702K	21	0.120	CE	No	175.42	175.54	1,181,166	

US 97 10mi South of US 2 - Unstable Slope

This project will stabilize the existing rock slope to enhance safety.

Funding

Phase	Start Date	Federal Fund Code	Federal Funds	State Fund Code	State Funds	Local Funds	Total
CN	2027	NHPP	1,028,693	MVA	20,994	0	1,049,687
<b>Project Totals</b>			<b>1,028,693</b>		<b>20,994</b>	<b>0</b>	<b>1,049,687</b>

Expenditure Schedule

Phase	1st	2nd	3rd	4th	5th & 6th
CN	0	0	0	5,729	1,043,958
<b>Totals</b>	<b>0</b>	<b>0</b>	<b>0</b>	<b>5,729</b>	<b>1,043,958</b>

Washington State S. T. I. P.

2024 to 2027

(Project Funds to Nearest Dollar)

MPO/RTPO: CDTC

Y Inside

N Outside

November 17, 2023

County:

Agency: WSDOT - NC

Func Cls	Project Number	PIN	STIP ID	Imp Type	Total Project Length	Environmental Type	RW Required	Begin Termini	End Termini	Total Est. Cost of Project	STIP Amend. No.
06	0097(195)	209793T	209793T	21	0.100	CE	Yes	216.72	216.82	2,184,471	

US 97 North of Orondo - Unstable Slopes

This project will stabilize the existing rock slope to provide a safer roadway.

**Funding**

Phase	Start Date	Federal	Fund Code	Federal Funds		State Funds		Local Funds	Total
				Fund Code	Federal Funds	State Fund Code	State Funds		
RW	2024		NHPP		66,192	MVA	2,758	0	68,950
CN	2027		NHPP		1,899,145	MVA	38,758	0	1,937,903
<b>Project Totals</b>					<b>1,965,337</b>		<b>41,516</b>	<b>0</b>	<b>2,006,853</b>

**Expenditure Schedule**

Phase	1st	2nd	3rd	4th	5th & 6th
RW	17,259	17,673	17,259	16,481	277
CN	0	0	0	10,578	1,927,325
<b>Totals</b>	<b>17,259</b>	<b>17,673</b>	<b>17,259</b>	<b>27,059</b>	<b>1,927,602</b>

Washington State S. T. I. P.

2024 to 2027

(Project Funds to Nearest Dollar)

MPO/RTPO: CDTC

Y Inside

N Outside

November 17, 2023

County:

Agency: WSDOT - NC

Func Cls	Project Number	PIN	STIP ID	Imp Type	Total Project Length	Environmental Type	RW Required	Begin Termini	End Termini	Total Est. Cost of Project	STIP Amend. No.
04		209705K	209705K	06	0.330	CE	No	234.77	235.00	2,763,667	

US 97/Columbia River Beebe Bridge - Deck Rehab

This project will rehabilitate the existing bridge deck.

**Funding**

Phase	Start Date	Federal	Fund Code	Federal Funds		State Funds		Local Funds	Total
				Fund Code	Funds	State Fund Code	Funds		
PE	2024		NHPP		209,009	MVA	36,884	0	245,893
CN	2024		NHPP		2,467,419	MVA	50,355	0	2,517,774
<b>Project Totals</b>					<b>2,676,428</b>		<b>87,239</b>	<b>0</b>	<b>2,763,667</b>

**Expenditure Schedule**

Phase	1st	2nd	3rd	4th	5th & 6th
PE	245,893	0	0	0	0
CN	50,355	2,467,419	0	0	0
<b>Totals</b>	<b>296,248</b>	<b>2,467,419</b>	<b>0</b>	<b>0</b>	<b>0</b>

Washington State S. T. I. P.

2024 to 2027

(Project Funds to Nearest Dollar)

MPO/RTPO: CDTC

Y Inside

N Outside

November 17, 2023

County:

Agency: WSDOT - NC

Func Cls	Project Number	PIN	STIP ID	Imp Type	Total Project Length	Environmental Type	RW Required	Begin Termini	End Termini	Total Est. Cost of Project	STIP Amend. No.
06	0097(199)	209706P	209706P	21	0.250	CE	No	224.65	224.90	2,413,640	

US 97A Knapps Hill Tunnel - Illumination Upgrades

This project will upgrade the existing illumination system.

**Funding**

Phase	Start Date	Federal Fund Code	Federal Funds		State Fund Code	State Funds	Local Funds	Total
			Federal	Fund Code				
CN	2024	STBG	2,021,870	MVA	41,263	0	2,063,133	
<b>Project Totals</b>			<b>2,021,870</b>		<b>41,263</b>	<b>0</b>	<b>2,063,133</b>	

**Expenditure Schedule**

Phase	1st	2nd	3rd	4th	5th & 6th
CN	41,263	2,021,870	0	0	0
<b>Totals</b>	<b>41,263</b>	<b>2,021,870</b>	<b>0</b>	<b>0</b>	<b>0</b>

Washington State S. T. I. P.

2024 to 2027

(Project Funds to Nearest Dollar)

MPO/RTPO: CDTC

Y Inside

N Outside

November 17, 2023

County:

Agency: WSDOT - NC

Func Cls	Project Number	PIN	STIP ID	Imp Type	Total Project Length	Environmental Type	RW Required	Begin Termini	End Termini	Total Est. Cost of Project	STIP Amend. No.
02	0097(196)	209791R	209791R	21	0.060	CE	No	214.06	214.12	512,330	

US 97A South of Entiat Site 2 - Rock Slope Scaling

This project will scale the slope to increase highway safety and increase slope stability.

**Funding**

Phase	Start Date	Federal Fund Code	Federal Funds	State Fund Code	State Funds	Local Funds	Total
CN	2027	NHPP	416,059	MVA	17,336	0	433,395
<b>Project Totals</b>			<b>416,059</b>		<b>17,336</b>	<b>0</b>	<b>433,395</b>

**Expenditure Schedule**

Phase	1st	2nd	3rd	4th	5th & 6th
CN	0	0	0	320,828	112,566
<b>Totals</b>	<b>0</b>	<b>0</b>	<b>0</b>	<b>320,828</b>	<b>112,566</b>

Washington State S. T. I. P.

2024 to 2027

(Project Funds to Nearest Dollar)

MPO/RTPO: CDTC

Y Inside

N Outside

November 17, 2023

County:

Agency: WSDOT - NC

Func Cls	Project Number	PIN	STIP ID	Imp Type	Total Project Length	Environmental Type	RW Required	Begin Termini	End Termini	Total Est. Cost of Project	STIP Amend. No.
06		209790U	209790U	21	0.060	CE	Yes	224.57	224.63	1,336,783	

US 97A/Knapps Hill Tunnel (Site A) - Unstable Slope

This project will stabilize the existing slope.

**Funding**

Phase	Start Date	Federal	Fund Code	Federal Funds		State Funds		Local Funds	Total
				Fund Code	Federal Funds	State Fund Code	State Funds		
RW	2024		STBG		19,796	MVA	404	0	20,200
CN	2024		STBG		1,145,701	MVA	23,382	0	1,169,083
<b>Project Totals</b>					<b>1,165,497</b>		<b>23,786</b>	<b>0</b>	<b>1,189,283</b>

**Expenditure Schedule**

Phase	1st	2nd	3rd	4th	5th & 6th
RW	20,200	0	0	0	0
CN	23,382	1,145,701	0	0	0
<b>Totals</b>	<b>43,582</b>	<b>1,145,701</b>	<b>0</b>	<b>0</b>	<b>0</b>



Washington State S. T. I. P.

2024 to 2027

(Project Funds to Nearest Dollar)

MPO/RTPO: CDTC

Y Inside

N Outside

November 17, 2023

County:

Agency: WSDOT - NC

Func Cls	Project Number	PIN	STIP ID	Imp Type	Total Project Length	Environmental Type	RW Required	Begin Termini	End Termini	Total Est. Cost of Project	STIP Amend. No.
06		209791V	209791V	21	0.270	CE	Yes	224.30	224.57	2,963,772	

US 97A/Knapps Hill Tunnel - Slope Stabilization

This project will stabilize the existing slope.

**Funding**

Phase	Start Date	Federal	Fund Code	Federal Funds		State Fund Code	State Funds	Local Funds	Total
RW	2024		STBG	34,643		MVA	7,070	0	41,713
CN	2024		STBG	2,547,195		MVA	51,984	0	2,599,179
<b>Project Totals</b>				<b>2,581,838</b>			<b>59,054</b>	<b>0</b>	<b>2,640,892</b>

**Expenditure Schedule**

Phase	1st	2nd	3rd	4th	5th & 6th
RW	41,713	0	0	0	0
CN	2,547,195	51,984	0	0	0
<b>Totals</b>	<b>2,588,908</b>	<b>51,984</b>	<b>0</b>	<b>0</b>	<b>0</b>

Washington State S. T. I. P.

2024 to 2027

(Project Funds to Nearest Dollar)

MPO/RTPO: CDTC

Y Inside

N Outside

November 17, 2023

County:

Agency: WSDOT - NC

Func Cls	Project Number	PIN	STIP ID	Imp Type	Total Project Length	Environmental Type	RW Required	Begin Termini	End Termini	Total Est. Cost of Project	STIP Amend. No.
06		209790T	209790T	21	0.060	CE	Yes	224.64	224.70	1,579,528	

US 97A/Knapps Hill Tunnel - Unstable Slope

This project will stabilize the existing slope.

**Funding**

Phase	Start Date	Federal	Fund Code	Federal Funds		State Funds		Local Funds	Total
						State Fund Code	State Funds		
RW	2024		STBG	19,718		MVA	402	0	20,120
CN	2024		STBG	1,361,228		MVA	27,780	0	1,389,008
<b>Project Totals</b>				<b>1,380,946</b>			<b>28,182</b>	<b>0</b>	<b>1,409,128</b>

**Expenditure Schedule**

Phase	1st	2nd	3rd	4th	5th & 6th
RW	402	19,718	0	0	0
CN	27,780	1,361,228	0	0	0
<b>Totals</b>	<b>28,182</b>	<b>1,380,946</b>	<b>0</b>	<b>0</b>	<b>0</b>

Washington State S. T. I. P.

2024 to 2027

(Project Funds to Nearest Dollar)

MPO/RTPO: CDTC

Y Inside

N Outside

November 17, 2023

County:

Agency: WSDOT - NC

Func Cls	Project Number	PIN	STIP ID	Imp Type	Total Project Length	Environmental Type	RW Required	Begin Termini	End Termini	Total Est. Cost of Project	STIP Amend. No.
02	0097(196)	209791Q	209791Q	21	0.110	CE	No	213.92	214.03	609,877	

US 97A/South of Entiat Site 1 - Rock Slope Scaling

This project will construct rock slope protection and increase slope stability.

**Funding**

Phase	Start Date	Federal Fund Code	Federal Funds	State Fund Code	State Funds	Local Funds	Total
CN	2027	STBG	520,382	MVA	10,621	0	531,003
<b>Project Totals</b>			<b>520,382</b>		<b>10,621</b>	<b>0</b>	<b>531,003</b>

**Expenditure Schedule**

Phase	1st	2nd	3rd	4th	5th & 6th
CN	0	0	0	4,379	526,624
<b>Totals</b>	<b>0</b>	<b>0</b>	<b>0</b>	<b>4,379</b>	<b>526,624</b>

	Federal Funds	State Funds	Local Funds	Total
<b>Agency Totals for WSDOT - NC</b>	<b>72,103,467</b>	<b>76,325,616</b>	<b>0</b>	<b>148,429,083</b>

Washington State S. T. I. P.

2024 to 2027

(Project Funds to Nearest Dollar)

MPO/RTPO: CWCG

Y Inside

N Outside

November 17, 2023

County: Cowlitz

Agency: Kelso

Func Cls	Project Number	PIN	STIP ID	Imp Type	Total Project Length	Environmental Type	RW Required	Begin Termini	End Termini	Total Est. Cost of Project	STIP Amend. No.
04			WA-14137	22		CE	Yes	Varies	Varies	29,265,000	

Hazel Street RR Grade Separation

Remove and replace Mill and Yew Street RR crossings with a separated crossing at Hazel Street. Install grade separation, revise street alignment, close/modify existing grade crossings and improve intersections and streets. Project includes associated ADA and utility work as needed.

Funding

Phase	Start Date	Federal Fund Code	Federal Funds		State Fund Code	State Funds	Local Funds	Total
			Federal Funds	State Funds				
CN	2024	HSIP	4,265,000	19,461,674	WSDOT	19,461,674	0	23,726,674
<b>Project Totals</b>			<b>4,265,000</b>	<b>19,461,674</b>		<b>19,461,674</b>	<b>0</b>	<b>23,726,674</b>

Expenditure Schedule

Phase	1st	2nd	3rd	4th	5th & 6th
CN	23,726,674	0	0	0	0
<b>Totals</b>	<b>23,726,674</b>	<b>0</b>	<b>0</b>	<b>0</b>	<b>0</b>

Washington State S. T. I. P.

2024 to 2027

(Project Funds to Nearest Dollar)

MPO/RTPO: CWCG

Y Inside

N Outside

November 17, 2023

County: Cowlitz

Agency: Kelso

Func Cls	Project Number	PIN	STIP ID	Imp Type	Total Project Length	Environmental Type	RW Required	Begin Termini	End Termini	Total Est. Cost of Project	STIP Amend. No.
00	000S(647)		WA-14897	21		CE	No	Citywide	Citywide	865,000	

Systemic Pedestrian Safety Improvements

Install rectangular rapid flashing beacons, median refuge island, radar speed feedback signs, street lighting, signing, pavement markings and curb ramps as needed.

**Funding**

Phase	Start Date	Federal	Fund Code	Federal Funds	State Fund Code	State Funds	Local Funds	Total
CN	2024		HSIP	669,000		0	0	669,000
<b>Project Totals</b>				<b>669,000</b>		<b>0</b>	<b>0</b>	<b>669,000</b>

**Expenditure Schedule**

Phase	1st	2nd	3rd	4th	5th & 6th
CN	669,000	0	0	0	0
<b>Totals</b>	<b>669,000</b>	<b>0</b>	<b>0</b>	<b>0</b>	<b>0</b>

Washington State S. T. I. P.

2024 to 2027

(Project Funds to Nearest Dollar)

MPO/RTPO: CWCG

Y Inside

N Outside

November 17, 2023

County: Cowlitz

Agency: Kelso

Func Cls	Project Number	PIN	STIP ID	Imp Type	Total Project Length	Environmental Type	RW Required	Begin Termini	End Termini	Total Est. Cost of Project	STIP Amend. No.
04	000S(593)		KEL 582101	21		CE	No	various	various	375,200	

Systemic Safety Improvements 2020

Install rectangular rapid flashing beacons (RRFBs), signage, stop lines, lighting, audible pedestrian signal pushbuttons, and countdown pedestrian signal heads in various locations.

**Funding**

Phase	Start Date	Federal	Fund Code	Federal Funds	State Fund Code	State Funds	Local Funds	Total
CN	2024		HSIP	300,200		0	0	300,200
<b>Project Totals</b>				<b>300,200</b>		<b>0</b>	<b>0</b>	<b>300,200</b>

**Expenditure Schedule**

Phase	1st	2nd	3rd	4th	5th & 6th
CN	300,200	0	0	0	0
<b>Totals</b>	<b>300,200</b>	<b>0</b>	<b>0</b>	<b>0</b>	<b>0</b>

	Federal Funds	State Funds	Local Funds	Total
<b>Agency Totals for Kelso</b>	<b>5,234,200</b>	<b>19,461,674</b>	<b>0</b>	<b>24,695,874</b>

Washington State S. T. I. P.

2024 to 2027

(Project Funds to Nearest Dollar)

MPO/RTPO: CWCG

Y Inside

N Outside

November 17, 2023

County: Cowlitz

Agency: Longview

Func Cls	Project Number	PIN	STIP ID	Imp Type	Total Project Length	Environmental Type	RW Required	Begin Termini	End Termini	Total Est. Cost of Project	STIP Amend. No.
00			WA-15249	23		CE	No	N/A	N/A	248,000	

BUS STOP AMENITIES CTA 23-4

Shelters, benches, disposal cans, etc.

**Funding**

Phase	Start Date	Federal Fund Code	Federal Funds	State Fund Code	State Funds	Local Funds	Total
ALL	2024	5339	118,000		0	130,000	248,000
<b>Project Totals</b>			<b>118,000</b>		<b>0</b>	<b>130,000</b>	<b>248,000</b>

**Expenditure Schedule**

Phase	1st	2nd	3rd	4th	5th & 6th
ALL	248,000	0	0	0	0
<b>Totals</b>	<b>248,000</b>	<b>0</b>	<b>0</b>	<b>0</b>	<b>0</b>

Washington State S. T. I. P.

2024 to 2027

(Project Funds to Nearest Dollar)

MPO/RTPO: CWCG

Y Inside

N Outside

November 17, 2023

County: Cowlitz

Agency: Longview

Func Cls	Project Number	PIN	STIP ID	Imp Type	Total Project Length	Environmental Type	RW Required	Begin Termini	End Termini	Total Est. Cost of Project	STIP Amend. No.
00			WA-15196	23		CE	No	N/A	N/A	171,366	

CITY SHOP HVAC SYSTEM REPLACEMENT CTA 23-3

Replace City Shops HVAC

**Funding**

Phase	Start Date	Federal Fund Code	Federal Funds	State Fund Code	State Funds	Local Funds	Total
ALL	2024	5339	102,820		0	68,546	171,366
<b>Project Totals</b>			<b>102,820</b>		<b>0</b>	<b>68,546</b>	<b>171,366</b>

**Expenditure Schedule**

Phase	1st	2nd	3rd	4th	5th & 6th
ALL	171,366	0	0	0	0
<b>Totals</b>	<b>171,366</b>	<b>0</b>	<b>0</b>	<b>0</b>	<b>0</b>



Washington State S. T. I. P.

2024 to 2027

(Project Funds to Nearest Dollar)

MPO/RTPO: CWCG

Y Inside

N Outside

November 17, 2023

County: Cowlitz

Agency: Longview

Func Cls	Project Number	PIN	STIP ID	Imp Type	Total Project Length	Environmental Type	RW Required	Begin Termini	End Termini	Total Est. Cost of Project	STIP Amend. No.
00			WA-15195	23		CE	No	N/A	N/A	823,854	

CITY SHOP ROOF REPLACEMENT CTA 23-2

Replace City Shops Roof

Funding

Phase	Start Date	Federal	Fund Code	Federal Funds		State Funds		Local Funds	Total
				Fund Code	Federal Funds	State Fund Code	State Funds		
ALL	2024		5339		494,312		0	329,542	823,854
<b>Project Totals</b>					<b>494,312</b>		<b>0</b>	<b>329,542</b>	<b>823,854</b>

Expenditure Schedule

Phase	1st	2nd	3rd	4th	5th & 6th
ALL	823,854	0	0	0	0
<b>Totals</b>	<b>823,854</b>	<b>0</b>	<b>0</b>	<b>0</b>	<b>0</b>

Washington State S. T. I. P.

2024 to 2027

(Project Funds to Nearest Dollar)

MPO/RTPO: CWCG

Y Inside

N Outside

November 17, 2023

County: Cowlitz

Agency: Longview

Func Cls	Project Number	PIN	STIP ID	Imp Type	Total Project Length	Environmental Type	RW Required	Begin Termini	End Termini	Total Est. Cost of Project	STIP Amend. No.
06		WA338	WA-13505	04	1.000	CE	Yes	Fishers Lane	Cascade Drive	7,500,000	

COLUMBIA HEIGHTS ROAD

Reconstruct roadway adding drainage, sidewalk, illumination, & guard rail.

**Funding**

Phase	Start Date	Federal	Fund Code	Federal Funds		State Funds		Local Funds	Total
				Federal Funds	State Fund Code	State Funds	Local Funds		
PE	2024		DEMO	519,000		0	81,000	600,000	
RW	2024		DEMO	86,000		0	14,000	100,000	
CN	2026		DEMO	4,895,000		0	1,905,000	6,800,000	
<b>Project Totals</b>				<b>5,500,000</b>		<b>0</b>	<b>2,000,000</b>	<b>7,500,000</b>	

**Expenditure Schedule**

Phase	1st	2nd	3rd	4th	5th & 6th
PE	600,000	0	0	0	0
RW	100,000	0	0	0	0
CN	0	0	6,800,000	0	0
<b>Totals</b>	<b>700,000</b>	<b>0</b>	<b>6,800,000</b>	<b>0</b>	<b>0</b>

Washington State S. T. I. P.

2024 to 2027

(Project Funds to Nearest Dollar)

MPO/RTPO: CWCG

Y Inside

N Outside

November 17, 2023

County: Cowlitz

Agency: Longview

Func Cls	Project Number	PIN	STIP ID	Imp Type	Total Project Length	Environmental Type	RW Required	Begin Termini	End Termini	Total Est. Cost of Project	STIP Amend. No.
00			WA-15251	23		CE	No	N/A	N/A	150,000	

ONE ADA SUPERVISOR LIFT-EQUIPPED VAN CTA 24-3

Purchase One Supervisor Lift-Equipped Van.

**Funding**

Phase	Start Date	Federal Fund Code	Federal Funds	State Fund Code	State Funds	Local Funds	Total
ALL	2024	5339	100,000		0	50,000	150,000
<b>Project Totals</b>			<b>100,000</b>		<b>0</b>	<b>50,000</b>	<b>150,000</b>

**Expenditure Schedule**

Phase	1st	2nd	3rd	4th	5th & 6th
ALL	150,000	0	0	0	0
<b>Totals</b>	<b>150,000</b>	<b>0</b>	<b>0</b>	<b>0</b>	<b>0</b>

Washington State S. T. I. P.

2024 to 2027

(Project Funds to Nearest Dollar)

MPO/RTPO: CWCG

Y Inside

N Outside

November 17, 2023

County: Cowlitz

Agency: Longview

Func Cls	Project Number	PIN	STIP ID	Imp Type	Total Project Length	Environmental Type	RW Required	Begin Termini	End Termini	Total Est. Cost of Project	STIP Amend. No.
00			WA-09223	23		CE	No	N/A	N/A	953,600	

ONE TRANSIT COACH CTA 22-2

One Transit Coach. Diesel to Hybrid.

Funding

Phase	Start Date	Federal	Fund Code	Federal Funds		State Funds		Local Funds	Total
				Federal Funds	State Fund Code	State Funds	Local Funds		
ALL	2024			0	WSDOT	653,600		300,000	953,600
<b>Project Totals</b>				<b>0</b>		<b>653,600</b>		<b>300,000</b>	<b>953,600</b>

Expenditure Schedule

Phase	1st	2nd	3rd	4th	5th & 6th
ALL	712,000	0	0	0	0
<b>Totals</b>	<b>712,000</b>	<b>0</b>	<b>0</b>	<b>0</b>	<b>0</b>

Washington State S. T. I. P.

2024 to 2027

(Project Funds to Nearest Dollar)

MPO/RTPO: CWCG

Y Inside

N Outside

November 17, 2023

County: Cowlitz

Agency: Longview

Func Cls	Project Number	PIN	STIP ID	Imp Type	Total Project Length	Environmental Type	RW Required	Begin Termini	End Termini	Total Est. Cost of Project	STIP Amend. No.
00			WA-15252	23		CE	No	N/A	N/A	150,000	

ONE TRANSIT FACILITIES TRUCK & ONE RELIEF CAR CTA 26-3

Purchase One Truck and One Car.

**Funding**

Phase	Start Date	Federal Fund Code	Federal Funds	State Fund Code	State Funds	Local Funds	Total
ALL	2026	5339	120,000		0	30,000	150,000
<b>Project Totals</b>			<b>120,000</b>		<b>0</b>	<b>30,000</b>	<b>150,000</b>

**Expenditure Schedule**

Phase	1st	2nd	3rd	4th	5th & 6th
ALL	0	0	150,000	0	0
<b>Totals</b>	<b>0</b>	<b>0</b>	<b>150,000</b>	<b>0</b>	<b>0</b>

Washington State S. T. I. P.

2024 to 2027

(Project Funds to Nearest Dollar)

MPO/RTPO: CWCG

Y Inside

N Outside

November 17, 2023

County: Cowlitz

Agency: Longview

Func Cls	Project Number	PIN	STIP ID	Imp Type	Total Project Length	Environmental Type	RW Required	Begin Termini	End Termini	Total Est. Cost of Project	STIP Amend. No.
04			WA-15200	21		CE	No	VARIES	VARIES	1,743,000	

SYSTEMIC PEDESTRIAN CROSSING IMPROVEMENTS

Install RRFB's, Median Island, Radar Speed Signs, Lighting & crosswalks.

Funding

Phase	Start Date	Federal	Fund Code	Federal Funds		State Fund Code	State Funds	Local Funds	Total
PE	2024		HSIP	200,000			0	0	200,000
CN	2025		HSIP	1,543,000			0	0	1,543,000
<b>Project Totals</b>				<b>1,743,000</b>			<b>0</b>	<b>0</b>	<b>1,743,000</b>

Expenditure Schedule

Phase	1st	2nd	3rd	4th	5th & 6th
PE	200,000	0	0	0	0
CN	0	1,543,000	0	0	0
<b>Totals</b>	<b>200,000</b>	<b>1,543,000</b>	<b>0</b>	<b>0</b>	<b>0</b>

Washington State S. T. I. P.

2024 to 2027

(Project Funds to Nearest Dollar)

MPO/RTPO: CWCG

Y Inside

N Outside

November 17, 2023

County: Cowlitz

Agency: Longview

Func Cls	Project Number	PIN	STIP ID	Imp Type	Total Project Length	Environmental Type	RW Required	Begin Termini	End Termini	Total Est. Cost of Project	STIP Amend. No.
03	6834(006)		WA-14336	21	0.350	CE	No	9th Ave.	14th Ave.	1,195,580	

TENNANT WAY CORRIDOR TRAFFIC SIGNAL IMPV.

Traffic Signal Improvements to five intersections

**Funding**

Phase	Start Date	Federal	Fund Code	Federal Funds		State Funds		Local Funds	Total
				Fund Code	Federal Funds	State Fund Code	State Funds		
CN	2025		STBG(UM)		809,536		0	126,341	935,877
<b>Project Totals</b>					<b>809,536</b>		<b>0</b>	<b>126,341</b>	<b>935,877</b>

**Expenditure Schedule**

Phase	1st	2nd	3rd	4th	5th & 6th
CN	0	935,877	0	0	0
<b>Totals</b>	<b>0</b>	<b>935,877</b>	<b>0</b>	<b>0</b>	<b>0</b>

Washington State S. T. I. P.

2024 to 2027

(Project Funds to Nearest Dollar)

MPO/RTPO: CWCG

Y Inside

N Outside

November 17, 2023

County: Cowlitz

Agency: Longview

Func Cls	Project Number	PIN	STIP ID	Imp Type	Total Project Length	Environmental Type	RW Required	Begin Termini	End Termini	Total Est. Cost of Project	STIP Amend. No.
00			WA-08013	23		CE	No	N/A	N/A	2,254,000	

TRANSIT OPERATING ASSISTANCE CTA 21-1

Transit Operating Assistance - Additional Funding to support public transit fixed route and paratransit service in the Longview/Kelso urban area

**Funding**

Phase	Start Date	Federal Fund Code	Federal Funds		State Fund Code	State Funds	Local Funds	Total
			Federal	Fund Code				
ALL	2024	5307		1,657,000		0	597,000	2,254,000
<b>Project Totals</b>				<b>1,657,000</b>		<b>0</b>	<b>597,000</b>	<b>2,254,000</b>

**Expenditure Schedule**

Phase	1st	2nd	3rd	4th	5th & 6th
ALL	2,254,000	0	0	0	0
<b>Totals</b>	<b>2,254,000</b>	<b>0</b>	<b>0</b>	<b>0</b>	<b>0</b>



Washington State S. T. I. P.

2024 to 2027

(Project Funds to Nearest Dollar)

MPO/RTPO: CWCG

Y Inside

N Outside

November 17, 2023

County: Cowlitz

Agency: Longview

Func Cls	Project Number	PIN	STIP ID	Imp Type	Total Project Length	Environmental Type	RW Required	Begin Termini	End Termini	Total Est. Cost of Project	STIP Amend. No.
00			WA-09222	23		CE	No	N/A	N/A	2,720,000	

TRANSIT OPERATING ASSISTANCE CTA 22-1

Transit Operating Assistance - Additional Funding to support public transit fixed route and paratransit service in the Longview/Kelso urban area

**Funding**

Phase	Start Date	Federal Fund Code	Federal Funds	State Fund Code	State Funds	Local Funds	Total
ALL	2024	5307	1,895,000		0	825,000	2,720,000
<b>Project Totals</b>			<b>1,895,000</b>		<b>0</b>	<b>825,000</b>	<b>2,720,000</b>

**Expenditure Schedule**

Phase	1st	2nd	3rd	4th	5th & 6th
ALL	2,720,000	0	0	0	0
<b>Totals</b>	<b>2,720,000</b>	<b>0</b>	<b>0</b>	<b>0</b>	<b>0</b>

Washington State S. T. I. P.

2024 to 2027

(Project Funds to Nearest Dollar)

MPO/RTPO: CWCG

Y Inside

N Outside

November 17, 2023

County: Cowlitz

Agency: Longview

Func Cls	Project Number	PIN	STIP ID	Imp Type	Total Project Length	Environmental Type	RW Required	Begin Termini	End Termini	Total Est. Cost of Project	STIP Amend. No.
00			WA-10164	23		CE	No	N/A	N/A	2,600,000	

TRANSIT OPERATING ASSISTANCE CTA 23-1

Transit Operating Assistance - Additional Funding to support public transit fixed route and paratransit service in the Longview/Kelso urban area

**Funding**

Phase	Start Date	Federal Fund Code	Federal Funds	State Fund Code	State Funds	Local Funds	Total
ALL	2024	5307	1,300,000		0	1,300,000	2,600,000
<b>Project Totals</b>			<b>1,300,000</b>		<b>0</b>	<b>1,300,000</b>	<b>2,600,000</b>

**Expenditure Schedule**

Phase	1st	2nd	3rd	4th	5th & 6th
ALL	2,600,000	0	0	0	0
<b>Totals</b>	<b>2,600,000</b>	<b>0</b>	<b>0</b>	<b>0</b>	<b>0</b>

Washington State S. T. I. P.

2024 to 2027

(Project Funds to Nearest Dollar)

MPO/RTPO: CWCG

Y Inside

N Outside

November 17, 2023

County: Cowlitz

Agency: Longview

Func Cls	Project Number	PIN	STIP ID	Imp Type	Total Project Length	Environmental Type	RW Required	Begin Termini	End Termini	Total Est. Cost of Project	STIP Amend. No.
00			WA-15250	23		CE	No	N/A	N/A	400,000	

TWO ADA CUTAWAY VANS CTA 24-2

Purchase Two Cutaway Vans.

**Funding**

Phase	Start Date	Federal	Fund Code	Federal Funds	State Fund Code	State Funds	Local Funds	Total
ALL	2024		5339	200,000	WSDOT	120,000	80,000	400,000
<b>Project Totals</b>				<b>200,000</b>		<b>120,000</b>	<b>80,000</b>	<b>400,000</b>

**Expenditure Schedule**

Phase	1st	2nd	3rd	4th	5th & 6th
ALL	400,000	0	0	0	0
<b>Totals</b>	<b>400,000</b>	<b>0</b>	<b>0</b>	<b>0</b>	<b>0</b>

	Federal Funds	State Funds	Local Funds	Total
<b>Agency Totals for Longview</b>	<b>14,039,668</b>	<b>773,600</b>	<b>5,836,429</b>	<b>20,649,697</b>

Washington State S. T. I. P.

2024 to 2027

(Project Funds to Nearest Dollar)

MPO/RTPO: CWCG

Y Inside

N Outside

November 17, 2023

County: Cowlitz

Agency: Port of Longview

Func Cls	Project Number	PIN	STIP ID	Imp Type	Total Project Length	Environmental Type	RW Required	Begin Termini	End Termini	Total Est. Cost of Project	STIP Amend. No.
05			WA-14757	22	0.160	EA	Yes	International Way	Columbia Blvd	24,000,000	

Port of Longview At Grade Rail Separation

This project will eliminate an at-grade rail crossing to provide an unobstructed freight and vehicle entrance into the Port's property. Alternatives will be developed, and a preferred alternative selected, during the PE phase.

**Funding**

Phase	Start Date	Federal Funds		State Funds		Local Funds	Total
		Federal	Fund Code	State Fund Code	State Funds		
PE	2024				0	500,000	500,000
PE	2025				0	500,000	500,000
PE	2026				0	500,000	500,000
PE	2027				0	250,000	250,000
		<b>Project Totals</b>			<b>0</b>	<b>1,750,000</b>	<b>1,750,000</b>

**Expenditure Schedule**

Phase	1st	2nd	3rd	4th	5th & 6th
PE	500,000	500,000	500,000	250,000	0
<b>Totals</b>	<b>500,000</b>	<b>500,000</b>	<b>500,000</b>	<b>250,000</b>	<b>0</b>

Washington State S. T. I. P.

2024 to 2027

(Project Funds to Nearest Dollar)

MPO/RTPO: CWCG

Y Inside

N Outside

November 17, 2023

County: Cowlitz

Agency: Port of Longview

Func Cls	Project Number	PIN	STIP ID	Imp Type	Total Project Length	Environmental Type	RW Required	Begin Termini	End Termini	Total Est. Cost of Project	STIP Amend. No.
00			WA-11944	15		EA	Yes	Port of Longview	Port of Longview	101,366,857	

Port of Longview Industrial Rail Corridor Expansion  
Expansion of the existing industrial rail corridor.

Funding

Phase	Start Date	Federal Fund Code	Federal Funds	State Fund Code	State Funds	Local Funds	Total
PE	2024		0		0	500,000	500,000
PE	2025		0		0	200,000	200,000
PE	2026		0		0	50,000	50,000
PE	2027		0		0	150,000	150,000
CN	2024	NHFP	2,000,000		0	0	2,000,000
CN	2024	RAISE	2,520,000		0	13,559,574	16,079,574
CN	2025	RAISE	9,280,000	WSDOT	2,000,000	8,829,414	20,109,414
CN	2026	RAISE	3,600,000		0	18,509,414	22,109,414
CN	2027	RAISE	600,000		0	6,099,823	6,699,823
<b>Project Totals</b>			<b>18,000,000</b>		<b>2,000,000</b>	<b>47,898,225</b>	<b>67,898,225</b>

Washington State S. T. I. P.

2024 to 2027

(Project Funds to Nearest Dollar)

MPO/RTPO: CWCG

Y Inside

N Outside

November 17, 2023

County: Cowlitz

Agency: Port of Longview

Expenditure Schedule

Phase	1st	2nd	3rd	4th	5th & 6th
PE	500,000	200,000	50,000	150,000	0
CN	16,079,574	22,109,414	22,109,414	6,699,823	0
<b>Totals</b>	<b>16,579,574</b>	<b>22,309,414</b>	<b>22,159,414</b>	<b>6,849,823</b>	<b>0</b>

	Federal Funds	State Funds	Local Funds	Total
<b>Agency Totals for Port of Longview</b>	<b>18,000,000</b>	<b>2,000,000</b>	<b>49,648,225</b>	<b>69,648,225</b>

Washington State S. T. I. P.

2024 to 2027

(Project Funds to Nearest Dollar)

MPO/RTPO: CWCG

Y Inside

N Outside

November 17, 2023

County:

Agency: WSDOT - SW

Func Cls	Project Number	PIN	STIP ID	Imp Type	Total Project Length	Environmental Type	RW Required	Begin Termini	End Termini	Total Est. Cost of Project	STIP Amend. No.
00		BPCWCO G	BPCWCOG08	05		CE	No	Varies	Varies	19,255,401	

Asphalt/Chip Seal Preservation Cowlitz-Wahkiakum Council of Governments (MPO)

Resurface the roadway with chip seal or hot mix asphalt to preserve the structural integrity of the roadway and extend the service life of the pavement. The individual projects may be found at <http://www.wsdot.wa.gov/projects/search/> under the "Programmatic Projects in STIP" tab.

Funding

Phase	Start Date	Federal	Fund Code	Federal Funds		Local Funds	Total
				State Fund Code	State Funds		
PE	2024		NHPP	62,458	MVA	2,498	64,956
PE	2025		NHPP	25,238	MVA	2,599	27,837
PE	2025		STBG	35,327		0	35,327
PE	2026		STBG	285,384	MVA	14,456	299,840
PE	2027			0	MVA	2,504	2,504
CN	2024		STBG	111,026	MVA	2,221	113,247
CN	2025		NHPP	113,195	MVA	2,264	115,459
CN	2026		NHPP	134,909	MVA	13,389	148,298
CN	2026		STBG	534,544		0	534,544
CN	2027		STBG	1,388,394		0	1,388,394
<b>Project Totals</b>				<b>2,690,475</b>		<b>39,931</b>	<b>2,730,406</b>

Washington State S. T. I. P.

2024 to 2027

(Project Funds to Nearest Dollar)

MPO/RTPO: CWCG

Y Inside

N Outside

November 17, 2023

County:

Agency: WSDOT - SW

Expenditure Schedule

Phase	1st	2nd	3rd	4th	5th & 6th
PE	64,956	63,164	299,840	2,504	0
CN	113,247	115,459	682,842	1,388,394	0
<b>Totals</b>	<b>178,203</b>	<b>178,623</b>	<b>982,682</b>	<b>1,390,898</b>	<b>0</b>



Washington State S. T. I. P.

2024 to 2027

(Project Funds to Nearest Dollar)

MPO/RTPO: CWCG

Y Inside

N Outside

November 17, 2023

County:

Agency: WSDOT - SW

Func Cls	Project Number	PIN	STIP ID	Imp Type	Total Project Length	Environmental Type	RW Required	Begin Termini	End Termini	Total Est. Cost of Project	STIP Amend. No.
03	0432(028)	443211S	443211S08	06	0.150	CE	No	4.34	4.49	1,348,312	

SR 432/Washington Way Signal Replacement  
Upgrade Signal System

Funding

Phase	Start Date	Federal Fund Code	Federal Funds	State Fund Code	State Funds	Local Funds	Total
CN	2025	NHPP	752,734	MVA	15,362	0	768,096
<b>Project Totals</b>			<b>752,734</b>		<b>15,362</b>	<b>0</b>	<b>768,096</b>

Expenditure Schedule

Phase	1st	2nd	3rd	4th	5th & 6th
CN	0	758,616	9,480	0	0
<b>Totals</b>	<b>0</b>	<b>758,616</b>	<b>9,480</b>	<b>0</b>	<b>0</b>

	Federal Funds	State Funds	Local Funds	Total
<b>Agency Totals for WSDOT - SW</b>	<b>3,443,209</b>	<b>55,293</b>	<b>0</b>	<b>3,498,502</b>

Washington State S. T. I. P.

2024 to 2027

(Project Funds to Nearest Dollar)

MPO/RTPO: Headquarters

N Inside

Y Outside

November 17, 2023

County:

Agency: State or Area Wide

Func Cls	Project Number	PIN	STIP ID	Imp Type	Total Project Length	Environmental Type	RW Required	Begin Termini	End Termini	Total Est. Cost of Project	STIP Amend. No.
00			WA-14044	23		CE	No	N/A	N/A	1,237,838	

FFY 2022 5310 Small Urban Bucket - Seniors & Individuals with disabilities (non-profit)

Provides funding for operating, capital, mobility management, and administration of services provided to older people and individuals with disabilities in small urban areas.

**Funding**

Phase	Start Date	Federal	Fund Code	Federal Funds	State Fund Code	State Funds	Local Funds	Total
ALL	2024		5310	990,271		0	247,567	1,237,838
<b>Project Totals</b>				<b>990,271</b>		<b>0</b>	<b>247,567</b>	<b>1,237,838</b>

**Expenditure Schedule**

Phase	1st	2nd	3rd	4th	5th & 6th
ALL	1,237,838	0	0	0	0
<b>Totals</b>	<b>1,237,838</b>	<b>0</b>	<b>0</b>	<b>0</b>	<b>0</b>

Washington State S. T. I. P.

2024 to 2027

(Project Funds to Nearest Dollar)

MPO/RTPO: Headquarters

N Inside

Y Outside

November 17, 2023

County:

Agency: State or Area Wide

Func Cls	Project Number	PIN	STIP ID	Imp Type	Total Project Length	Environmental Type	RW Required	Begin Termini	End Termini	Total Est. Cost of Project	STIP Amend. No.
00			WA-14930	23		CE	No	N/A	N/A	5,006,550	

FFY 2023 5310 Puget Sound Large Urban Bucket

Provides funding for operating, capital, mobility management, and administration for services to older people and individuals with disabilities in the Seattle urbanized area.

Funding

Phase	Start Date	Federal	Fund Code	Federal Funds	State Fund Code	State Funds	Local Funds	Total
ALL	2024		5310	4,005,240		0	1,001,310	5,006,550
<b>Project Totals</b>				<b>4,005,240</b>		<b>0</b>	<b>1,001,310</b>	<b>5,006,550</b>

Expenditure Schedule

Phase	1st	2nd	3rd	4th	5th & 6th
ALL	2,503,275	2,503,275	0	0	0
<b>Totals</b>	<b>2,503,275</b>	<b>2,503,275</b>	<b>0</b>	<b>0</b>	<b>0</b>

Washington State S. T. I. P.

2024 to 2027

(Project Funds to Nearest Dollar)

MPO/RTPO: Headquarters

N Inside

Y Outside

November 17, 2023

County:

Agency: State or Area Wide

Func Cls	Project Number	PIN	STIP ID	Imp Type	Total Project Length	Environmental Type	RW Required	Begin Termini	End Termini	Total Est. Cost of Project	STIP Amend. No.
00			WA-14931	23		CE	No	N/A	N/A	2,181,348	

FFY 2023 5310 Statewide Seniors & Individuals w/Disabilities Bucket (Rural)

Provides funding for operating, capital, mobility management and administration for services to older adults and people with disabilities.

Funding

Phase	Start Date	Federal Fund Code	Federal Funds		State Fund Code	State Funds	Local Funds	Total
			Federal	Fund Code				
ALL	2024	5310		1,745,078		0	436,270	2,181,348
<b>Project Totals</b>				<b>1,745,078</b>		<b>0</b>	<b>436,270</b>	<b>2,181,348</b>

Expenditure Schedule

Phase	1st	2nd	3rd	4th	5th & 6th
ALL	1,090,674	1,090,674	0	0	0
<b>Totals</b>	<b>1,090,674</b>	<b>1,090,674</b>	<b>0</b>	<b>0</b>	<b>0</b>

Washington State S. T. I. P.

2024 to 2027

(Project Funds to Nearest Dollar)

MPO/RTPO: Headquarters

N Inside

Y Outside

November 17, 2023

County:

Agency: State or Area Wide

Func Cls	Project Number	PIN	STIP ID	Imp Type	Total Project Length	Environmental Type	RW Required	Begin Termini	End Termini	Total Est. Cost of Project	STIP Amend. No.
00			WA-14929	23		CE	No	N/A	N/A	5,000,000	

FFY 2023 5339 Statewide Bus & Bus Facilities Formula Program

Funding will be used to provide subrecipients grants to purchase vehicles and vehicle related equipment used for fixed route service and to construct bus related facilities.

**Funding**

Phase	Start Date	Federal	Fund Code	Federal Funds	State Fund Code	State Funds	Local Funds	Total
ALL	2024		5339	4,000,000		0	1,000,000	5,000,000
<b>Project Totals</b>				<b>4,000,000</b>		<b>0</b>	<b>1,000,000</b>	<b>5,000,000</b>

**Expenditure Schedule**

Phase	1st	2nd	3rd	4th	5th & 6th
ALL	5,000,000	0	0	0	0
<b>Totals</b>	<b>5,000,000</b>	<b>0</b>	<b>0</b>	<b>0</b>	<b>0</b>

Washington State S. T. I. P.

2024 to 2027

(Project Funds to Nearest Dollar)

MPO/RTPO: Headquarters

N Inside

Y Outside

November 17, 2023

County:

Agency: State or Area Wide

Func Cls	Project Number	PIN	STIP ID	Imp Type	Total Project Length	Environmental Type	RW Required	Begin Termini	End Termini	Total Est. Cost of Project	STIP Amend. No.
00			WA-15280	23		CE	No	N/A	N/A	19,890,000	

FFY 2023 5339(b) Bus & Bus Facilities Discretionary Competitive Grant

Island Transit Bus Facility Expansion - \$7,526,400

Grant Transit - Purchase 4 HD buses - \$2,105,600

Grant Transit Vehicle Wash system - \$572,000

Grays Harbor Transit - Purchase 5 MD Buses - \$626,000

**Funding**

Phase	Start Date	Federal Fund Code	Federal Funds	State Fund Code	State Funds	Local Funds	Total
ALL	2024	5339(b)	10,830,000		0	9,060,000	19,890,000
<b>Project Totals</b>			<b>10,830,000</b>		<b>0</b>	<b>9,060,000</b>	<b>19,890,000</b>

**Expenditure Schedule**

Phase	1st	2nd	3rd	4th	5th & 6th
ALL	4,000,000	7,000,000	8,890,000	0	0
<b>Totals</b>	<b>4,000,000</b>	<b>7,000,000</b>	<b>8,890,000</b>	<b>0</b>	<b>0</b>

Washington State S. T. I. P.

2024 to 2027

(Project Funds to Nearest Dollar)

MPO/RTPO: Headquarters

N Inside

Y Outside

November 17, 2023

County:

Agency: State or Area Wide

Func Cls	Project Number	PIN	STIP ID	Imp Type	Total Project Length	Environmental Type	RW Required	Begin Termini	End Termini	Total Est. Cost of Project	STIP Amend. No.
00			WA-15615	23		CE	No	N/A	N/A	5,156,746	

FFY 2024 5310 Large Urban Statewide Seniors & Individuals w/Disabilities Funding Bucket

Provides funding for operating, capital, mobility management, and administration for services to older adults and individuals with disabilities in the Seattle and Olympia urbanized areas.

Funding

Phase	Start Date	Federal	Fund Code	Federal Funds	State Fund Code	State Funds	Local Funds	Total
ALL	2024		5310	4,125,397		0	1,031,349	5,156,746
<b>Project Totals</b>				<b>4,125,397</b>		<b>0</b>	<b>1,031,349</b>	<b>5,156,746</b>

Expenditure Schedule

Phase	1st	2nd	3rd	4th	5th & 6th
ALL	2,578,373	2,578,373	0	0	0
<b>Totals</b>	<b>2,578,373</b>	<b>2,578,373</b>	<b>0</b>	<b>0</b>	<b>0</b>

Washington State S. T. I. P.

2024 to 2027

(Project Funds to Nearest Dollar)

MPO/RTPO: Headquarters

N Inside

Y Outside

November 17, 2023

County:

Agency: State or Area Wide

Func Cls	Project Number	PIN	STIP ID	Imp Type	Total Project Length	Environmental Type	RW Required	Begin Termini	End Termini	Total Est. Cost of Project	STIP Amend. No.
00			WA-15613	23		CE	No	N/A	N/A	2,246,788	

FFY 2024 5310 Rural Statewide Seniors & Individuals w/Disabilities Funding Bucket

Program provides funding for operating, capital, mobility management, and administration for services to older adults and people with disabilities.

Funding

Phase	Start Date	Federal Fund Code	Federal Funds		State Fund Code	State Funds	Local Funds	Total
			Federal	Fund Code				
ALL	2024	5310		1,797,430		0	449,358	2,246,788
<b>Project Totals</b>				<b>1,797,430</b>		<b>0</b>	<b>449,358</b>	<b>2,246,788</b>

Expenditure Schedule

Phase	1st	2nd	3rd	4th	5th & 6th
ALL	1,123,394	1,123,394	0	0	0
<b>Totals</b>	<b>1,123,394</b>	<b>1,123,394</b>	<b>0</b>	<b>0</b>	<b>0</b>



Washington State S. T. I. P.

2024 to 2027

(Project Funds to Nearest Dollar)

MPO/RTPO: Headquarters

N Inside

Y Outside

November 17, 2023

County:

Agency: State or Area Wide

Func Cls	Project Number	PIN	STIP ID	Imp Type	Total Project Length	Environmental Type	RW Required	Begin Termini	End Termini	Total Est. Cost of Project	STIP Amend. No.
00			WA-15614	23		CE	No	N/A	N/A	3,889,350	

FFY 2024 5310 Small Urban Statewide Seniors & Individuals w/Disabilities Funding Bucket

Program provides funding for operating, capital, mobility management and administration for services provided to older adults and people with disabilities in small urban areas.

Funding

Phase	Start Date	Federal	Fund Code	Federal Funds	State Fund Code	State Funds	Local Funds	Total
ALL	2024		5310	3,111,480		0	777,870	3,889,350
<b>Project Totals</b>				<b>3,111,480</b>		<b>0</b>	<b>777,870</b>	<b>3,889,350</b>

Expenditure Schedule

Phase	1st	2nd	3rd	4th	5th & 6th
ALL	1,944,675	1,944,675	0	0	0
<b>Totals</b>	<b>1,944,675</b>	<b>1,944,675</b>	<b>0</b>	<b>0</b>	<b>0</b>

Washington State S. T. I. P.

2024 to 2027

(Project Funds to Nearest Dollar)

MPO/RTPO: Headquarters

N Inside

Y Outside

November 17, 2023

County:

Agency: State or Area Wide

Func Cls	Project Number	PIN	STIP ID	Imp Type	Total Project Length	Environmental Type	RW Required	Begin Termini	End Termini	Total Est. Cost of Project	STIP Amend. No.
00			WA-15616	23		CE	No	N/A	N/A	35,506,026	

FFY 2024 5311 Statewide Rural Formula Funding Bucket

This program provides funding for operating and capital assistance to transportation providers serving rural areas; provides training and technical assistance under the RTAP program; and provides program administration, including ongoing maintenance for the Grants Management system.

Funding

Phase	Start Date	Federal Fund Code	Federal Funds	State Fund Code	State Funds	Local Funds	Total
ALL	2024	5311	19,328,949		0	16,177,077	35,506,026
<b>Project Totals</b>			<b>19,328,949</b>		<b>0</b>	<b>16,177,077</b>	<b>35,506,026</b>

Expenditure Schedule

Phase	1st	2nd	3rd	4th	5th & 6th
ALL	15,253,013	15,253,013	5,000,000	0	0
<b>Totals</b>	<b>15,253,013</b>	<b>15,253,013</b>	<b>5,000,000</b>	<b>0</b>	<b>0</b>

Washington State S. T. I. P.

2024 to 2027

(Project Funds to Nearest Dollar)

MPO/RTPO: Headquarters

N Inside

Y Outside

November 17, 2023

County:

Agency: State or Area Wide

Func Cls	Project Number	PIN	STIP ID	Imp Type	Total Project Length	Environmental Type	RW Required	Begin Termini	End Termini	Total Est. Cost of Project	STIP Amend. No.
00			WA-15612	23		CE	No	N/A	N/A	5,000,000	

FFY 2024 Statewide Formula Bus & Bus Facilities Program

Funding will be used to provide subrecipients with grants to purchase vehicles and vehicle related equipment used for fixed route service and also to construct bus related facilities.

**Funding**

Phase	Start Date	Federal Fund Code	Federal Funds	State Fund Code	State Funds	Local Funds	Total
ALL	2024	5339	4,000,000		0	1,000,000	5,000,000
<b>Project Totals</b>			<b>4,000,000</b>		<b>0</b>	<b>1,000,000</b>	<b>5,000,000</b>

**Expenditure Schedule**

Phase	1st	2nd	3rd	4th	5th & 6th
ALL	5,000,000	0	0	0	0
<b>Totals</b>	<b>5,000,000</b>	<b>0</b>	<b>0</b>	<b>0</b>	<b>0</b>

	Federal Funds	State Funds	Local Funds	Total
<b>Agency Totals for State or Area Wide</b>	<b>53,933,845</b>	<b>0</b>	<b>31,180,801</b>	<b>85,114,646</b>

Washington State S. T. I. P.

2024 to 2027

(Project Funds to Nearest Dollar)

MPO/RTPO: Headquarters

N Inside

Y Outside

November 17, 2023

County:

Agency: WSDOT - HQ Local Programs

Func Cls	Project Number	PIN	STIP ID	Imp Type	Total Project Length	Environmental Type	RW Required	Begin Termini	End Termini	Total Est. Cost of Project	STIP Amend. No.
00			WA-15626	28		CE	No	Various	Various	16,130,000	

Puget Sound to Pacific Planning for Multi-use Trail

This project will plan and design approximately 34 active transportation components, addressing approximately 100 miles of gaps, community connections and safety improvements for multi-use trails connecting Bainbridge Island on Puget Sound to the Pacific Coast Ocean at La Push. Partnering with the following agencies: Bainbridge Island \$1,700,000, Forks \$200,000, Port Angeles \$3,400,000, Port Townsend \$550,000, Poulsbo \$500,000, Sequim \$1,400,000, Clallam County \$3,750,000, Jefferson Co. \$580,000, Jefferson Co/Port Townsend \$300,000, Jefferson Co/WSDOT \$1,200,000, Kitsap Co. \$1,400,000, Kitsap Co/Port Gamble S'Klallam Tribe \$650,000, Port of Port Townsend \$250,000, and Quileute Tribe \$250,000.

**Funding**

Phase	Start Date	Federal Fund Code	Federal Funds	State Fund Code	State Funds	Local Funds	Total
PE	2024	RAISE	16,130,000		0	0	16,130,000
<b>Project Totals</b>			<b>16,130,000</b>		<b>0</b>	<b>0</b>	<b>16,130,000</b>

**Expenditure Schedule**

Phase	1st	2nd	3rd	4th	5th & 6th
PE	16,130,000	0	0	0	0
<b>Totals</b>	<b>16,130,000</b>	<b>0</b>	<b>0</b>	<b>0</b>	<b>0</b>

	Federal Funds	State Funds	Local Funds	Total
<b>Agency Totals for WSDOT - HQ Local Programs</b>	<b>16,130,000</b>	<b>0</b>	<b>0</b>	<b>16,130,000</b>

Washington State S. T. I. P.

2024 to 2027

(Project Funds to Nearest Dollar)

MPO/RTPO: Island RTPO

N Inside

Y Outside

November 17, 2023

County: Island

Agency: Island Co.

Func Cls	Project Number	PIN	STIP ID	Imp Type	Total Project Length	Environmental Type	RW Required	Begin Termini	End Termini	Total Est. Cost of Project	STIP Amend. No.
05	Z915(008)		WA-13268	04	1.000	CE	Yes	0.25 mile in each direction	0.25 mile in each direction	4,925,000	

East Camano Drive/Cross Island Intersection Improvements

Improvements at the intersection of East Camano Drive and Cross Island Road include, but are not limited to, removal of existing traffic signal to be replaced with a 4-leg Traditional Modern roundabout, including connection of the Cross Island Road and Arrowhead Road intersection.

**Funding**

Phase	Start Date	Federal	Fund Code	Federal Funds	State Fund Code	State Funds	Local Funds	Total
RW	2025		STBG(R)	43,250		0	6,750	50,000
<b>Project Totals</b>				<b>43,250</b>		<b>0</b>	<b>6,750</b>	<b>50,000</b>

**Expenditure Schedule**

Phase	1st	2nd	3rd	4th	5th & 6th
RW	0	50,000	0	0	0
<b>Totals</b>	<b>0</b>	<b>50,000</b>	<b>0</b>	<b>0</b>	<b>0</b>

Washington State S. T. I. P.

2024 to 2027

(Project Funds to Nearest Dollar)

MPO/RTPO: Island RTPO

N Inside

Y Outside

November 17, 2023

County: Island

Agency: Island Co.

Func Cls	Project Number	PIN	STIP ID	Imp Type	Total Project Length	Environmental Type	RW Required	Begin Termini	End Termini	Total Est. Cost of Project	STIP Amend. No.
00	000S(642)		WA-14188	21		CE	No	Countywide	Countywide	745,000	

Evaluate Horizontal Curves Safety Improvements

Evaluate horizontal curves countywide to add and or upgrade signing.

**Funding**

Phase	Start Date	Federal Fund Code	Federal Funds	State Fund Code	State Funds	Local Funds	Total
CN	2024	HSIP	424,400		0	0	424,400
<b>Project Totals</b>			<b>424,400</b>		<b>0</b>	<b>0</b>	<b>424,400</b>

**Expenditure Schedule**

Phase	1st	2nd	3rd	4th	5th & 6th
CN	424,400	0	0	0	0
<b>Totals</b>	<b>424,400</b>	<b>0</b>	<b>0</b>	<b>0</b>	<b>0</b>

Washington State S. T. I. P.

2024 to 2027

(Project Funds to Nearest Dollar)

MPO/RTPO: Island RTPO

N Inside

Y Outside

November 17, 2023

County: Island

Agency: Island Co.

Func Cls	Project Number	PIN	STIP ID	Imp Type	Total Project Length	Environmental Type	RW Required	Begin Termini	End Termini	Total Est. Cost of Project	STIP Amend. No.
00			IC01-5001	27		CE	No	Countywide	Countywide	748,335	

Island RTPO 2023-2025 UNIFIED WORK PROGRAM

Implementation and administration of the approved Unified Planning Work Program for the Island RTPO for years 2023 and 2025.

**Funding**

Phase	Start Date	Federal	Fund Code	Federal Funds		State Fund Code	State Funds	Local Funds	Total
PL	2024		STBG(R)	88,667		WSDOT	104,617	13,838	207,122
PL	2025		STBG(R)	88,667		WSDOT	104,617	13,838	207,122
<b>Project Totals</b>				<b>177,334</b>			<b>209,234</b>	<b>27,676</b>	<b>414,244</b>

**Expenditure Schedule**

Phase	1st	2nd	3rd	4th	5th & 6th
PL	207,122	207,122	0	0	0
<b>Totals</b>	<b>207,122</b>	<b>207,122</b>	<b>0</b>	<b>0</b>	<b>0</b>

Washington State S. T. I. P.

2024 to 2027

(Project Funds to Nearest Dollar)

MPO/RTPO: Island RTPO

N Inside

Y Outside

November 17, 2023

County: Island

Agency: Island Co.

Func Cls	Project Number	PIN	STIP ID	Imp Type	Total Project Length	Environmental Type	RW Required	Begin Termini	End Termini	Total Est. Cost of Project	STIP Amend. No.
06			WA-11711	28	2.040	CE	Yes	Fort Ebey Park Road	Libbey Road	142,700	

Kettles - Fort Ebey Trail Connector

Develop a multi-use route to facilitate non-motorized travel from the paved Kettles Trail at SR-20 to Libbey Road via Kettles Forest, Fort Ebey State Park and Hill Valley Road.

CN is fully funded with federal funds using Toll Credits as local match.

**Funding**

Phase	Start Date	Federal Fund Code	Federal Funds		State Funds	Local Funds	Total
			Federal Funds	State Fund Code			
CN	2024	TA(R)	132,700		0	0	132,700
<b>Project Totals</b>			<b>132,700</b>		<b>0</b>	<b>0</b>	<b>132,700</b>

**Expenditure Schedule**

Phase	1st	2nd	3rd	4th	5th & 6th
CN	132,700	0	0	0	0
<b>Totals</b>	<b>132,700</b>	<b>0</b>	<b>0</b>	<b>0</b>	<b>0</b>

	Federal Funds	State Funds	Local Funds	Total
<b>Agency Totals for Island Co.</b>	<b>777,684</b>	<b>209,234</b>	<b>34,426</b>	<b>1,021,344</b>



Washington State S. T. I. P.

2024 to 2027

(Project Funds to Nearest Dollar)

MPO/RTPO: Island RTPO

N Inside

Y Outside

November 17, 2023

County: Island

Agency: Port Dist. of S. Whidbey

Func Cls	Project Number	PIN	STIP ID	Imp Type	Total Project Length	Environmental Type	RW Required	Begin Termini	End Termini	Total Est. Cost of Project	STIP Amend. No.
00	0525(043)		WA-12776	04	0.000	CE	No	N/A	N/A	818,786	

Clinton Passenger-Only Ferry Dock Replacement

Removal of remaining damaged floats, existing pilings will remain in place; existing gangway will be stored and re-installed; design/engineer new dock configuration utilizing existing pilings; construction of new Passenger-Only dock.

**Funding**

Phase	Start Date	Federal	Fund Code	Federal Funds	State Fund Code	State Funds	Local Funds	Total
CN	2024			0		0	450,000	450,000
<b>Project Totals</b>				<b>0</b>		<b>0</b>	<b>450,000</b>	<b>450,000</b>

**Expenditure Schedule**

Phase	1st	2nd	3rd	4th	5th & 6th
CN	450,000	0	0	0	0
<b>Totals</b>	<b>450,000</b>	<b>0</b>	<b>0</b>	<b>0</b>	<b>0</b>

	Federal Funds	State Funds	Local Funds	Total
<b>Agency Totals for Port Dist. of S. Whidbey</b>	<b>0</b>	<b>0</b>	<b>450,000</b>	<b>450,000</b>

Washington State S. T. I. P.

2024 to 2027

(Project Funds to Nearest Dollar)

MPO/RTPO: Island RTPO

N Inside

Y Outside

November 17, 2023

County:

Agency: WSDOT - NW

Func Cls	Project Number	PIN	STIP ID	Imp Type	Total Project Length	Environmental Type	RW Required	Begin Termini	End Termini	Total Est. Cost of Project	STIP Amend. No.
00		BPISLAN	WA-08651	06		CE	No	Various	Various	3,081,889	

Asphalt/Chip Seal Preservation Island County

Resurface the roadway with chip seal or hot mix asphalt to preserve the structural integrity of the roadway and extend the service life of the pavement. The individual projects may be found at <http://www.wsdot.wa.gov/projects/search/> under the "Programmatic Projects in STIP" tab.

Funding

Phase	Start Date	Federal	Fund Code	Federal Funds		State Fund Code	State Funds	Local Funds	Total
PE	2024			0		MVA	356,156	0	356,156
PE	2025			0		MVA	180,595	0	180,595
PE	2026			0		MVA	18,627	0	18,627
PE	2027			0		MVA	6,739	0	6,739
CN	2024		STBG	497,238		MVA	415,277	0	912,515
CN	2025			0		MVA	69,191	0	69,191
CN	2026			0		MVA	455,840	0	455,840
CN	2027			0		MVA	328,791	0	328,791
<b>Project Totals</b>				<b>497,238</b>			<b>1,831,216</b>	<b>0</b>	<b>2,328,454</b>

Expenditure Schedule

Phase	1st	2nd	3rd	4th	5th & 6th
PE	356,156	180,595	18,627	6,739	19,639
CN	912,515	69,191	455,840	328,791	733,796
<b>Totals</b>	<b>1,268,671</b>	<b>249,786</b>	<b>474,467</b>	<b>335,530</b>	<b>753,435</b>

Washington State S. T. I. P.

2024 to 2027

(Project Funds to Nearest Dollar)

MPO/RTPO: Island RTPO

N Inside

Y Outside

November 17, 2023

County:

Agency: WSDOT - NW

Func Cls	Project Number	PIN	STIP ID	Imp Type	Total Project Length	Environmental Type	RW Required	Begin Termini	End Termini	Total Est. Cost of Project	STIP Amend. No.
03	0020(209)	102026T	WA-13367	20	0.330	CE	No	SR 20 MP 41.81	SR 20 MP 42.14	1,215,123	

SR 20/Deception and Canoe Pass Bridges - Soil Abatement

During repair and painting of the Deception and Canoe Pass bridges, WSDOT discovered that the soil beneath them has high lead content that triggers DOE regulations requiring cleanup. Removing and replacing the contaminated soils will provide safe habitat for native species.

Note: This project is within the boundaries of IRTPO and SCOG; dollars shown are for IRTPO only.

Funding

Phase	Start Date	Federal Fund Code	Federal Funds		State Fund Code	State Funds	Local Funds	Total
			Federal Funds	State Funds				
CN	2024	NHPP	842,756		MVA	17,199	0	859,955
<b>Project Totals</b>			<b>842,756</b>			<b>17,199</b>	<b>0</b>	<b>859,955</b>

Expenditure Schedule

Phase	1st	2nd	3rd	4th	5th & 6th
CN	643,756	216,199	0	0	0
<b>Totals</b>	<b>643,756</b>	<b>216,199</b>	<b>0</b>	<b>0</b>	<b>0</b>

Washington State S. T. I. P.

2024 to 2027

(Project Funds to Nearest Dollar)

MPO/RTPO: Island RTPO

N Inside

Y Outside

November 17, 2023

County:

Agency: WSDOT - NW

Func Cls	Project Number	PIN	STIP ID	Imp Type	Total Project Length	Environmental Type	RW Required	Begin Termini	End Termini	Total Est. Cost of Project	STIP Amend. No.
03		102019K	WA-15535	21	1.000	CE	Yes	SR 20 MP 30.25	SR 20 MP 31.25	30,000,000	

SR 20/Swantown Road - Intersection Improvements

Construct a roundabout to reduce the cost of maintenance and the severity of collisions.

Funding

Phase	Start Date	Federal Fund Code	Federal Funds	State Fund Code	State Funds	Local Funds	Total
PE	2027		0	CWA	5,000,000	0	5,000,000
<b>Project Totals</b>			<b>0</b>		<b>5,000,000</b>	<b>0</b>	<b>5,000,000</b>

Expenditure Schedule

Phase	1st	2nd	3rd	4th	5th & 6th
PE	0	0	0	819,814	4,170,186
RW	0	0	0	0	2,854,219
<b>Totals</b>	<b>0</b>	<b>0</b>	<b>0</b>	<b>819,814</b>	<b>7,024,405</b>

Washington State S. T. I. P.

2024 to 2027

(Project Funds to Nearest Dollar)

MPO/RTPO: Island RTPO

N Inside

Y Outside

November 17, 2023

County:

Agency: WSDOT - NW

Func Cls	Project Number	PIN	STIP ID	Imp Type	Total Project Length	Environmental Type	RW Required	Begin Termini	End Termini	Total Est. Cost of Project	STIP Amend. No.
03	0020(210)	102022D	WA-13862	21	0.280	CE	No	SR 20 MP 34.33	SR 20 MP 34.61	1,117,588	

SR 20/W Fakkema Road - Intersection Improvements

The intersection of SR 20 at W. Fakkema Road has been identified as a candidate location in the systemic safety strategy for intersections with a compact roundabout program.

Funding

Phase	Start Date	Federal	Fund Code	Federal Funds	State Fund Code	State Funds	Local Funds	Total
PE	2024		HSIP	122,003	MVA	12,067	0	134,070
CN	2024		HSIP	784,962	MVA	16,020	0	800,982
<b>Project Totals</b>				<b>906,965</b>		<b>28,087</b>	<b>0</b>	<b>935,052</b>

Expenditure Schedule

Phase	1st	2nd	3rd	4th	5th & 6th
PE	134,070	0	0	0	0
CN	10,344	784,390	6,248	0	0
<b>Totals</b>	<b>144,414</b>	<b>784,390</b>	<b>6,248</b>	<b>0</b>	<b>0</b>

	Federal Funds	State Funds	Local Funds	Total
<b>Agency Totals for WSDOT - NW</b>	<b>2,246,959</b>	<b>6,876,502</b>	<b>0</b>	<b>9,123,461</b>

Washington State S. T. I. P.

2024 to 2027

(Project Funds to Nearest Dollar)

MPO/RTPO: LCV MPO

Y Inside

N Outside

November 17, 2023

County: Asotin

Agency: Asotin Co.

Func Cls	Project Number	PIN	STIP ID	Imp Type	Total Project Length	Environmental Type	RW Required	Begin Termini	End Termini	Total Est. Cost of Project	STIP Amend. No.
07			WA-14382	28	0.190	CE	No	0.22	0.41	138,850	

Heights Elementary/Lincoln Middle School ADA Improvements (Phase 3)

Construct sidewalks and update ADA ramps around the two schools

**Funding**

Phase	Start Date	Federal Fund Code	Federal Funds		State Funds		Local Funds	Total
			Federal	State	State	Local		
PE	2025		0		0		15,000	15,000
<b>Project Totals</b>			<b>0</b>		<b>0</b>		<b>15,000</b>	<b>15,000</b>

**Expenditure Schedule**

Phase	1st	2nd	3rd	4th	5th & 6th
PE	0	15,000	0	0	0
<b>Totals</b>	<b>0</b>	<b>15,000</b>	<b>0</b>	<b>0</b>	<b>0</b>

Washington State S. T. I. P.

2024 to 2027

(Project Funds to Nearest Dollar)

MPO/RTPO: LCV MPO

Y Inside

N Outside

November 17, 2023

County: Asotin

Agency: Asotin Co.

Func Cls	Project Number	PIN	STIP ID	Imp Type	Total Project Length	Environmental Type	RW Required	Begin Termini	End Termini	Total Est. Cost of Project	STIP Amend. No.
05	C023(009)		0202	04	0.710	CE	No	MP 19.00	19.71	2,819,100	

Snake River Road (Unit A)

Improve roadway geometrics, drainage, surfacing, reconstruct and widen 2 lane roadway and install guardrail.

Funding

Phase	Start Date	Federal Fund Code	Federal Funds	State Fund Code	State Funds	Local Funds	Total
CN	2024	STBG(R)	139,560	CRAB	1,376,100	56,540	1,572,200
<b>Project Totals</b>			<b>139,560</b>		<b>1,376,100</b>	<b>56,540</b>	<b>1,572,200</b>

Expenditure Schedule

Phase	1st	2nd	3rd	4th	5th & 6th
CN	1,572,200	0	0	0	0
<b>Totals</b>	<b>1,572,200</b>	<b>0</b>	<b>0</b>	<b>0</b>	<b>0</b>

Washington State S. T. I. P.

2024 to 2027

(Project Funds to Nearest Dollar)

MPO/RTPO: LCV MPO

Y Inside

N Outside

November 17, 2023

County: Asotin

Agency: Asotin Co.

Func Cls	Project Number	PIN	STIP ID	Imp Type	Total Project Length	Environmental Type	RW Required	Begin Termini	End Termini	Total Est. Cost of Project	STIP Amend. No.
05			WA-14378	04	0.840	CE	No	19.71	20.55	4,189,600	

Snake River Road (Unit B)

Improve roadway geometrics, drainage, surfacing, reconstruct and widen 2-lane roadway and install guardrail.

Funding

Phase	Start Date	Federal Fund Code	Federal Funds		State Fund Code	State Funds	Local Funds	Total
			Federal	Fund Code				
PE	2024	STBG(R)	6,130		CRAB	220,770	18,400	245,300
<b>Project Totals</b>			<b>6,130</b>			<b>220,770</b>	<b>18,400</b>	<b>245,300</b>

Expenditure Schedule

Phase	1st	2nd	3rd	4th	5th & 6th
PE	245,300	0	0	0	0
<b>Totals</b>	<b>245,300</b>	<b>0</b>	<b>0</b>	<b>0</b>	<b>0</b>



Washington State S. T. I. P.

2024 to 2027

(Project Funds to Nearest Dollar)

MPO/RTPO: LCV MPO

Y Inside

N Outside

November 17, 2023

County: Asotin

Agency: Asotin Co.

Func Cls	Project Number	PIN	STIP ID	Imp Type	Total Project Length	Environmental Type	RW Required	Begin Termini	End Termini	Total Est. Cost of Project	STIP Amend. No.
05			WA-14379	04	0.800	CE	No	20.55	21.35	5,999,000	

Snake River Road (Unit C)

Improve roadway geometrics, drainage, surfacing, reconstruct and widen 2-lane roadway and install guardrail.

**Funding**

Phase	Start Date	Federal Fund Code	Federal Funds		State Fund Code	State Funds	Local Funds	Total
PE	2027	STBG(R)	8,780		CRAB	316,170	26,350	351,300
<b>Project Totals</b>			<b>8,780</b>			<b>316,170</b>	<b>26,350</b>	<b>351,300</b>

**Expenditure Schedule**

Phase	1st	2nd	3rd	4th	5th & 6th
PE	0	0	0	351,300	0
<b>Totals</b>	<b>0</b>	<b>0</b>	<b>0</b>	<b>351,300</b>	<b>0</b>

Agency Totals for Asotin Co.	Federal Funds		State Funds	Local Funds	Total
	154,470		1,913,040	116,290	2,183,800

Washington State S. T. I. P.

2024 to 2027

(Project Funds to Nearest Dollar)

MPO/RTPO: LCV MPO

Y Inside

N Outside

November 17, 2023

County: Asotin

Agency: Asotin Co. PTBA

Func Cls	Project Number	PIN	STIP ID	Imp Type	Total Project Length	Environmental Type	RW Required	Begin Termini	End Termini	Total Est. Cost of Project	STIP Amend. No.
00			0233	23		CE	No	N/A	N/A	200,000	

Bus and Bus Facilities

Public Transportation Replacement Vehicle Purchase

**Funding**

Phase	Start Date	Federal Fund Code	Federal Funds		State Fund Code	State Funds	Local Funds	Total
			Federal	Fund Code				
ALL	2025	5339		80,000		0	20,000	100,000
ALL	2027	5339		80,000		0	20,000	100,000
<b>Project Totals</b>				<b>160,000</b>		<b>0</b>	<b>40,000</b>	<b>200,000</b>

**Expenditure Schedule**

Phase	1st	2nd	3rd	4th	5th & 6th
ALL	0	100,000	0	100,000	0
<b>Totals</b>	<b>0</b>	<b>100,000</b>	<b>0</b>	<b>100,000</b>	<b>0</b>

Washington State S. T. I. P.

2024 to 2027

(Project Funds to Nearest Dollar)

MPO/RTPO: LCV MPO

Y Inside

N Outside

November 17, 2023

County: Asotin

Agency: Asotin Co. PTBA

Func Cls	Project Number	PIN	STIP ID	Imp Type	Total Project Length	Environmental Type	RW Required	Begin Termini	End Termini	Total Est. Cost of Project	STIP Amend. No.
00			0217	23		CE	No	N/A	N/A	4,500,000	
Operating Assistance											
Operating Assistance											

Funding

Phase	Start Date	Federal	Fund Code	Federal Funds		State Funds		Local Funds	Total
				Fund Code	Federal Funds	State Fund Code	State Funds		
ALL	2024		5307		415,000		0	415,000	830,000
ALL	2025		5307		415,000		0	415,000	830,000
ALL	2026		5307		415,000		0	415,000	830,000
ALL	2027		5307		415,000		0	415,000	830,000
<b>Project Totals</b>					<b>1,660,000</b>		<b>0</b>	<b>1,660,000</b>	<b>3,320,000</b>

Expenditure Schedule

Phase	1st	2nd	3rd	4th	5th & 6th
ALL	830,000	830,000	830,000	830,000	0
<b>Totals</b>	<b>830,000</b>	<b>830,000</b>	<b>830,000</b>	<b>830,000</b>	<b>0</b>

Agency Totals for Asotin Co. PTBA	Federal Funds	State Funds	Local Funds	Total
	1,820,000	0	1,700,000	3,520,000

Washington State S. T. I. P.

2024 to 2027

(Project Funds to Nearest Dollar)

MPO/RTPO: LCV MPO

Y Inside

N Outside

November 17, 2023

County: Asotin

Agency: Clarkston

Func Cls	Project Number	PIN	STIP ID	Imp Type	Total Project Length	Environmental Type	RW Required	Begin Termini	End Termini	Total Est. Cost of Project	STIP Amend. No.
03	5975(003)		WA-13278	04	1.000	CE	Yes	Poplar St.	Highland Avenue	1,400,000	

13th Street Intersection Improvements

Improve intersection safety for cars and pedestrians at Elm St./13th St., Chestnut St./13th St., Libby St. and 13th St., Highland Ave. and 13th St, and Poplar Ave. and 13th St. through the construction of compact roundabouts, corner bulb outs, updated ADA ramps, signing, pavement markings and RRFB's.

**Funding**

Phase	Start Date	Federal	Fund Code	Federal Funds		State Funds	Local Funds	Total
				Federal Funds	State Fund Code			
CN	2025		STBG(UM)	586,370		0	91,514	677,884
CN	2026		STBG(UM)	163,630		0	25,538	189,168
<b>Project Totals</b>				<b>750,000</b>		<b>0</b>	<b>117,052</b>	<b>867,052</b>

**Expenditure Schedule**

Phase	1st	2nd	3rd	4th	5th & 6th
CN	0	677,884	189,168	0	0
<b>Totals</b>	<b>0</b>	<b>677,884</b>	<b>189,168</b>	<b>0</b>	<b>0</b>

Agency Totals for Clarkston	Federal Funds		State Funds	Local Funds	Total
	Federal Funds	State Fund Code			
	750,000		0	117,052	867,052

Washington State S. T. I. P.

2024 to 2027

(Project Funds to Nearest Dollar)

MPO/RTPO: LCV MPO

Y Inside

N Outside

November 17, 2023

County:

Agency: LCV MPO

Func Cls	Project Number	PIN	STIP ID	Imp Type	Total Project Length	Environmental Type	RW Required	Begin Termini	End Termini	Total Est. Cost of Project	STIP Amend. No.
00			0232	18		CE	No	N/A	N/A	200,000	

LCVMPO Metropolitan Planning 2024-2027

LCVMPO planning and program administration identified in UPWP.

**Funding**

Phase	Start Date	Federal	Fund Code	Federal Funds	State Fund Code	State Funds	Local Funds	Total
PL	2025		STBG(UM)	25,000		0	3,902	28,902
PL	2026		STBG(UM)	25,000		0	3,902	28,902
PL	2027		STBG(UM)	25,000		0	3,902	28,902
<b>Project Totals</b>				<b>75,000</b>		<b>0</b>	<b>11,706</b>	<b>86,706</b>

**Expenditure Schedule**

Phase	1st	2nd	3rd	4th	5th & 6th
PL	0	28,902	28,902	28,902	0
<b>Totals</b>	<b>0</b>	<b>28,902</b>	<b>28,902</b>	<b>28,902</b>	<b>0</b>

	Federal Funds	State Funds	Local Funds	Total
<b>Agency Totals for LCV MPO</b>	<b>75,000</b>	<b>0</b>	<b>11,706</b>	<b>86,706</b>

Washington State S. T. I. P.

2024 to 2027

(Project Funds to Nearest Dollar)

MPO/RTPO: NEW RTPO

N Inside

Y Outside

November 17, 2023

County: Stevens

Agency: Kettle Falls

Func Cls	Project Number	PIN	STIP ID	Imp Type	Total Project Length	Environmental Type	RW Required	Begin Termini	End Termini	Total Est. Cost of Project	STIP Amend. No.
06	0620(005)		WA-07633	28		CE	No	Various	Various	115,320	

High School Connector Sidewalk Project Phase 1

Installation of sidewalk and ADA ramps.

CN is fully funded with federal funds using Toll Credits as Local Match.

**Funding**

Phase	Start Date	Federal Fund Code	Federal Funds	State Fund Code	State Funds	Local Funds	Total
CN	2024	TA(R)	99,850		0	0	99,850
<b>Project Totals</b>			<b>99,850</b>		<b>0</b>	<b>0</b>	<b>99,850</b>

**Expenditure Schedule**

Phase	1st	2nd	3rd	4th	5th & 6th
CN	99,850	0	0	0	0
<b>Totals</b>	<b>99,850</b>	<b>0</b>	<b>0</b>	<b>0</b>	<b>0</b>

	Federal Funds	State Funds	Local Funds	Total
<b>Agency Totals for Kettle Falls</b>	<b>99,850</b>	<b>0</b>	<b>0</b>	<b>99,850</b>

Washington State S. T. I. P.

2024 to 2027

(Project Funds to Nearest Dollar)

MPO/RTPO: NEW RTPO

N Inside

Y Outside

November 17, 2023

County: Pend Oreille

Agency: Newport

Func Cls	Project Number	PIN	STIP ID	Imp Type	Total Project Length	Environmental Type	RW Required	Begin Termini	End Termini	Total Est. Cost of Project	STIP Amend. No.
00			WA-14544	28	0.100	CE	No	1st St	Splash Park	147,000	

City Park Sidewalk and ADA Accessibility

This project will complete ADA and accessibility with the City Park. This will complete the connectivity to already existing sidewalks from Calispel Ave and continue to 1st Street.

**Funding**

Phase	Start Date	Federal	Fund Code	Federal Funds	State Fund Code	State Funds	Local Funds	Total
CN	2024		TA(R)	100,000		0	17,000	117,000
<b>Project Totals</b>				<b>100,000</b>		<b>0</b>	<b>17,000</b>	<b>117,000</b>

**Expenditure Schedule**

Phase	1st	2nd	3rd	4th	5th & 6th
CN	117,000	0	0	0	0
<b>Totals</b>	<b>117,000</b>	<b>0</b>	<b>0</b>	<b>0</b>	<b>0</b>

	Federal Funds	State Funds	Local Funds	Total
<b>Agency Totals for Newport</b>	<b>100,000</b>	<b>0</b>	<b>17,000</b>	<b>117,000</b>

Washington State S. T. I. P.

2024 to 2027

(Project Funds to Nearest Dollar)

MPO/RTPO: NEW RTPO

N Inside

Y Outside

November 17, 2023

County: Ferry

Agency: Republic

Func Cls	Project Number	PIN	STIP ID	Imp Type	Total Project Length	Environmental Type	RW Required	Begin Termini	End Termini	Total Est. Cost of Project	STIP Amend. No.
00			WA-11061	28	0.190	CE	No	303	303	515,941	

Republic Pathway Phase 2 - Safe Routes for Students Along SR20

Construct pathway that begins at the existing west crosswalk that accesses the Republic School complex and runs to the east Republic School District SR 20/21 crosswalk and ties together two segments of existing pathway that parallels SR 20/21. PE is fully funded with federal funds utilizing Toll Credit for local match.

**Funding**

Phase	Start Date	Federal Fund Code	Federal Funds		State Fund Code	State Funds	Local Funds	Total
			Federal Funds	State Funds				
PE	2024	TA(R)	62,000			0	0	62,000
<b>Project Totals</b>			<b>62,000</b>			<b>0</b>	<b>0</b>	<b>62,000</b>

**Expenditure Schedule**

Phase	1st	2nd	3rd	4th	5th & 6th
PE	62,000	0	0	0	0
<b>Totals</b>	<b>62,000</b>	<b>0</b>	<b>0</b>	<b>0</b>	<b>0</b>

Agency Totals for Republic	Federal Funds		State Funds	Local Funds	Total
	Federal Funds	State Funds			
	62,000		0	0	62,000



Washington State S. T. I. P.

2024 to 2027

(Project Funds to Nearest Dollar)

MPO/RTPO: NEW RTPO

N Inside

Y Outside

November 17, 2023

County:

Agency: WSDOT - EAST

Func Cls	Project Number	PIN	STIP ID	Imp Type	Total Project Length	Environmental Type	RW Required	Begin Termini	End Termini	Total Est. Cost of Project	STIP Amend. No.
00		BPNEW	BPNEWRTPO	05	0.000	CE	No	000	000	1,210,408	

Asphalt/Chip Seal Preservation Northeast Washington RTPO

Resurface the roadway with chip seal or hot mix asphalt to preserve the structural integrity of the roadway and extend the service life of the pavement. Find a list of included projects at [www.wsdot.wa.gov/ProjectSearch](http://www.wsdot.wa.gov/ProjectSearch)

**Funding**

Phase	Start Date	Federal Funds		State Funds		Local Funds	Total
		Federal	Fund Code	State Fund Code	State Funds		
PE	2024			MVA	93,119	0	93,119
PE	2025			MVA	14,990	0	14,990
PE	2026			MVA	33,597	0	33,597
PE	2027			MVA	15,174	0	15,174
CN	2024			MVA	358,113	0	358,113
CN	2025			MVA	15,092	0	15,092
CN	2026			MVA	197,248	0	197,248
CN	2027			MVA	234,841	0	234,841
<b>Project Totals</b>					<b>962,174</b>	<b>0</b>	<b>962,174</b>

**Expenditure Schedule**

Phase	1st	2nd	3rd	4th	5th & 6th
PE	93,119	14,990	33,597	15,174	25,454
CN	358,113	15,092	197,248	234,841	233,741
<b>Totals</b>	<b>451,232</b>	<b>30,082</b>	<b>230,845</b>	<b>250,015</b>	<b>259,195</b>

Washington State S. T. I. P.

2024 to 2027

(Project Funds to Nearest Dollar)

MPO/RTPO: NEW RTPO

N Inside

Y Outside

November 17, 2023

County:

Agency: WSDOT - EAST

Func Cls	Project Number	PIN	STIP ID	Imp Type	Total Project Length	Environmental Type	RW Required	Begin Termini	End Termini	Total Est. Cost of Project	STIP Amend. No.
00	9999(900)	600026I	600026110	21	0.000	CE	No	0.00	0.00	437,302	

Eastern Region Major Electrical Rehabilitation - RWIS Rebuild

Remove and replace obsolete RWIS Systems throughout the Region

Also in SRTC MPO, QuadCo, and Palouse RTPOs. Amount shown is for work in NEW RTPO.

Funding

Phase	Start Date	Federal Fund Code	Federal Funds	State Fund Code	State Funds	Local Funds	Total
CN	2025	STBG	387,659	MVA	7,912	0	395,571
<b>Project Totals</b>			<b>387,659</b>		<b>7,912</b>	<b>0</b>	<b>395,571</b>

Expenditure Schedule

Phase	1st	2nd	3rd	4th	5th & 6th
CN	0	117,944	277,627	0	0
<b>Totals</b>	<b>0</b>	<b>117,944</b>	<b>277,627</b>	<b>0</b>	<b>0</b>

Washington State S. T. I. P.

2024 to 2027

(Project Funds to Nearest Dollar)

MPO/RTPO: NEW RTPO

N Inside

Y Outside

November 17, 2023

County:

Agency: WSDOT - EAST

Func Cls	Project Number	PIN	STIP ID	Imp Type	Total Project Length	Environmental Type	RW Required	Begin Termini	End Termini	Total Est. Cost of Project	STIP Amend. No.
04		602042E	602042E11	11	0.020	CE	Yes	423.75	423.77	2,875,281	

SR 20/Davis Creek Crossing - Bridge Replacement

Replace bridge 20/924, Davis Creek Bridge, is structurally deficient. Remove & replace bridge designed to current standards.

**Funding**

Phase	Start Date	Federal	Fund Code	Federal Funds		State Funds		Local Funds	Total
				Federal Funds	State Fund Code	State Funds	Local Funds		
PE	2026		STBG	280,039	MVA	11,668	0	291,707	
RW	2026		STBG	93,649	MVA	1,911	0	95,560	
<b>Project Totals</b>				<b>373,688</b>		<b>13,579</b>	<b>0</b>	<b>387,267</b>	

**Expenditure Schedule**

Phase	1st	2nd	3rd	4th	5th & 6th
PE	0	0	119,635	168,550	3,522
RW	0	0	37,626	48,029	9,905
CN	0	0	0	0	2,488,014
<b>Totals</b>	<b>0</b>	<b>0</b>	<b>157,261</b>	<b>216,579</b>	<b>2,501,441</b>

Washington State S. T. I. P.

2024 to 2027

(Project Funds to Nearest Dollar)

MPO/RTPO: NEW RTPO

N Inside

Y Outside

November 17, 2023

County:

Agency: WSDOT - EAST

Func Cls	Project Number	PIN	STIP ID	Imp Type	Total Project Length	Environmental Type	RW Required	Begin Termini	End Termini	Total Est. Cost of Project	STIP Amend. No.
04		602037N	602037N10	04	0.010	CE	Yes	372.96	372.97	2,772,600	

SR 20/Little Pend Oreille Ck Crossing - Remove and Replace Culvert

Reduce road closure risk from failing culvert by replacement of drainage structure. Remove failing cross culvert and replace with a single hydraulically sufficient structure.

**Funding**

Phase	Start Date	Federal Fund Code	Federal Funds	State Fund Code	State Funds	Local Funds	Total
RW	2024	NHPP	34,521	MVA	705	0	35,226
CN	2026	NHPP	2,379,440	MVA	48,560	0	2,428,000
<b>Project Totals</b>			<b>2,413,961</b>		<b>49,265</b>	<b>0</b>	<b>2,463,226</b>

**Expenditure Schedule**

Phase	1st	2nd	3rd	4th	5th & 6th
RW	9,314	24,958	953	0	0
CN	0	0	795,652	1,416,572	215,776
<b>Totals</b>	<b>9,314</b>	<b>24,958</b>	<b>796,605</b>	<b>1,416,572</b>	<b>215,776</b>

Washington State S. T. I. P.

2024 to 2027

(Project Funds to Nearest Dollar)

MPO/RTPO: NEW RTPO

N Inside

Y Outside

November 17, 2023

County:

Agency: WSDOT - EAST

Func Cls	Project Number	PIN	STIP ID	Imp Type	Total Project Length	Environmental Type	RW Required	Begin Termini	End Termini	Total Est. Cost of Project	STIP Amend. No.
04		602039I	602039I10	11	0.020	CE	No	395.80	395.82	2,933,400	

SR 20/Lost Creek Crossing - Bridge Replacement

Replace Bridge 20/905. The existing bridge is structurally deficient. Construct a new bridge preserving the functional integrity of this section of the highway.

Funding

Phase	Start Date	Federal	Fund Code	Federal Funds	State Fund Code	State Funds	Local Funds	Total
PE	2026		STBG	235,584	MVA	9,816	0	245,400
<b>Project Totals</b>				<b>235,584</b>		<b>9,816</b>	<b>0</b>	<b>245,400</b>

Expenditure Schedule

Phase	1st	2nd	3rd	4th	5th & 6th
PE	0	0	100,644	141,794	2,962
CN	0	0	0	0	2,688,000
<b>Totals</b>	<b>0</b>	<b>0</b>	<b>100,644</b>	<b>141,794</b>	<b>2,690,962</b>

Washington State S. T. I. P.

2024 to 2027

(Project Funds to Nearest Dollar)

MPO/RTPO: NEW RTPO

N Inside

Y Outside

November 17, 2023

County:

Agency: WSDOT - EAST

Func Cls	Project Number	PIN	STIP ID	Imp Type	Total Project Length	Environmental Type	RW Required	Begin Termini	End Termini	Total Est. Cost of Project	STIP Amend. No.
04		602036A	602036A10	04	0.010	CE	Yes	365.59	365.60	2,160,050	

SR 20/Starvation Lk Tributary - Remove and Replace Culvert

Reduce road closure risk from failing culvert by replacement of drainage structure. Remove failing cross culvert and replace with a single hydraulically sufficient structure.

**Funding**

Phase	Start Date	Federal	Fund Code	Federal Funds	State Fund Code	State Funds	Local Funds	Total
PE	2026		NHPP	255,096	MVA	10,629	0	265,725
RW	2026		NHPP	35,109	MVA	717	0	35,826
CN	2027		NHPP	1,821,330	MVA	37,169	0	1,858,499
<b>Project Totals</b>				<b>2,111,535</b>		<b>48,515</b>	<b>0</b>	<b>2,160,050</b>

**Expenditure Schedule**

Phase	1st	2nd	3rd	4th	5th & 6th
PE	0	0	94,578	171,147	0
RW	0	0	13,891	21,934	0
CN	0	0	0	32,182	1,826,318
<b>Totals</b>	<b>0</b>	<b>0</b>	<b>108,469</b>	<b>225,263</b>	<b>1,826,318</b>

Washington State S. T. I. P.

2024 to 2027

(Project Funds to Nearest Dollar)

MPO/RTPO: NEW RTPO

N Inside

Y Outside

November 17, 2023

County:

Agency: WSDOT - EAST

Func Cls	Project Number	PIN	STIP ID	Imp Type	Total Project Length	Environmental Type	RW Required	Begin Termini	End Termini	Total Est. Cost of Project	STIP Amend. No.
04		602041F	602041F11	14	0.040	CE	No	415.33	415.37	485,875	

SR 20/Tacoma Creek Crossing - Bridge Deck Repair

Deck repair on bridge 20/917. Rehabilitate existing bridge deck and perform additional depth deck repair as needed. Replace deck with a high early modified concrete overlay to preserve the structural integrity of the bridge.

**Funding**

Phase	Start Date	Federal Fund Code	Federal Funds	State Fund Code	State Funds	Local Funds	Total
PE	2026	STBG	148,200	MVA	6,175	0	154,375
CN	2027	STBG	324,870	MVA	6,630	0	331,500
<b>Project Totals</b>			<b>473,070</b>		<b>12,805</b>	<b>0</b>	<b>485,875</b>

**Expenditure Schedule**

Phase	1st	2nd	3rd	4th	5th & 6th
PE	0	0	134,178	20,197	0
CN	0	0	0	177,296	154,204
<b>Totals</b>	<b>0</b>	<b>0</b>	<b>134,178</b>	<b>197,493</b>	<b>154,204</b>

Washington State S. T. I. P.

2024 to 2027

(Project Funds to Nearest Dollar)

MPO/RTPO: NEW RTPO

N Inside

Y Outside

November 17, 2023

County:

Agency: WSDOT - EAST

Func Cls	Project Number	PIN	STIP ID	Imp Type	Total Project Length	Environmental Type	RW Required	Begin Termini	End Termini	Total Est. Cost of Project	STIP Amend. No.
05		602114K	602114K10	04	0.010	CE	Yes	149.59	149.60	921,425	

SR 21/1.3 Mile So 10-Mile Campground Crosspipe - Remove and Replace

Reduce road closure risk from failing culvert by replacement of drainage structure. Remove failing cross culvert and replace with a single hydraulically sufficient structure.

**Funding**

Phase	Start Date	Federal	Fund Code	Federal Funds	State Fund Code	State Funds	Local Funds	Total
PE	2025		NHPP	112,800	MVA	4,700	0	117,500
RW	2026		NHPP	35,207	MVA	719	0	35,926
<b>Project Totals</b>				<b>148,007</b>		<b>5,419</b>	<b>0</b>	<b>153,426</b>

**Expenditure Schedule**

Phase	1st	2nd	3rd	4th	5th & 6th
PE	0	15,513	44,328	44,328	13,331
RW	0	0	10,011	20,659	5,255
CN	0	0	0	0	768,000
<b>Totals</b>	<b>0</b>	<b>15,513</b>	<b>54,339</b>	<b>64,987</b>	<b>786,586</b>



Washington State S. T. I. P.

2024 to 2027

(Project Funds to Nearest Dollar)

MPO/RTPO: NEW RTPO

N Inside

Y Outside

November 17, 2023

County:

Agency: WSDOT - EAST

Func Cls	Project Number	PIN	STIP ID	Imp Type	Total Project Length	Environmental Type	RW Required	Begin Termini	End Termini	Total Est. Cost of Project	STIP Amend. No.
06		602118A	602118A10	14	0.040	CE	No	181.00	181.04	261,150	

SR 21/Kettle River Crossing - Expansion Joint Repair

Remove and replace expansion joints, work to preserve structural integrity, asset utility and extend the life of bridge 21/334.

Funding

Phase	Start Date	Federal Fund Code	Federal Funds		State Fund Code	State Funds	Local Funds	Total
			Federal	Fund Code				
PE	2026	STBG	59,184		MVA	2,466	0	61,650
<b>Project Totals</b>			<b>59,184</b>			<b>2,466</b>	<b>0</b>	<b>61,650</b>

Expenditure Schedule

Phase	1st	2nd	3rd	4th	5th & 6th
PE	0	0	12,619	48,180	851
CN	0	0	0	0	199,500
<b>Totals</b>	<b>0</b>	<b>0</b>	<b>12,619</b>	<b>48,180</b>	<b>200,351</b>

Washington State S. T. I. P.

2024 to 2027

(Project Funds to Nearest Dollar)

MPO/RTPO: NEW RTPO

N Inside

Y Outside

November 17, 2023

County:

Agency: WSDOT - EAST

Func Cls	Project Number	PIN	STIP ID	Imp Type	Total Project Length	Environmental Type	RW Required	Begin Termini	End Termini	Total Est. Cost of Project	STIP Amend. No.
04		602511H	602511H01	47	0.340	CE	No	113.90	114.24	6,662,174	

SR 25/Columbia River Crossing Northport - Bridge Deck Repair

Remove and replace expansion joints, grind bridge deck, deck prep and repair then replace deck with a modified or latex concrete overlay to preserve the structural integrity of the bridge.

**Funding**

Phase	Start Date	Federal Fund Code	Federal Funds	State Fund Code	State Funds	Local Funds	Total
PE	2027	STBG	701,290	MVA	29,220	0	730,510
<b>Project Totals</b>			<b>701,290</b>		<b>29,220</b>	<b>0</b>	<b>730,510</b>

**Expenditure Schedule**

Phase	1st	2nd	3rd	4th	5th & 6th
PE	0	0	0	82,645	647,865
CN	0	0	0	0	5,931,664
<b>Totals</b>	<b>0</b>	<b>0</b>	<b>0</b>	<b>82,645</b>	<b>6,579,529</b>

Washington State S. T. I. P.

2024 to 2027

(Project Funds to Nearest Dollar)

MPO/RTPO: NEW RTPO

N Inside

Y Outside

November 17, 2023

County:

Agency: WSDOT - EAST

Func Cls	Project Number	PIN	STIP ID	Imp Type	Total Project Length	Environmental Type	RW Required	Begin Termini	End Termini	Total Est. Cost of Project	STIP Amend. No.
04		602511F	602511F10	47	0.300	CE	No	113.92	114.22	16,927,769	

SR 25/Columbia River Crossing Northport - Bridge Painting

The existing steel surfaces on the Columbia River Crossing Bridge located at the north end of Northport require cleaning and painting to delay deterioration. By painting this structure, the structural integrity of the bridge will be preserved and the service life extended.

**Funding**

Phase	Start Date	Federal Fund Code	Federal Funds	State Fund Code	State Funds	Local Funds	Total
PE	2027	STBG	1,103,597	MVA	45,983	0	1,149,580
<b>Project Totals</b>			<b>1,103,597</b>		<b>45,983</b>	<b>0</b>	<b>1,149,580</b>

**Expenditure Schedule**

Phase	1st	2nd	3rd	4th	5th & 6th
PE	0	0	0	130,056	1,019,524
CN	0	0	0	0	15,778,189
<b>Totals</b>	<b>0</b>	<b>0</b>	<b>0</b>	<b>130,056</b>	<b>16,797,713</b>

Washington State S. T. I. P.

2024 to 2027

(Project Funds to Nearest Dollar)

MPO/RTPO: NEW RTPO

N Inside

Y Outside

November 17, 2023

County:

Agency: WSDOT - EAST

Func Cls	Project Number	PIN	STIP ID	Imp Type	Total Project Length	Environmental Type	RW Required	Begin Termini	End Termini	Total Est. Cost of Project	STIP Amend. No.
04		602505F	602505F10	04	0.010	CE	Yes	55.70	55.71	1,171,025	

SR 25/Deer Creek Crossing - Remove and Replace Culvert

Reduce road closure risk from failing culvert by replacement of drainage structure. Remove failing cross culvert and replace with a single hydraulically sufficient structure.

**Funding**

Phase	Start Date	Federal	Fund Code	Federal Funds	State Fund Code	State Funds	Local Funds	Total
RW	2026		NHPP	34,815	MVA	711	0	35,526
CN	2026		NHPP	892,290	MVA	18,210	0	910,500
<b>Project Totals</b>				<b>927,105</b>		<b>18,921</b>	<b>0</b>	<b>946,026</b>

**Expenditure Schedule**

Phase	1st	2nd	3rd	4th	5th & 6th
RW	0	0	35,525	0	0
CN	0	0	273,706	487,305	149,489
<b>Totals</b>	<b>0</b>	<b>0</b>	<b>309,231</b>	<b>487,305</b>	<b>149,489</b>

Washington State S. T. I. P.

2024 to 2027

(Project Funds to Nearest Dollar)

MPO/RTPO: NEW RTPO

N Inside

Y Outside

November 17, 2023

County:

Agency: WSDOT - EAST

Func Cls	Project Number	PIN	STIP ID	Imp Type	Total Project Length	Environmental Type	RW Required	Begin Termini	End Termini	Total Est. Cost of Project	STIP Amend. No.
04		602504A	602504A10	04	0.010	CE	Yes	42.36	42.37	1,713,675	

SR 25/Hunter Creek Crossing - Remove and Replace Culvert

Remove failing cross culvert and replace with a single hydraulically sufficient structure.

**Funding**

Phase	Start Date	Federal	Fund Code	Federal Funds		State Funds		Local Funds	Total
				Federal	Fund Code	State Fund Code	State Funds		
PE	2027		NHPP	263,304		MVA	10,971	0	274,275
RW	2027		NHPP	142,492		MVA	2,908	0	145,400
<b>Project Totals</b>				<b>405,796</b>			<b>13,879</b>	<b>0</b>	<b>419,675</b>

**Expenditure Schedule**

Phase	1st	2nd	3rd	4th	5th & 6th
PE	0	0	0	50,520	223,755
RW	0	0	0	31,689	113,711
CN	0	0	0	0	1,294,000
<b>Totals</b>	<b>0</b>	<b>0</b>	<b>0</b>	<b>82,209</b>	<b>1,631,466</b>

Washington State S. T. I. P.

2024 to 2027

(Project Funds to Nearest Dollar)

MPO/RTPO: NEW RTPO

N Inside

Y Outside

November 17, 2023

County:

Agency: WSDOT - EAST

Func Cls	Project Number	PIN	STIP ID	Imp Type	Total Project Length	Environmental Type	RW Required	Begin Termini	End Termini	Total Est. Cost of Project	STIP Amend. No.
04		602502G	602502G10	47	0.180	CE	No	23.35	23.53	5,021,750	

SR 25/Spokane River Crossing - Bridge Painting

The existing steel surfaces of the Spokane River Crossing Bridge located 23.35 miles north of Davenport require cleaning and painting to delay deterioration. Removing and replacing the expansion joint is also needed to preserve the structural integrity and extend the service life of this steel bridge.

Also in QuadCo RTPO. Amount shown is for work in NEW RTPO.

**Funding**

Phase	Start Date	Federal Fund Code	Federal Funds	State Fund Code	State Funds	Local Funds	Total
CN	2025	STBG	4,637,850	MVA	94,650	0	4,732,500
<b>Project Totals</b>			<b>4,637,850</b>		<b>94,650</b>	<b>0</b>	<b>4,732,500</b>

**Expenditure Schedule**

Phase	1st	2nd	3rd	4th	5th & 6th
CN	0	366,474	2,556,999	1,809,027	0
<b>Totals</b>	<b>0</b>	<b>366,474</b>	<b>2,556,999</b>	<b>1,809,027</b>	<b>0</b>

Washington State S. T. I. P.

2024 to 2027

(Project Funds to Nearest Dollar)

MPO/RTPO: NEW RTPO

N Inside

Y Outside

November 17, 2023

County:

Agency: WSDOT - EAST

Func Cls	Project Number	PIN	STIP ID	Imp Type	Total Project Length	Environmental Type	RW Required	Begin Termini	End Termini	Total Est. Cost of Project	STIP Amend. No.
04		603101J	603101J01	11	0.030	CE	No	14.79	14.82	7,178,850	

SR 31/Sullivan Creek Crossing - Bridge Replacement

The Sullivan Creek bridge is 91 years old and structurally deficient. Remove the existing structure and replace it with a new one to preserve the structural integrity of this section of highway.

**Funding**

Phase	Start Date	Federal Fund Code	Federal Funds	State Fund Code	State Funds	Local Funds	Total
PE	2026	STBG	414,288	MVA	17,262	0	431,550
<b>Project Totals</b>			<b>414,288</b>		<b>17,262</b>	<b>0</b>	<b>431,550</b>

**Expenditure Schedule**

Phase	1st	2nd	3rd	4th	5th & 6th
PE	0	0	37,603	386,862	7,085
CN	0	0	0	0	6,747,300
<b>Totals</b>	<b>0</b>	<b>0</b>	<b>37,603</b>	<b>386,862</b>	<b>6,754,385</b>

Washington State S. T. I. P.

2024 to 2027

(Project Funds to Nearest Dollar)

MPO/RTPO: NEW RTPO

N Inside

Y Outside

November 17, 2023

County:

Agency: WSDOT - EAST

Func Cls	Project Number	PIN	STIP ID	Imp Type	Total Project Length	Environmental Type	RW Required	Begin Termini	End Termini	Total Est. Cost of Project	STIP Amend. No.
00		600200F	600200F10	21	0.000	CE	No	0.00	0.00	72,263	

US 2 Fairchild, US 195 Colfax, US 395 Colville - CCTV Replacements

ER Maintenance work PIF - remove and replace existing CCTV systems.

Also in SRTC MPO and Palouse RTPO. Amount shown is for work in NEW RTPO

Funding

Phase	Start Date	Federal Fund Code	Federal Funds	State Fund Code	State Funds	Local Funds	Total
CN	2025	STBG	67,140	MVA	1,370	0	68,510
<b>Project Totals</b>			<b>67,140</b>		<b>1,370</b>	<b>0</b>	<b>68,510</b>

Expenditure Schedule

Phase	1st	2nd	3rd	4th	5th & 6th
CN	0	5,719	62,791	0	0
<b>Totals</b>	<b>0</b>	<b>5,719</b>	<b>62,791</b>	<b>0</b>	<b>0</b>



Washington State S. T. I. P.

2024 to 2027

(Project Funds to Nearest Dollar)

MPO/RTPO: NEW RTPO

N Inside

Y Outside

November 17, 2023

County:

Agency: WSDOT - EAST

Func Cls	Project Number	PIN	STIP ID	Imp Type	Total Project Length	Environmental Type	RW Required	Begin Termini	End Termini	Total Est. Cost of Project	STIP Amend. No.
03		639524F	639524F01	47	0.240	CE	No	241.49	241.73	16,619,600	

US 395/Columbia River Crossing Kettle Falls - Bridge Painting

The existing steel surfaces on the Columbia River Crossing Bridge located west of Kettle Falls require cleaning and painting to delay deterioration. Removing and replacing the expansion joints is also needed to preserve the structural integrity and extend the service life of this steel bridge.

Funding

Phase	Start Date	Federal	Fund Code	Federal Funds		State Fund Code	State Funds	Local Funds	Total
PE	2026		NHPP	869,760		MVA	36,240	0	906,000
CN	2027			0		MVA	15,713,600	0	15,713,600
<b>Project Totals</b>				<b>869,760</b>			<b>15,749,840</b>	<b>0</b>	<b>16,619,600</b>

Expenditure Schedule

Phase	1st	2nd	3rd	4th	5th & 6th
PE	0	0	787,492	118,508	0
CN	0	0	0	11,000,000	4,713,600
<b>Totals</b>	<b>0</b>	<b>0</b>	<b>787,492</b>	<b>11,118,508</b>	<b>4,713,600</b>

Washington State S. T. I. P.

2024 to 2027

(Project Funds to Nearest Dollar)

MPO/RTPO: NEW RTPO

N Inside

Y Outside

November 17, 2023

County:

Agency: WSDOT - EAST

Func Cls	Project Number	PIN	STIP ID	Imp Type	Total Project Length	Environmental Type	RW Required	Begin Termini	End Termini	Total Est. Cost of Project	STIP Amend. No.
03	0395(119)	639522B	639522B10	04	0.010	CE	Yes	228.66	228.67	3,541,011	

US 395/Colville R Tributary - Remove Fish Barrier

Reduce road closure risk from failing culvert by replacement of drainage structure. Remove failing cross culvert and replace with a single hydraulically sufficient structure that is fish passable.

Funding

Phase	Start Date	Federal Fund Code	Federal Funds	State Fund Code	State Funds	Local Funds	Total
CN	2024	NHPP	2,449,961	MVA	49,999	0	2,499,960
<b>Project Totals</b>			<b>2,449,961</b>		<b>49,999</b>	<b>0</b>	<b>2,499,960</b>

Expenditure Schedule

Phase	1st	2nd	3rd	4th	5th & 6th
CN	1,757,078	742,882	0	0	0
<b>Totals</b>	<b>1,757,078</b>	<b>742,882</b>	<b>0</b>	<b>0</b>	<b>0</b>

Washington State S. T. I. P.

2024 to 2027

(Project Funds to Nearest Dollar)

MPO/RTPO: NEW RTPO

N Inside

Y Outside

November 17, 2023

County:

Agency: WSDOT - EAST

Func Cls	Project Number	PIN	STIP ID	Imp Type	Total Project Length	Environmental Type	RW Required	Begin Termini	End Termini	Total Est. Cost of Project	STIP Amend. No.
03	0395(120)	639524O	639524O10	04	0.010	CE	Yes	247.76	247.77	3,530,269	

US 395/Deadman Creek Crossing - Remove Fish Barrier

Reduce road closure risk from failing culvert by replacement of drainage structure. Remove failing cross culvert and replace with a single hydraulically sufficient structure that is fish passable.

Funding

Phase	Start Date	Federal Fund Code	Federal Funds	State Fund Code	State Funds	Local Funds	Total
CN	2024	NHPP	2,913,050	MVA	59,450	0	2,972,500
<b>Project Totals</b>			<b>2,913,050</b>		<b>59,450</b>	<b>0</b>	<b>2,972,500</b>

Expenditure Schedule

Phase	1st	2nd	3rd	4th	5th & 6th
CN	1,090,298	1,440,368	441,833	0	0
<b>Totals</b>	<b>1,090,298</b>	<b>1,440,368</b>	<b>441,833</b>	<b>0</b>	<b>0</b>

Washington State S. T. I. P.

2024 to 2027

(Project Funds to Nearest Dollar)

MPO/RTPO: NEW RTPO

N Inside

Y Outside

November 17, 2023

County:

Agency: WSDOT - EAST

Func Cls	Project Number	PIN	STIP ID	Imp Type	Total Project Length	Environmental Type	RW Required	Begin Termini	End Termini	Total Est. Cost of Project	STIP Amend. No.
03		639516T	639516T10	44	0.020	CE	No	238.21	238.23	478,450	

US 395/Kettle Falls Meyers St - Signal Rebuild

Several existing signal systems are outdated and require frequent and extensive maintenance. By replacing these obsolete signal systems using current technology and standards, the risk of failure and the high cost of maintenance will be reduced.

**Funding**

Phase	Start Date	Federal Fund Code	Federal Funds	State Fund Code	State Funds	Local Funds	Total
PE	2027	STBG	117,696	MVA	4,904	0	122,600
<b>Project Totals</b>			<b>117,696</b>		<b>4,904</b>	<b>0</b>	<b>122,600</b>

**Expenditure Schedule**

Phase	1st	2nd	3rd	4th	5th & 6th
PE	0	0	0	122,600	0
CN	0	0	0	0	355,850
<b>Totals</b>	<b>0</b>	<b>0</b>	<b>0</b>	<b>122,600</b>	<b>355,850</b>

Washington State S. T. I. P.

2024 to 2027

(Project Funds to Nearest Dollar)

MPO/RTPO: NEW RTPO

N Inside

Y Outside

November 17, 2023

County:

Agency: WSDOT - EAST

Func Cls	Project Number	PIN	STIP ID	Imp Type	Total Project Length	Environmental Type	RW Required	Begin Termini	End Termini	Total Est. Cost of Project	STIP Amend. No.
03		639524N	639524N10	04	0.010	CE	Yes	249.66	249.67	2,278,125	

US 395/Kettle River Tributary Crossing - Remove and Replace Culvert

Reduce road closure risk from failing culvert by replacement of drainage structure. Remove failing cross culvert and replace with a single hydraulically sufficient structure.

**Funding**

Phase	Start Date	Federal	Fund Code	Federal Funds	State Fund Code	State Funds	Local Funds	Total
PE	2025		NHPP	249,696	MVA	10,404	0	260,100
RW	2025		NHPP	34,913	MVA	712	0	35,625
CN	2027		NHPP	1,942,752	MVA	39,648	0	1,982,400
<b>Project Totals</b>				<b>2,227,361</b>		<b>50,764</b>	<b>0</b>	<b>2,278,125</b>

**Expenditure Schedule**

Phase	1st	2nd	3rd	4th	5th & 6th
PE	0	55,170	157,632	47,298	0
RW	0	8,700	18,391	8,534	0
CN	0	0	0	1,982,400	0
<b>Totals</b>	<b>0</b>	<b>63,870</b>	<b>176,023</b>	<b>2,038,232</b>	<b>0</b>

	Federal Funds	State Funds	Local Funds	Total
<b>Agency Totals for WSDOT - EAST</b>	<b>23,037,582</b>	<b>17,248,193</b>	<b>0</b>	<b>40,285,775</b>

Washington State S. T. I. P.

2024 to 2027

(Project Funds to Nearest Dollar)

MPO/RTPO: OCOG RTPO

N Inside

Y Outside

November 17, 2023

County:

Agency: Coulee Dam

Func Cls	Project Number	PIN	STIP ID	Imp Type	Total Project Length	Environmental Type	RW Required	Begin Termini	End Termini	Total Est. Cost of Project	STIP Amend. No.
03			WA-15421	21		CE	No	Various	Various	392,886	

Columbia Ave (SR 155) & Douglas Ave and Crest Dr RRFBs and River Dr (SR 155) School Zone Beacons SRTS

New marked crosswalk, pedestrian scale crossing illumination, rectangular rapid flashing beacon (RRFB), speed feedback signs, school/playground 20 mph speed zone (flashing beacons/signage), ADA curb ramps, audible pedestrian signal

**Funding**

Phase	Start Date	Federal	Fund Code	Federal Funds	State Fund Code	State Funds	Local Funds	Total
PE	2024			0	SRTS	50,695	0	50,695
CN	2024			0	SRTS	342,191	0	342,191
<b>Project Totals</b>				<b>0</b>		<b>392,886</b>	<b>0</b>	<b>392,886</b>

**Expenditure Schedule**

Phase	1st	2nd	3rd	4th	5th & 6th
PE	50,695	0	0	0	0
CN	342,191	0	0	0	0
<b>Totals</b>	<b>392,886</b>	<b>0</b>	<b>0</b>	<b>0</b>	<b>0</b>

	Federal Funds	State Funds	Local Funds	Total
<b>Agency Totals for Coulee Dam</b>	<b>0</b>	<b>392,886</b>	<b>0</b>	<b>392,886</b>

Washington State S. T. I. P.

2024 to 2027

(Project Funds to Nearest Dollar)

MPO/RTPO: OCOG RTPO

N Inside

Y Outside

November 17, 2023

County: Okanogan

Agency: Okanogan Co.

Func Cls	Project Number	PIN	STIP ID	Imp Type	Total Project Length	Environmental Type	RW Required	Begin Termini	End Termini	Total Est. Cost of Project	STIP Amend. No.
07	E243(005)		9309-13	04	1.200	CE	Yes	3.30	4.50	1,530,168	

Cameron Lake Road 3R

Realigned and widen road with HMA or BST, drainage and safety improvements.

Funding

Phase	Start Date	Federal Fund Code	Federal Funds	State Fund Code	State Funds	Local Funds	Total
CN	2024	STBG(R)	190,600	CRAB	1,269,200	0	1,459,800
<b>Project Totals</b>			<b>190,600</b>		<b>1,269,200</b>	<b>0</b>	<b>1,459,800</b>

Expenditure Schedule

Phase	1st	2nd	3rd	4th	5th & 6th
CN	1,459,800	0	0	0	0
<b>Totals</b>	<b>1,459,800</b>	<b>0</b>	<b>0</b>	<b>0</b>	<b>0</b>

Washington State S. T. I. P.

2024 to 2027

(Project Funds to Nearest Dollar)

MPO/RTPO: OCOG RTPO

N Inside

Y Outside

November 17, 2023

County: Okanogan

Agency: Okanogan Co.

Func Cls	Project Number	PIN	STIP ID	Imp Type	Total Project Length	Environmental Type	RW Required	Begin Termini	End Termini	Total Est. Cost of Project	STIP Amend. No.
05			WA-14841	04	0.150	CE	Yes	3.90	4.05	955,000	

Chesaw Road DR (MP 3.90 - 4.05)

Replace old deteriorated culvert with a 20'-28' span structure and add guardrail as needed.

**Funding**

Phase	Start Date	Federal	Fund Code	Federal Funds		State Funds	Local Funds	Total
				Federal Funds	State Fund Code			
PE	2024	0		0	CRAB	76,500	8,500	85,000
RW	2024	0		0	CRAB	18,000	2,000	20,000
<b>Project Totals</b>				<b>0</b>		<b>94,500</b>	<b>10,500</b>	<b>105,000</b>

**Expenditure Schedule**

Phase	1st	2nd	3rd	4th	5th & 6th
PE	85,000	0	0	0	0
RW	20,000	0	0	0	0
CN	0	0	0	0	850,000
<b>Totals</b>	<b>105,000</b>	<b>0</b>	<b>0</b>	<b>0</b>	<b>850,000</b>



Washington State S. T. I. P.

2024 to 2027

(Project Funds to Nearest Dollar)

MPO/RTPO: OCOG RTPO

N Inside

Y Outside

November 17, 2023

County: Okanogan

Agency: Okanogan Co.

Func Cls	Project Number	PIN	STIP ID	Imp Type	Total Project Length	Environmental Type	RW Required	Begin Termini	End Termini	Total Est. Cost of Project	STIP Amend. No.
05			WA-12937	04	0.380	CE	No	0.280	0.660	400,000	

Loomis Oroville Road Drainage

Replace 3 Old deteriorated culverts with approximate 10' span culverts. Guardrail modifications maybe required to accommodate the culverts.

**Funding**

Phase	Start Date	Federal	Fund Code	Federal Funds		State Fund Code	State Funds	Local Funds	Total
PE	2024			0		CRAB	45,000	5,000	50,000
CN	2025			0		CRAB	315,000	35,000	350,000
<b>Project Totals</b>				<b>0</b>			<b>360,000</b>	<b>40,000</b>	<b>400,000</b>

**Expenditure Schedule**

Phase	1st	2nd	3rd	4th	5th & 6th
PE	50,000	0	0	0	0
CN	0	350,000	0	0	0
<b>Totals</b>	<b>50,000</b>	<b>350,000</b>	<b>0</b>	<b>0</b>	<b>0</b>

Washington State S. T. I. P.

2024 to 2027

(Project Funds to Nearest Dollar)

MPO/RTPO: OCOG RTPO

N Inside

Y Outside

November 17, 2023

County: Okanogan

Agency: Okanogan Co.

Func Cls	Project Number	PIN	STIP ID	Imp Type	Total Project Length	Environmental Type	RW Required	Begin Termini	End Termini	Total Est. Cost of Project	STIP Amend. No.
05			WA-14843	03	1.500	CE	No	5.35	6.85	2,281,000	

Old 97 Plata to Ophir 3R

Widening, grading, drainage, full depth reclamation or ballast and top course and HMA. Guardrail installed where warranted.

Funding

Phase	Start Date	Federal Funds		State Funds		Local Funds	Total
		Federal	Fund Code	State Fund Code	State Funds		
PE	2024	0		CRAB	143,100	15,900	159,000
<b>Project Totals</b>		<b>0</b>			<b>143,100</b>	<b>15,900</b>	<b>159,000</b>

Expenditure Schedule

Phase	1st	2nd	3rd	4th	5th & 6th
PE	159,000	0	0	0	0
CN	0	0	0	0	2,122,000
<b>Totals</b>	<b>159,000</b>	<b>0</b>	<b>0</b>	<b>0</b>	<b>2,122,000</b>

Washington State S. T. I. P.

2024 to 2027

(Project Funds to Nearest Dollar)

MPO/RTPO: OCOG RTPO

N Inside

Y Outside

November 17, 2023

County: Okanogan

Agency: Okanogan Co.

Func Cls	Project Number	PIN	STIP ID	Imp Type	Total Project Length	Environmental Type	RW Required	Begin Termini	End Termini	Total Est. Cost of Project	STIP Amend. No.
05	A240(001)		WA-12942	04	0.830	CE	No	2.82	3.65	1,443,352	

Twisp River Road Reconstruction

Minor realignment, widening, grading, drainage, base improvement and HMA or BST.

**Funding**

Phase	Start Date	Federal Fund Code	Federal Funds	State Fund Code	State Funds	Local Funds	Total
CN	2024	STBG(R)	1,157,000		0	180,572	1,337,572
<b>Project Totals</b>			<b>1,157,000</b>		<b>0</b>	<b>180,572</b>	<b>1,337,572</b>

**Expenditure Schedule**

Phase	1st	2nd	3rd	4th	5th & 6th
CN	1,337,572	0	0	0	0
<b>Totals</b>	<b>1,337,572</b>	<b>0</b>	<b>0</b>	<b>0</b>	<b>0</b>

	Federal Funds	State Funds	Local Funds	Total
<b>Agency Totals for Okanogan Co.</b>	<b>1,347,600</b>	<b>1,866,800</b>	<b>246,972</b>	<b>3,461,372</b>

Washington State S. T. I. P.

2024 to 2027

(Project Funds to Nearest Dollar)

MPO/RTPO: OCOG RTPO

N Inside

Y Outside

November 17, 2023

County: Okanogan

Agency: Twisp

Func Cls	Project Number	PIN	STIP ID	Imp Type	Total Project Length	Environmental Type	RW Required	Begin Termini	End Termini	Total Est. Cost of Project	STIP Amend. No.
04	PB19(015)		WA-07876	28	0.390	CE	No	Twisp River bridge	N C/L	1,900,000	

SR 20 North Sidewalk/Bike Path

Construct ADA compliant curb, gutter, sidewalk and bike path on West side of SR 20

**Funding**

Phase	Start Date	Federal Funds		State Fund Code	State Funds	Local Funds	Total
		Federal	Fund Code				
RW	2024				0	10,000	10,000
CN	2025			Ped/Bike Program	1,224,184	549,516	1,773,700
<b>Project Totals</b>		<b>0</b>			<b>1,224,184</b>	<b>559,516</b>	<b>1,783,700</b>

**Expenditure Schedule**

Phase	1st	2nd	3rd	4th	5th & 6th
RW	10,000	0	0	0	0
CN	0	1,773,700	0	0	0
<b>Totals</b>	<b>10,000</b>	<b>1,773,700</b>	<b>0</b>	<b>0</b>	<b>0</b>

		Federal Funds	State Funds	Local Funds	Total
<b>Agency Totals for Twisp</b>		<b>0</b>	<b>1,224,184</b>	<b>559,516</b>	<b>1,783,700</b>

Washington State S. T. I. P.

2024 to 2027

(Project Funds to Nearest Dollar)

MPO/RTPO: OCOG RTPO

N Inside

Y Outside

November 17, 2023

County:

Agency: WSDOT - NC

Func Cls	Project Number	PIN	STIP ID	Imp Type	Total Project Length	Environmental Type	RW Required	Begin Termini	End Termini	Total Est. Cost of Project	STIP Amend. No.
00		BPOC	BPOKANA	05		CE	No	Various	Various	46,471,949	

Asphalt/Chip Seal Preservation Okanogan County

This project will maintain roadway surfaces through various low cost preservation methods. For a list of included projects, go to [www.wsdot.wa.gov/projects/search](http://www.wsdot.wa.gov/projects/search).

Funding

Phase	Start Date	Federal Fund Code	Federal Funds		State Fund Code	State Funds	Local Funds	Total
			Federal	Fund Code				
PE	2024	NHPP	433,207	MVA	129,352	0	562,559	
PE	2025		0	MVA	151,615	0	151,615	
PE	2026	NHPP	100,676	MVA	42,905	0	143,581	
PE	2027		0	MVA	39,336	0	39,336	
CN	2024		0	MVA	222,305	0	222,305	
CN	2025	NHPP	13,949,949	MVA	278,999	0	14,228,948	
CN	2026	NHPP	1,110,049	MVA	542,332	0	1,652,381	
CN	2027	NHPP	10,529,014	MVA	356,286	0	10,885,300	
<b>Project Totals</b>			<b>26,122,895</b>		<b>1,763,130</b>	<b>0</b>	<b>27,886,025</b>	

Expenditure Schedule

Phase	1st	2nd	3rd	4th	5th & 6th
PE	562,559	151,615	143,581	39,336	13,520
CN	222,305	14,228,948	1,652,381	10,885,300	2,796,879
<b>Totals</b>	<b>784,864</b>	<b>14,380,563</b>	<b>1,795,962</b>	<b>10,924,636</b>	<b>2,810,399</b>

Washington State S. T. I. P.

2024 to 2027

(Project Funds to Nearest Dollar)

MPO/RTPO: OCOG RTPO

N Inside

Y Outside

November 17, 2023

County:

Agency: WSDOT - NC

Func Cls	Project Number	PIN	STIP ID	Imp Type	Total Project Length	Environmental Type	RW Required	Begin Termini	End Termini	Total Est. Cost of Project	STIP Amend. No.
06		215300N	215300N	06	0.050	CE	Yes	17.40	17.45	565,050	

SR 153/Cow Creek - Culvert Replacement

This project will replace the SR 153 cow creek culvert.

**Funding**

Phase	Start Date	Federal	Fund Code	Federal Funds		State Funds		Local Funds	Total
				Fund Code	Federal Funds	State Fund Code	State Funds		
PE	2024		STBG		73,066	MAW	12,894	0	85,960
RW	2026		STBG		42,130	MAW	860	0	42,990
CN	2027		STBG		427,378	MAW	8,722	0	436,100
<b>Project Totals</b>					<b>542,574</b>		<b>22,476</b>	<b>0</b>	<b>565,050</b>

**Expenditure Schedule**

Phase	1st	2nd	3rd	4th	5th & 6th
PE	524	28,820	31,440	25,176	0
RW	0	0	21,952	21,038	0
CN	0	0	0	5,097	431,003
<b>Totals</b>	<b>524</b>	<b>28,820</b>	<b>53,392</b>	<b>51,311</b>	<b>431,003</b>

Washington State S. T. I. P.

2024 to 2027

(Project Funds to Nearest Dollar)

MPO/RTPO: OCOG RTPO

N Inside

Y Outside

November 17, 2023

County:

Agency: WSDOT - NC

Func Cls	Project Number	PIN	STIP ID	Imp Type	Total Project Length	Environmental Type	RW Required	Begin Termini	End Termini	Total Est. Cost of Project	STIP Amend. No.
06	0155(023)	215500J	215500J	21	0.150	CE	Yes	033.50	033.65	2,003,557	

SR 155/2 Mi. N of Elmer City Site 1 - Unstable Slope

This project will stabilize the existing slope to enhance safety.

**Funding**

Phase	Start Date	Federal Fund Code	Federal Funds	State Fund Code	State Funds	Local Funds	Total
RW	2024	STBG	36,825	MVA	1,534	0	38,359
<b>Project Totals</b>			<b>36,825</b>		<b>1,534</b>	<b>0</b>	<b>38,359</b>

**Expenditure Schedule**

Phase	1st	2nd	3rd	4th	5th & 6th
RW	1,534	38,359	0	0	0
CN	0	0	0	0	1,774,616
<b>Totals</b>	<b>1,534</b>	<b>38,359</b>	<b>0</b>	<b>0</b>	<b>1,774,616</b>

Washington State S. T. I. P.

2024 to 2027

(Project Funds to Nearest Dollar)

MPO/RTPO: OCOG RTPO

N Inside

Y Outside

November 17, 2023

County:

Agency: WSDOT - NC

Func Cls	Project Number	PIN	STIP ID	Imp Type	Total Project Length	Environmental Type	RW Required	Begin Termini	End Termini	Total Est. Cost of Project	STIP Amend. No.
06	0155(023)	215500K	215500K	21	0.070	CE	Yes	033.58	033.65	1,198,100	

SR 155/2 Mi. N of Elmer City Site 2 - Unstable Slope

This project will stabilize the existing slope to enhance safety at this location.

**Funding**

Phase	Start Date	Federal Fund Code	Federal Funds		State Fund Code	State Funds	Local Funds	Total
RW	2024	STBG		19,200	MVA	800	0	20,000
<b>Project Totals</b>				<b>19,200</b>		<b>800</b>	<b>0</b>	<b>20,000</b>

**Expenditure Schedule**

Phase	1st	2nd	3rd	4th	5th & 6th
RW	800	19,200	0	0	0
CN	0	0	0	0	1,031,400
<b>Totals</b>	<b>800</b>	<b>19,200</b>	<b>0</b>	<b>0</b>	<b>1,031,400</b>



Washington State S. T. I. P.

2024 to 2027

(Project Funds to Nearest Dollar)

MPO/RTPO: OCOG RTPO

N Inside

Y Outside

November 17, 2023

County:

Agency: WSDOT - NC

Func Cls	Project Number	PIN	STIP ID	Imp Type	Total Project Length	Environmental Type	RW Required	Begin Termini	End Termini	Total Est. Cost of Project	STIP Amend. No.
04		202002P	202002P	05	0.040	CE	No	192.84	192.88	586,376	

SR 20/Chewuch River Bridge - Deck Rehab

This project will rehabilitate the bridge deck.

Funding

Phase	Start Date	Federal Fund Code	Federal Funds		State Fund Code	State Funds	Local Funds	Total
			Federal	Fund Code				
PE	2026	STBG	74,054		MVA	10,926	0	84,980
<b>Project Totals</b>			<b>74,054</b>			<b>10,926</b>	<b>0</b>	<b>84,980</b>

Expenditure Schedule

Phase	1st	2nd	3rd	4th	5th & 6th
PE	0	0	41,928	43,052	0
<b>Totals</b>	<b>0</b>	<b>0</b>	<b>41,928</b>	<b>43,052</b>	<b>0</b>

Washington State S. T. I. P.

2024 to 2027

(Project Funds to Nearest Dollar)

MPO/RTPO: OCOG RTPO

N Inside

Y Outside

November 17, 2023

County:

Agency: WSDOT - NC

Func Cls	Project Number	PIN	STIP ID	Imp Type	Total Project Length	Environmental Type	RW Required	Begin Termini	End Termini	Total Est. Cost of Project	STIP Amend. No.
04		202000Z	202000Z	05	0.020	CE	No	177.78	177.80	375,462	

SR 20/Early Winters Creek Bridge - Deck Rehab

This project will rehabilitate the bridge deck.

**Funding**

Phase	Start Date	Federal Fund Code	Federal Funds	State Fund Code	State Funds	Local Funds	Total
PE	2026	STBG	30,950	MVA	7,738	0	38,688
<b>Project Totals</b>			<b>30,950</b>		<b>7,738</b>	<b>0</b>	<b>38,688</b>

**Expenditure Schedule**

Phase	1st	2nd	3rd	4th	5th & 6th
PE	0	0	19,083	19,605	0
<b>Totals</b>	<b>0</b>	<b>0</b>	<b>19,083</b>	<b>19,605</b>	<b>0</b>

	Federal Funds	State Funds	Local Funds	Total
<b>Agency Totals for WSDOT - NC</b>	<b>26,826,498</b>	<b>1,806,604</b>	<b>0</b>	<b>28,633,102</b>

Washington State S. T. I. P.

2024 to 2027

(Project Funds to Nearest Dollar)

MPO/RTPO: Palouse RTPO

Y Inside

N Outside

November 17, 2023

County: Asotin

Agency: Asotin Co.

Func Cls	Project Number	PIN	STIP ID	Imp Type	Total Project Length	Environmental Type	RW Required	Begin Termini	End Termini	Total Est. Cost of Project	STIP Amend. No.
07			WA-14383	08		CE	Yes	N/A	N/A	4,150,000	

Ten Mile Creek #2 Bridge Replacement

Replace existing structurally deficient one-lane bridge

**Funding**

Phase	Start Date	Federal	Fund Code	Federal Funds	State Fund Code	State Funds	Local Funds	Total
PE	2024		BR	526,000		0	0	526,000
RW	2025		BR	50,000		0	0	50,000
CN	2026		BR	3,574,000		0	0	3,574,000
<b>Project Totals</b>				<b>4,150,000</b>		<b>0</b>	<b>0</b>	<b>4,150,000</b>

**Expenditure Schedule**

Phase	1st	2nd	3rd	4th	5th & 6th
PE	526,000	0	0	0	0
RW	0	50,000	0	0	0
CN	0	0	3,574,000	0	0
<b>Totals</b>	<b>526,000</b>	<b>50,000</b>	<b>3,574,000</b>	<b>0</b>	<b>0</b>

	Federal Funds	State Funds	Local Funds	Total
<b>Agency Totals for Asotin Co.</b>	<b>4,150,000</b>	<b>0</b>	<b>0</b>	<b>4,150,000</b>

Washington State S. T. I. P.

2024 to 2027

(Project Funds to Nearest Dollar)

MPO/RTPO: Palouse RTPO

N Inside

Y Outside

November 17, 2023

County: Whitman

Agency: Colfax

Func Cls	Project Number	PIN	STIP ID	Imp Type	Total Project Length	Environmental Type	RW Required	Begin Termini	End Termini	Total Est. Cost of Project	STIP Amend. No.
00			WA-15019	21		CE	No	Various	Various	50,000	

Pedestrian Safety Improvement Project - City of Colfax

This project will increase pedestrian safety in town by providing highly visible crosswalk signage and speed radar signs to educate drivers of their current speed through town. Two speed radar signs and one Rectangular Rapid-Flashing Beacon (RRFB) will be placed on Main St/SR 195. Another speed radar and RRFB will be placed on Fairview Street (an arterial).

**Funding**

Phase	Start Date	Federal Fund Code	Federal Funds	State Fund Code	State Funds	Local Funds	Total
CN	2024	TA(R)	45,000		0	5,000	50,000
<b>Project Totals</b>			<b>45,000</b>		<b>0</b>	<b>5,000</b>	<b>50,000</b>

**Expenditure Schedule**

Phase	1st	2nd	3rd	4th	5th & 6th
CN	50,000	0	0	0	0
<b>Totals</b>	<b>50,000</b>	<b>0</b>	<b>0</b>	<b>0</b>	<b>0</b>

	Federal Funds	State Funds	Local Funds	Total
<b>Agency Totals for Colfax</b>	<b>45,000</b>	<b>0</b>	<b>5,000</b>	<b>50,000</b>

Washington State S. T. I. P.

2024 to 2027

(Project Funds to Nearest Dollar)

MPO/RTPO: Palouse RTPO

N Inside

Y Outside

November 17, 2023

County: Whitman

Agency: Pullman

Func Cls	Project Number	PIN	STIP ID	Imp Type	Total Project Length	Environmental Type	RW Required	Begin Termini	End Termini	Total Est. Cost of Project	STIP Amend. No.
03			WA-15402	21		CE	No	Various	Various	1,062,000	

Citywide Intersection Improvement Project

Install traffic signal controllers and cabinets, flashing yellow arrows, leading pedestrian intervals, 12 inch signal lenses, reflectorized backplates, and internally illuminated street signs.

**Funding**

Phase	Start Date	Federal	Fund Code	Federal Funds	State Fund Code	State Funds	Local Funds	Total
PE	2024		HSIP	86,000		0	0	86,000
CN	2025		HSIP	976,000		0	0	976,000
<b>Project Totals</b>				<b>1,062,000</b>		<b>0</b>	<b>0</b>	<b>1,062,000</b>

**Expenditure Schedule**

Phase	1st	2nd	3rd	4th	5th & 6th
PE	84,000	0	0	0	0
CN	0	976,000	0	0	0
<b>Totals</b>	<b>84,000</b>	<b>976,000</b>	<b>0</b>	<b>0</b>	<b>0</b>

Washington State S. T. I. P.

2024 to 2027

(Project Funds to Nearest Dollar)

MPO/RTPO: Palouse RTPO

N Inside

Y Outside

November 17, 2023

County: Whitman

Agency: Pullman

Func Cls	Project Number	PIN	STIP ID	Imp Type	Total Project Length	Environmental Type	RW Required	Begin Termini	End Termini	Total Est. Cost of Project	STIP Amend. No.
03			WA-15401	21		CE	No	Various	Various	574,000	

Citywide Pedestrian Crossing Improvements

Install Rectangular Rapid Flashing Beacons with pedestrian push buttons. Install signal poles for mounting Rectangular Rapid Flashing Beacons overhead. Signing, marking and curb ramps will be upgraded or rebuilt as needed.

**Funding**

Phase	Start Date	Federal	Fund Code	Federal Funds	State Fund Code	State Funds	Local Funds	Total
PE	2024		HSIP	69,000		0	0	69,000
CN	2025		HSIP	505,000		0	0	505,000
<b>Project Totals</b>				<b>574,000</b>		<b>0</b>	<b>0</b>	<b>574,000</b>

**Expenditure Schedule**

Phase	1st	2nd	3rd	4th	5th & 6th
PE	67,000	0	0	0	0
CN	0	505,000	0	0	0
<b>Totals</b>	<b>67,000</b>	<b>505,000</b>	<b>0</b>	<b>0</b>	<b>0</b>

Washington State S. T. I. P.

2024 to 2027

(Project Funds to Nearest Dollar)

MPO/RTPO: Palouse RTPO

N Inside

Y Outside

November 17, 2023

County: Whitman

Agency: Pullman

Func Cls	Project Number	PIN	STIP ID	Imp Type	Total Project Length	Environmental Type	RW Required	Begin Termini	End Termini	Total Est. Cost of Project	STIP Amend. No.
05			WA-14973	28	0.290	CE	No	Fairway Lane	Valley Road	990,000	

Orchard Dr./Valley Rd. Grade-Separated Shared Use Paved Path

Project will re-align, resurface, and buffer the existing shared use path which is in poor condition.

Funding

Phase	Start Date	Federal	Fund Code	Federal Funds		State Funds	Local Funds	Total
				Federal Funds	State Fund Code			
CN	2024		TA(UM)	330,627		0	425,000	755,627
CN	2025		TA(UM)	148,190		0	0	148,190
CN	2026		TA(UM)	6,183		0	0	6,183
<b>Project Totals</b>				<b>485,000</b>		<b>0</b>	<b>425,000</b>	<b>910,000</b>

Expenditure Schedule

Phase	1st	2nd	3rd	4th	5th & 6th
CN	755,627	148,190	6,183	0	0
<b>Totals</b>	<b>755,627</b>	<b>148,190</b>	<b>6,183</b>	<b>0</b>	<b>0</b>

	Federal Funds	State Funds	Local Funds	Total
<b>Agency Totals for Pullman</b>	<b>2,121,000</b>	<b>0</b>	<b>425,000</b>	<b>2,546,000</b>

Washington State S. T. I. P.

2024 to 2027

(Project Funds to Nearest Dollar)

MPO/RTPO: Palouse RTPO

N Inside

Y Outside

November 17, 2023

County: Whitman

Agency: Whitman Co.

Func Cls	Project Number	PIN	STIP ID	Imp Type	Total Project Length	Environmental Type	RW Required	Begin Termini	End Termini	Total Est. Cost of Project	STIP Amend. No.
00			WA-15588	21		CE	No	Varies	Varies	1,310,000	

Countywide Guardrail and Guideposts

The work will consist of installing and upgrading guardrail and installing guideposts.

**Funding**

Phase	Start Date	Federal Fund Code	Federal Funds	State Fund Code	State Funds	Local Funds	Total
PE	2024	HSIP	34,000		0	0	34,000
CN	2025	HSIP	1,276,000		0	0	1,276,000
<b>Project Totals</b>			<b>1,310,000</b>		<b>0</b>	<b>0</b>	<b>1,310,000</b>

**Expenditure Schedule**

Phase	1st	2nd	3rd	4th	5th & 6th
PE	34,000	0	0	0	0
CN	0	1,276,000	0	0	0
<b>Totals</b>	<b>34,000</b>	<b>1,276,000</b>	<b>0</b>	<b>0</b>	<b>0</b>



Washington State S. T. I. P.

2024 to 2027

(Project Funds to Nearest Dollar)

MPO/RTPO: Palouse RTPO

N Inside

Y Outside

November 17, 2023

County: Whitman

Agency: Whitman Co.

Func Cls	Project Number	PIN	STIP ID	Imp Type	Total Project Length	Environmental Type	RW Required	Begin Termini	End Termini	Total Est. Cost of Project	STIP Amend. No.
06			WA-15594	14	0.200	CE	No	0.06	0.26	1,129,000	

Ewan Bridge

This work will consist of rehabilitating a bridge.

**Funding**

Phase	Start Date	Federal	Fund Code	Federal Funds		State Funds		Local Funds	Total
				Federal Funds	State Fund Code	State Funds	Local Funds		
PE	2024		BR	100,000		0	0	0	100,000
CN	2026		BR	1,029,000		0	0	0	1,029,000
<b>Project Totals</b>				<b>1,129,000</b>		<b>0</b>	<b>0</b>	<b>0</b>	<b>1,129,000</b>

**Expenditure Schedule**

Phase	1st	2nd	3rd	4th	5th & 6th
PE	50,000	50,000	0	0	0
CN	0	0	1,029,000	0	0
<b>Totals</b>	<b>50,000</b>	<b>50,000</b>	<b>1,029,000</b>	<b>0</b>	<b>0</b>

Washington State S. T. I. P.

2024 to 2027

(Project Funds to Nearest Dollar)

MPO/RTPO: Palouse RTPO

N Inside

Y Outside

November 17, 2023

County: Whitman

Agency: Whitman Co.

Func Cls	Project Number	PIN	STIP ID	Imp Type	Total Project Length	Environmental Type	RW Required	Begin Termini	End Termini	Total Est. Cost of Project	STIP Amend. No.
05			WA-02021	06	3.120	CE	Yes	0.00	3.12	4,355,000	

Hume Road

The work will consist of grading, draining, widening and resurfacing including improving site distance and clear zone.

**Funding**

Phase	Start Date	Federal	Fund Code	Federal Funds		State Fund Code	State Funds	Local Funds	Total
PE	2024			0		CRAB	50,000	0	50,000
RW	2024			0		CRAB	30,000	0	30,000
CN	2025		STBG(R)	830,738		CRAB	2,539,954	0	3,370,692
CN	2026		STBG(R)	904,308			0	0	904,308
<b>Project Totals</b>				<b>1,735,046</b>			<b>2,619,954</b>	<b>0</b>	<b>4,355,000</b>

**Expenditure Schedule**

Phase	1st	2nd	3rd	4th	5th & 6th
PE	50,000	0	0	0	0
RW	30,000	0	0	0	0
CN	4,275,000	0	0	0	0
<b>Totals</b>	<b>4,355,000</b>	<b>0</b>	<b>0</b>	<b>0</b>	<b>0</b>

Washington State S. T. I. P.

2024 to 2027

(Project Funds to Nearest Dollar)

MPO/RTPO: Palouse RTPO

N Inside

Y Outside

November 17, 2023

County: Whitman

Agency: Whitman Co.

Func Cls	Project Number	PIN	STIP ID	Imp Type	Total Project Length	Environmental Type	RW Required	Begin Termini	End Termini	Total Est. Cost of Project	STIP Amend. No.
05			WA-02010	04	2.710	CE	Yes	3.40	6.11	4,226,667	

Pullman Airport Road

The work will consist of grading, draining, widening and resurfacing including improving site distance and clear zone.

**Funding**

Phase	Start Date	Federal	Fund Code	Federal Funds		State Funds	Local Funds	Total
				Federal Funds	State Fund Code			
PE	2024			0	CRAB	198,000	0	198,000
PE	2025		STBG(R)	22,000		0	0	22,000
RW	2025			0	CRAB	200,000	0	200,000
CN	2027		STBG(R)	290,719	CRAB	3,515,948	0	3,806,667
<b>Project Totals</b>				<b>312,719</b>		<b>3,913,948</b>	<b>0</b>	<b>4,226,667</b>

**Expenditure Schedule**

Phase	1st	2nd	3rd	4th	5th & 6th
PE	198,000	22,000	0	0	0
RW	0	200,000	0	0	0
CN	0	0	0	3,806,667	0
<b>Totals</b>	<b>198,000</b>	<b>222,000</b>	<b>0</b>	<b>3,806,667</b>	<b>0</b>

Washington State S. T. I. P.

2024 to 2027

(Project Funds to Nearest Dollar)

MPO/RTPO: Palouse RTPO

N Inside

Y Outside

November 17, 2023

County: Whitman

Agency: Whitman Co.

Func Cls	Project Number	PIN	STIP ID	Imp Type	Total Project Length	Environmental Type	RW Required	Begin Termini	End Termini	Total Est. Cost of Project	STIP Amend. No.
06			WA-13030	06	6.560	CE	No	0.00	6.56	1,914,000	

Sand Road Overlay

The work will consist of an HMA overlay and minor safety improvements.

**Funding**

Phase	Start Date	Federal	Fund Code	Federal Funds	State Fund Code	State Funds	Local Funds	Total
PE	2024			0	CRAB	18,000	0	18,000
PE	2025		STBG(R)	2,000		0	0	2,000
CN	2026		STBG(R)	436,717	CRAB	1,314,000	0	1,750,717
CN	2027		STBG(R)	143,283		0	0	143,283
<b>Project Totals</b>				<b>582,000</b>		<b>1,332,000</b>	<b>0</b>	<b>1,914,000</b>

**Expenditure Schedule**

Phase	1st	2nd	3rd	4th	5th & 6th
PE	18,000	2,000	0	0	0
CN	0	0	1,750,717	143,283	0
<b>Totals</b>	<b>18,000</b>	<b>2,000</b>	<b>1,750,717</b>	<b>143,283</b>	<b>0</b>

	Federal Funds	State Funds	Local Funds	Total
<b>Agency Totals for Whitman Co.</b>	<b>5,068,765</b>	<b>7,865,902</b>	<b>0</b>	<b>12,934,667</b>

Washington State S. T. I. P.

2024 to 2027

(Project Funds to Nearest Dollar)

MPO/RTPO: Palouse RTPO

N Inside

Y Outside

November 17, 2023

County:

Agency: WSDOT - EAST

Func Cls	Project Number	PIN	STIP ID	Imp Type	Total Project Length	Environmental Type	RW Required	Begin Termini	End Termini	Total Est. Cost of Project	STIP Amend. No.
00		600026I	600026I38	21	0.000	CE	No	0.00	0.00	437,302	

Eastern Region Major Electrical Rehabilitation - RWIS Rebuild

Remove and replace obsolete RWIS Systems throughout the Region.

Also in NEW, QuadCo RTPOs, and SRTC MPO. Amount shown is for work in Palouse RTPO.

**Funding**

Phase	Start Date	Federal	Fund Code	Federal Funds	State Fund Code	State Funds	Local Funds	Total
CN	2025		STBG	387,659	MVA	7,912	0	395,571
<b>Project Totals</b>				<b>387,659</b>		<b>7,912</b>	<b>0</b>	<b>395,571</b>

**Expenditure Schedule**

Phase	1st	2nd	3rd	4th	5th & 6th
CN	0	117,944	277,627	0	0
<b>Totals</b>	<b>0</b>	<b>117,944</b>	<b>277,627</b>	<b>0</b>	<b>0</b>

Washington State S. T. I. P.

2024 to 2027

(Project Funds to Nearest Dollar)

MPO/RTPO: Palouse RTPO

N Inside

Y Outside

November 17, 2023

County:

Agency: WSDOT - EAST

Func Cls	Project Number	PIN	STIP ID	Imp Type	Total Project Length	Environmental Type	RW Required	Begin Termini	End Termini	Total Est. Cost of Project	STIP Amend. No.
05		602300D	602300D83	11	0.020	CE	No	8.29	8.31	4,069,000	

SR 23/Pleasant Valley Creek Crossing - Bridge Replacement

Pleasant Valley Creek bridge is a structurally deficient 60-year old bridge. Remove and replace the bridge to limit the possibility of failure.

Funding

Phase	Start Date	Federal Fund Code	Federal Funds	State Fund Code	State Funds	Local Funds	Total
PE	2027	STBG	119,040	MVA	4,960	0	124,000
<b>Project Totals</b>			<b>119,040</b>		<b>4,960</b>	<b>0</b>	<b>124,000</b>

Expenditure Schedule

Phase	1st	2nd	3rd	4th	5th & 6th
PE	0	0	0	68,456	55,544
CN	0	0	0	0	3,945,000
<b>Totals</b>	<b>0</b>	<b>0</b>	<b>0</b>	<b>68,456</b>	<b>4,000,544</b>

Washington State S. T. I. P.

2024 to 2027

(Project Funds to Nearest Dollar)

MPO/RTPO: Palouse RTPO

N Inside

Y Outside

November 17, 2023

County:

Agency: WSDOT - EAST

Func Cls	Project Number	PIN	STIP ID	Imp Type	Total Project Length	Environmental Type	RW Required	Begin Termini	End Termini	Total Est. Cost of Project	STIP Amend. No.
05		602302C	602302C83	14	0.040	CE	No	23.27	23.31	489,250	

SR 23/Rock Creek Crossing - Bridge Deck Repair

Deck repair on bridge 23/016. Rehabilitate existing bridge deck and perform additional depth deck repair as needed. Replace deck with a high early modified concrete overlay to preserve the structural integrity of the bridge.

**Funding**

Phase	Start Date	Federal	Fund Code	Federal Funds	State Fund Code	State Funds	Local Funds	Total
PE	2026		STBG	149,760	MVA	6,240	0	156,000
CN	2027		STBG	326,585	MVA	6,665	0	333,250
<b>Project Totals</b>				<b>476,345</b>		<b>12,905</b>	<b>0</b>	<b>489,250</b>

**Expenditure Schedule**

Phase	1st	2nd	3rd	4th	5th & 6th
PE	0	0	92,260	63,740	0
CN	0	0	0	178,234	155,016
<b>Totals</b>	<b>0</b>	<b>0</b>	<b>92,260</b>	<b>241,974</b>	<b>155,016</b>

Washington State S. T. I. P.

2024 to 2027

(Project Funds to Nearest Dollar)

MPO/RTPO: Palouse RTPO

N Inside

Y Outside

November 17, 2023

County:

Agency: WSDOT - EAST

Func Cls	Project Number	PIN	STIP ID	Imp Type	Total Project Length	Environmental Type	RW Required	Begin Termini	End Termini	Total Est. Cost of Project	STIP Amend. No.
03		602609A	602609A38	47	0.050	CE	No	96.85	96.90	633,000	

SR 26/Palouse River Adams Co - Bridge Repair

Bridge 26/156 special bridge repair - jacket approximately 40 columns to preserve the structural integrity and extend the service life of the structure.

Project also in QuadCo RTPO. The amount shown is for work in Palouse RTPO.

**Funding**

Phase	Start Date	Federal	Fund Code	Federal Funds		State Funds	Local Funds	Total
				State Fund Code	State Funds			
PE	2027		NHPP	108,570	MVA	6,930	0	115,500
<b>Project Totals</b>				<b>108,570</b>		<b>6,930</b>	<b>0</b>	<b>115,500</b>

**Expenditure Schedule**

Phase	1st	2nd	3rd	4th	5th & 6th
PE	0	0	0	2,660	112,840
CN	0	0	0	0	517,500
<b>Totals</b>	<b>0</b>	<b>0</b>	<b>0</b>	<b>2,660</b>	<b>630,340</b>



Washington State S. T. I. P.

2024 to 2027

(Project Funds to Nearest Dollar)

MPO/RTPO: Palouse RTPO

N Inside

Y Outside

November 17, 2023

County:

Agency: WSDOT - EAST

Func Cls	Project Number	PIN	STIP ID	Imp Type	Total Project Length	Environmental Type	RW Required	Begin Termini	End Termini	Total Est. Cost of Project	STIP Amend. No.
03		602613A	602613A38	14	0.120	CE	No	132.94	133.06	8,158,750	

SR 26/Palouse River Colfax Crossing - Bridge Repair

Colfax Palouse River bridge special repair - jacket 39 columns to preserve the structural integrity and extend the service life of the structure.

**Funding**

Phase	Start Date	Federal Fund Code	Federal Funds		State Fund Code	State Funds	Local Funds	Total
			Federal	Fund Code				
PE	2026	NHPP	531,100		MVA	33,900	0	565,000
CN	2027	NHPP	7,441,875		MVA	151,875	0	7,593,750
<b>Project Totals</b>			<b>7,972,975</b>			<b>185,775</b>	<b>0</b>	<b>8,158,750</b>

**Expenditure Schedule**

Phase	1st	2nd	3rd	4th	5th & 6th
PE	0	0	155,308	409,692	0
CN	0	0	0	0	7,593,750
<b>Totals</b>	<b>0</b>	<b>0</b>	<b>155,308</b>	<b>409,692</b>	<b>7,593,750</b>

Washington State S. T. I. P.

2024 to 2027

(Project Funds to Nearest Dollar)

MPO/RTPO: Palouse RTPO

N Inside

Y Outside

November 17, 2023

County:

Agency: WSDOT - EAST

Func Cls	Project Number	PIN	STIP ID	Imp Type	Total Project Length	Environmental Type	RW Required	Begin Termini	End Termini	Total Est. Cost of Project	STIP Amend. No.
03		619503P	619503P83	11	0.200	CE	Yes	38.47	38.67	13,563,250	

US 195/Colfax North Fork Palouse River - Replace Bridges

Locate new structure west of NF Palouse River bridge 195/27 to accommodate construction and minor realignment of US 195 and SR 26. Remove NF Palouse River bridge 26/2SP and detour traffic on bridge 195/27 during construction. Realign US 195 mainline, SR 26 mainline north of crossing to accommodate new structure location. Establish intersection control for new junction of US 195 and SR 26.

Funding

Phase	Start Date	Federal Funds		State Funds		Local Funds	Total	
		Federal	Fund Code	State Fund Code	State Funds			
PE	2024		NHPP	494,833	MVA	20,618	0	515,451
RW	2024		NHPP	3,374,400	MVA	140,600	0	3,515,000
CN	2025		NHPP	8,849,400	MVA	180,600	0	9,030,000
<b>Project Totals</b>				<b>12,718,633</b>		<b>341,818</b>	<b>0</b>	<b>13,060,451</b>

Expenditure Schedule

Phase	1st	2nd	3rd	4th	5th & 6th
PE	515,451	0	0	0	0
RW	1,292,526	2,222,474	0	0	0
CN	0	889,606	3,413,070	3,469,589	1,257,735
<b>Totals</b>	<b>1,807,977</b>	<b>3,112,080</b>	<b>3,413,070</b>	<b>3,469,589</b>	<b>1,257,735</b>

Washington State S. T. I. P.

2024 to 2027

(Project Funds to Nearest Dollar)

MPO/RTPO: Palouse RTPO

N Inside

Y Outside

November 17, 2023

County:

Agency: WSDOT - EAST

Func Cls	Project Number	PIN	STIP ID	Imp Type	Total Project Length	Environmental Type	RW Required	Begin Termini	End Termini	Total Est. Cost of Project	STIP Amend. No.
00		600200F	600200F38	21	0.000	CE	No	0.00	0.00	72,263	

US 2 Fairchild, US 195 Colfax, US 395 Colville - CCTV Replacements

ER Maintenance work PIF - remove and replace existing CCTV systems.

Also in NEW RTPO and SRTC MPO. The amount shown is for work in Palouse RTPO.

Funding

Phase	Start Date	Federal Fund Code	Federal Funds	State Fund Code	State Funds	Local Funds	Total
CN	2025	STBG	67,140	MVA	1,370	0	68,510
<b>Project Totals</b>			<b>67,140</b>		<b>1,370</b>	<b>0</b>	<b>68,510</b>

Expenditure Schedule

Phase	1st	2nd	3rd	4th	5th & 6th
CN	0	5,719	62,791	0	0
<b>Totals</b>	<b>0</b>	<b>5,719</b>	<b>62,791</b>	<b>0</b>	<b>0</b>

	Federal Funds	State Funds	Local Funds	Total
<b>Agency Totals for WSDOT - EAST</b>	<b>21,850,362</b>	<b>561,670</b>	<b>0</b>	<b>22,412,032</b>

Washington State S. T. I. P.

2024 to 2027

(Project Funds to Nearest Dollar)

MPO/RTPO: Palouse RTPO

N Inside

Y Outside

November 17, 2023

County:

Agency: WSDOT - SC

Func Cls	Project Number	PIN	STIP ID	Imp Type	Total Project Length	Environmental Type	RW Required	Begin Termini	End Termini	Total Est. Cost of Project	STIP Amend. No.
00		BPPALOU	BPPALOUSE	06		CE	No	Varies	Varies	22,972,795	

Asphalt/Chip Seal Preservation - Palouse RTPO

Asphalt/Chip Seal preservation within Palouse RTPO. Resurface the roadway with chip seal or hot mix asphalt to preserve the structural integrity of the roadway and extend the service life of the pavement. For a list of projects, go to [www.wsdot.wa.gov/projects/search/](http://www.wsdot.wa.gov/projects/search/).

Funding

Phase	Start Date	Federal	Fund Code	Federal Funds		State Fund Code	State Funds	Local Funds	Total
PE	2024			0		MVA	32,450	0	32,450
PE	2025			0		MVA	13,284	0	13,284
PE	2026			0		MVA	15,787	0	15,787
PE	2027			0		MVA	27,497	0	27,497
CN	2025			0		MVA	6,697	0	6,697
CN	2026			0		MVA	80,742	0	80,742
CN	2027			0		MVA	59,296	0	59,296
<b>Project Totals</b>				<b>0</b>			<b>235,753</b>	<b>0</b>	<b>235,753</b>

Expenditure Schedule

Phase	1st	2nd	3rd	4th	5th & 6th
ALL	32,450	19,981	96,529	86,793	117,251
<b>Totals</b>	<b>32,450</b>	<b>19,981</b>	<b>96,529</b>	<b>86,793</b>	<b>117,251</b>

Washington State S. T. I. P.

2024 to 2027

(Project Funds to Nearest Dollar)

MPO/RTPO: Palouse RTPO

N Inside

Y Outside

November 17, 2023

County:

Agency: WSDOT - SC

Func Cls	Project Number	PIN	STIP ID	Imp Type	Total Project Length	Environmental Type	RW Required	Begin Termini	End Termini	Total Est. Cost of Project	STIP Amend. No.
03		5012090	501209007	21	0.010	CE	No	381.87	381.88	760,080	

US 12/0.4 Miles W of SR 261 Intersection - Replace Culvert

Replace culvert. The existing culvert/cattle crossing at this location east of Dayton is deteriorating due to fire and water damage. This project will replace the culvert to reduce the risk of damage to the roadway and maintain route continuity.

Funding

Phase	Start Date	Federal	Fund Code	Federal Funds	State Fund Code	State Funds	Local Funds	Total
PE	2024		NHPP	142,002	MVA	12,348	0	154,350
<b>Project Totals</b>				<b>142,002</b>		<b>12,348</b>	<b>0</b>	<b>154,350</b>

Expenditure Schedule

Phase	1st	2nd	3rd	4th	5th & 6th
PE	150,756	3,594	0	0	0
<b>Totals</b>	<b>150,756</b>	<b>3,594</b>	<b>0</b>	<b>0</b>	<b>0</b>

Washington State S. T. I. P.

2024 to 2027

(Project Funds to Nearest Dollar)

MPO/RTPO: Palouse RTPO

N Inside

Y Outside

November 17, 2023

County:

Agency: WSDOT - SC

Func Cls	Project Number	PIN	STIP ID	Imp Type	Total Project Length	Environmental Type	RW Required	Begin Termini	End Termini	Total Est. Cost of Project	STIP Amend. No.
03		501217E	501217E07	14	0.080	CE	No	380.50	380.58	1,551,890	

US 12/Tucannon River Bridge - Deck Rehabilitation

Bridge Deck Rehabilitation - Bridge #12/725. The bridge deck of the bridge over the Tucannon River is showing signs of fatigue. This project will repair and resurface the existing bridge deck to maintain the structural integrity, continue safe operation of the highway, and extend the life of the bridge.

**Funding**

Phase	Start Date	Federal Fund Code	Federal Funds		State Fund Code	State Funds	Local Funds	Total
PE	2024	NHPP	149,997		MVA	13,043	0	163,040
<b>Project Totals</b>			<b>149,997</b>			<b>13,043</b>	<b>0</b>	<b>163,040</b>

**Expenditure Schedule**

Phase	1st	2nd	3rd	4th	5th & 6th
PE	146,070	16,970	0	0	0
<b>Totals</b>	<b>146,070</b>	<b>16,970</b>	<b>0</b>	<b>0</b>	<b>0</b>

	Federal Funds	State Funds	Local Funds	Total
<b>Agency Totals for WSDOT - SC</b>	<b>291,999</b>	<b>261,144</b>	<b>0</b>	<b>553,143</b>

Washington State S. T. I. P.

2024 to 2027

(Project Funds to Nearest Dollar)

MPO/RTPO: Peninsula RTPO

N Inside

Y Outside

November 17, 2023

County: Clallam

Agency: Clallam Co.

Func Cls	Project Number	PIN	STIP ID	Imp Type	Total Project Length	Environmental Type	RW Required	Begin Termini	End Termini	Total Est. Cost of Project	STIP Amend. No.
06	05AG(002)		WA-07674	21	0.740	CE	Yes	MP 2.66	MP 3.4	850,000	

Black Diamond Road Safety Project

Improve dangerous curves, widen shoulders, add recoverable slopes, remove clear zone hazards, partial paving and add gravel trail.

**Funding**

Phase	Start Date	Federal Fund Code	Federal Funds		State Fund Code	State Funds	Local Funds	Total
			Federal	Fund Code				
RW	2024					0	50,000	50,000
CN	2024	HSIP	250,000			0	490,000	740,000
<b>Project Totals</b>			<b>250,000</b>			<b>0</b>	<b>540,000</b>	<b>790,000</b>

**Expenditure Schedule**

Phase	1st	2nd	3rd	4th	5th & 6th
RW	50,000	0	0	0	0
CN	185,000	555,000	0	0	0
<b>Totals</b>	<b>235,000</b>	<b>555,000</b>	<b>0</b>	<b>0</b>	<b>0</b>

Washington State S. T. I. P.

2024 to 2027

(Project Funds to Nearest Dollar)

MPO/RTPO: Peninsula RTPO

N Inside

Y Outside

November 17, 2023

County: Clallam

Agency: Clallam Co.

Func Cls	Project Number	PIN	STIP ID	Imp Type	Total Project Length	Environmental Type	RW Required	Begin Termini	End Termini	Total Est. Cost of Project	STIP Amend. No.
06	05AD(001)		WA-12706	11	0.370	DCE	Yes	0.07	0.44	5,193,121	

Clallam Slough Bridge Replacement

Demolish existing bridge and replace with new bridge and approaches designed to current standards.

**Funding**

Phase	Start Date	Federal Fund Code	Federal Funds	State Fund Code	State Funds	Local Funds	Total
CN	2025	BR	3,369,038		0	525,803	3,894,841
<b>Project Totals</b>			<b>3,369,038</b>		<b>0</b>	<b>525,803</b>	<b>3,894,841</b>

**Expenditure Schedule**

Phase	1st	2nd	3rd	4th	5th & 6th
CN	0	3,505,357	389,484	0	0
<b>Totals</b>	<b>0</b>	<b>3,505,357</b>	<b>389,484</b>	<b>0</b>	<b>0</b>



Washington State S. T. I. P.

2024 to 2027

(Project Funds to Nearest Dollar)

MPO/RTPO: Peninsula RTPO

N Inside

Y Outside

November 17, 2023

County: Clallam

Agency: Clallam Co.

Func Cls	Project Number	PIN	STIP ID	Imp Type	Total Project Length	Environmental Type	RW Required	Begin Termini	End Termini	Total Est. Cost of Project	STIP Amend. No.
05	9905(007)		WA-13534	07	1.440	CE	No	Lotzgesell & Kitchen-Dick Rd Intersection	Voice of America Rd MP 1.24	1,999,350	

Dungeness National Wildlife Refuge Access Improvements (Lotzgesell, Voice of America, & Kitchen-Dick Roads)

The project: relocates a portion of Voice of America Rd. which is the main access road to both the County Dungeness Recreation Area (DRA) and Dungeness National Wildlife Refuge (DNWR) away from an unstable marine bluff; re-aligns the curve from Kitchen-Dick Rd to Lotzgesell Rd. near the DRA/DNWR access road entrance; adds a dedicated left turn lane on Lotzgesell Rd at the Voice of America Rd DRA/DNWR access entrance; and includes shoulder widening for bicycle/pedestrian safety improvements.

**Funding**

Phase	Start Date	Federal Fund Code	Federal Funds	State Fund Code	State Funds	Local Funds	Total
CN	2024	WFL	1,562,825		0	243,909	1,806,734
<b>Project Totals</b>			<b>1,562,825</b>		<b>0</b>	<b>243,909</b>	<b>1,806,734</b>

**Expenditure Schedule**

Phase	1st	2nd	3rd	4th	5th & 6th
CN	451,684	1,355,050	0	0	0
<b>Totals</b>	<b>451,684</b>	<b>1,355,050</b>	<b>0</b>	<b>0</b>	<b>0</b>

Washington State S. T. I. P.

2024 to 2027

(Project Funds to Nearest Dollar)

MPO/RTPO: Peninsula RTPO

N Inside

Y Outside

November 17, 2023

County: Clallam

Agency: Clallam Co.

Func Cls	Project Number	PIN	STIP ID	Imp Type	Total Project Length	Environmental Type	RW Required	Begin Termini	End Termini	Total Est. Cost of Project	STIP Amend. No.
00	2005(090)		WA-12976	28	1.000	CE	No	Forks Calawah River Park	Sitkum-Sol Duc Rd	1,575,000	

Olympic Discovery Trail - Forks Calawah River Park to Sitkum-Sol Duc Rd (aka. "A" Road)

Construction of a prefabricated steel, multi-user trail bridge over the Calawah River from the northeast corner of the Calawah River Park in the City of Forks; and an approximately 1-mile new segment of the Olympic Discovery Trail between the new trail bridge crossing and the Sitkum-Sol Duc Road near its intersection with US 101.

**Funding**

Phase	Start Date	Federal Fund Code	Federal Funds		State Fund Code	State Funds	Local Funds	Total
			Federal	Funds				
CN	2025	TA(R)		385,125		0	51,992	437,117
CN	2025	STBG(R)		825,000		0	237,883	1,062,883
<b>Project Totals</b>				<b>1,210,125</b>		<b>0</b>	<b>289,875</b>	<b>1,500,000</b>

**Expenditure Schedule**

Phase	1st	2nd	3rd	4th	5th & 6th
CN	0	750,000	750,000	0	0
<b>Totals</b>	<b>0</b>	<b>750,000</b>	<b>750,000</b>	<b>0</b>	<b>0</b>

Washington State S. T. I. P.

2024 to 2027

(Project Funds to Nearest Dollar)

MPO/RTPO: Peninsula RTPO

N Inside

Y Outside

November 17, 2023

County: Clallam

Agency: Clallam Co.

Func Cls	Project Number	PIN	STIP ID	Imp Type	Total Project Length	Environmental Type	RW Required	Begin Termini	End Termini	Total Est. Cost of Project	STIP Amend. No.
00			WA-13027	28	12.000	CE	Yes	US 101 & SR 110 Intersection Area	La Push	7,164,775	

Olympic Discovery Trail - Forks to La Push

Complete the planned western terminus of the Olympic Discovery Trail (ODT) to connect the City of Forks and Quileute Tribal Nation community of La Push and 2nd and 3rd Beach trailheads in Olympic National Park (ONP). The planned trail will provide for a non-motorized, separated path near the south-side of SR 110 starting at the intersection of US 101 and SR 110 in Forks and connecting to an existing separated trail near the ONP 2nd Beach Trailhead in La Push. The planned trail to be constructed will be a separated path, except that the planned route will utilize the existing SR 110 Bogacheil Bridge.

**Funding**

Phase	Start Date	Federal Fund Code	Federal Funds		State Fund Code	State Funds	Local Funds	Total
			Federal	Fund Code				
RW	2024			0	OTHER	905,456	301,819	1,207,275
CN	2025		WFL	5,461,042		0	0	5,461,042
<b>Project Totals</b>				<b>5,461,042</b>		<b>905,456</b>	<b>301,819</b>	<b>6,668,317</b>

**Expenditure Schedule**

Phase	1st	2nd	3rd	4th	5th & 6th
RW	1,207,275	0	0	0	0
CN	0	2,730,521	2,730,521	0	0
<b>Totals</b>	<b>1,207,275</b>	<b>2,730,521</b>	<b>2,730,521</b>	<b>0</b>	<b>0</b>

Washington State S. T. I. P.

2024 to 2027

(Project Funds to Nearest Dollar)

MPO/RTPO: Peninsula RTPO

N Inside

Y Outside

November 17, 2023

County: Clallam

Agency: Clallam Co.

Func Cls	Project Number	PIN	STIP ID	Imp Type	Total Project Length	Environmental Type	RW Required	Begin Termini	End Termini	Total Est. Cost of Project	STIP Amend. No.
06	05AA(001)		WA-13894	47	0.040	CE	No	6.45	6.65	2,790,000	

Sol Duc River Bridge Painting

Prep and paint a steel truss bridge.

**Funding**

Phase	Start Date	Federal Fund Code	Federal Funds	State Fund Code	State Funds	Local Funds	Total
CN	2025	BR	2,370,000		0	0	2,370,000
<b>Project Totals</b>			<b>2,370,000</b>		<b>0</b>	<b>0</b>	<b>2,370,000</b>

**Expenditure Schedule**

Phase	1st	2nd	3rd	4th	5th & 6th
CN	0	2,370,000	0	0	0
<b>Totals</b>	<b>0</b>	<b>2,370,000</b>	<b>0</b>	<b>0</b>	<b>0</b>

Washington State S. T. I. P.

2024 to 2027

(Project Funds to Nearest Dollar)

MPO/RTPO: Peninsula RTPO

N Inside

Y Outside

November 17, 2023

County: Clallam

Agency: Clallam Co.

Func Cls	Project Number	PIN	STIP ID	Imp Type	Total Project Length	Environmental Type	RW Required	Begin Termini	End Termini	Total Est. Cost of Project	STIP Amend. No.
07	2005(091)		13895	47	0.100	CE	No	0.3	0.4	1,860,000	

Weel Bridge Painting

Prep and paint a 1969 Steel Girder Bridge.

**Funding**

Phase	Start Date	Federal	Fund Code	Federal Funds	State Fund Code	State Funds	Local Funds	Total
CN	2025		BR	1,580,000		0	0	1,580,000
<b>Project Totals</b>				<b>1,580,000</b>		<b>0</b>	<b>0</b>	<b>1,580,000</b>

**Expenditure Schedule**

Phase	1st	2nd	3rd	4th	5th & 6th
CN	0	1,580,000	0	0	0
<b>Totals</b>	<b>0</b>	<b>1,580,000</b>	<b>0</b>	<b>0</b>	<b>0</b>

	Federal Funds	State Funds	Local Funds	Total
<b>Agency Totals for Clallam Co.</b>	<b>15,803,030</b>	<b>905,456</b>	<b>1,901,406</b>	<b>18,609,892</b>

Washington State S. T. I. P.

2024 to 2027

(Project Funds to Nearest Dollar)

MPO/RTPO: Peninsula RTPO

N Inside

Y Outside

November 17, 2023

County: Clallam

Agency: Jamestown S'Klallam  
Tribe

Func Cls	Project Number	PIN	STIP ID	Imp Type	Total Project Length	Environmental Type	RW Required	Begin Termini	End Termini	Total Est. Cost of Project	STIP Amend. No.
07			00000000	11	0.200	DCE	No	0.42	0.62	25,000,000	

Big Quilcene Riverscape

Reconstruct Linger Longer Bridge, Linger Longer Road approach to accommodate the floodplain and pedestrians, and provide river restoration and levy setbacks.

Funding

Phase	Start Date	Federal Fund Code	Federal Funds	State Fund Code	State Funds	Local Funds	Total
CN	2024	RAISE	25,000,000		0	0	25,000,000
<b>Project Totals</b>			<b>25,000,000</b>		<b>0</b>	<b>0</b>	<b>25,000,000</b>

Expenditure Schedule

Phase	1st	2nd	3rd	4th	5th & 6th
CN	7,000,000	18,000,000	0	0	0
<b>Totals</b>	<b>7,000,000</b>	<b>18,000,000</b>	<b>0</b>	<b>0</b>	<b>0</b>

	Federal Funds	State Funds	Local Funds	Total
<b>Agency Totals for Jamestown S'Klallam Tribe</b>	<b>25,000,000</b>	<b>0</b>	<b>0</b>	<b>25,000,000</b>

Washington State S. T. I. P.

2024 to 2027

(Project Funds to Nearest Dollar)

MPO/RTPO: Peninsula RTPO

N Inside

Y Outside

November 17, 2023

County: Mason

Agency: Mason Co.

Func Cls	Project Number	PIN	STIP ID	Imp Type	Total Project Length	Environmental Type	RW Required	Begin Termini	End Termini	Total Est. Cost of Project	STIP Amend. No.
06			WA-14834	05	2.780	CE	No	0.02	2.80	1,040,000	

Kamilche Point Road Improvement Project

Hot Mix Asphalt (HMA) overlay will consist of resurfacing the existing roadway and shoulders, with HMA, roadway striping.

Funding

Phase	Start Date	Federal Fund Code	Federal Funds	State Fund Code	State Funds	Local Funds	Total
CN	2024	STBG(R)	890,950		0	139,050	1,030,000
<b>Project Totals</b>			<b>890,950</b>		<b>0</b>	<b>139,050</b>	<b>1,030,000</b>

Expenditure Schedule

Phase	1st	2nd	3rd	4th	5th & 6th
CN	1,030,000	0	0	0	0
<b>Totals</b>	<b>1,030,000</b>	<b>0</b>	<b>0</b>	<b>0</b>	<b>0</b>

Washington State S. T. I. P.

2024 to 2027

(Project Funds to Nearest Dollar)

MPO/RTPO: Peninsula RTPO

N Inside

Y Outside

November 17, 2023

County: Mason

Agency: Mason Co.

Func Cls	Project Number	PIN	STIP ID	Imp Type	Total Project Length	Environmental Type	RW Required	Begin Termini	End Termini	Total Est. Cost of Project	STIP Amend. No.
05			WA-15434	05	5.910	CE	No	1.76	7.67	1,407,000	

Shelton Matlock Road Shoulder Safety Improvement

Overlay the existing gravel shoulders with hot mix asphalt, remove and replace existing substandard guardrail

**Funding**

Phase	Start Date	Federal Fund Code	Federal Funds		State Fund Code	State Funds	Local Funds	Total
			Federal	Fund Code				
CN	2024	HSIP	1,397,000			0	0	1,397,000
<b>Project Totals</b>			<b>1,397,000</b>			<b>0</b>	<b>0</b>	<b>1,397,000</b>

**Expenditure Schedule**

Phase	1st	2nd	3rd	4th	5th & 6th
CN	1,397,000	0	0	0	0
<b>Totals</b>	<b>1,397,000</b>	<b>0</b>	<b>0</b>	<b>0</b>	<b>0</b>



Washington State S. T. I. P.

2024 to 2027

(Project Funds to Nearest Dollar)

MPO/RTPO: Peninsula RTPO

N Inside

Y Outside

November 17, 2023

County: Mason

Agency: Mason Co.

Func Cls	Project Number	PIN	STIP ID	Imp Type	Total Project Length	Environmental Type	RW Required	Begin Termini	End Termini	Total Est. Cost of Project	STIP Amend. No.
06			WA-13847	04	0.800	CE	No	3.80	4.60	1,600,000	

Skokomish Valley Road Reconstruction

Preserve and improve access by stabilizing, strengthening, and elevating the roadway and improving drainage.

**Funding**

Phase	Start Date	Federal	Fund Code	Federal Funds	State Fund Code	State Funds	Local Funds	Total
CN	2026		WFL	1,600,000		0	0	1,600,000
<b>Project Totals</b>				<b>1,600,000</b>		<b>0</b>	<b>0</b>	<b>1,600,000</b>

**Expenditure Schedule**

Phase	1st	2nd	3rd	4th	5th & 6th
CN	0	0	1,600,000	0	0
<b>Totals</b>	<b>0</b>	<b>0</b>	<b>1,600,000</b>	<b>0</b>	<b>0</b>

Washington State S. T. I. P.

2024 to 2027

(Project Funds to Nearest Dollar)

MPO/RTPO: Peninsula RTPO

N Inside

Y Outside

November 17, 2023

County: Mason

Agency: Mason Co.

Func Cls	Project Number	PIN	STIP ID	Imp Type	Total Project Length	Environmental Type	RW Required	Begin Termini	End Termini	Total Est. Cost of Project	STIP Amend. No.
05	23BC(003)		WA-14835	10	0.020	CE	Yes	5.28	5.30	1,860,000	

Toonerville Bridge Replacement

Remove existing culverts and replace bridge rail and guardrail

**Funding**

Phase	Start Date	Federal Fund Code	Federal Funds		State Fund Code	State Funds	Local Funds	Total
			Federal	Fund Code				
RW	2024	BR	50,000			0	0	50,000
CN	2025	BR	1,200,000			0	0	1,200,000
<b>Project Totals</b>			<b>1,250,000</b>			<b>0</b>	<b>0</b>	<b>1,250,000</b>

**Expenditure Schedule**

Phase	1st	2nd	3rd	4th	5th & 6th
RW	50,000	0	0	0	0
CN	0	1,200,000	0	0	0
<b>Totals</b>	<b>50,000</b>	<b>1,200,000</b>	<b>0</b>	<b>0</b>	<b>0</b>

Federal Funds			State Funds	Local Funds	Total
<b>Agency Totals for Mason Co.</b>			<b>0</b>	<b>139,050</b>	<b>5,277,000</b>

Washington State S. T. I. P.

2024 to 2027

(Project Funds to Nearest Dollar)

MPO/RTPO: Peninsula RTPO

N Inside

Y Outside

November 17, 2023

County: Clallam

Agency: Port Angeles

Func Cls	Project Number	PIN	STIP ID	Imp Type	Total Project Length	Environmental Type	RW Required	Begin Termini	End Termini	Total Est. Cost of Project	STIP Amend. No.
05			TR0318	28		CE	No	Various	Various	1,989,000	

8th/10th Street Bike Lanes

Curb Extensions/Bulb-outs, Median Refuge Island, Reduced Curb Radii, Stop Sign, New Marked Crosswalk, Green Pavement/Bicycle Intersection Crossing Markings, Rectangular Rapid Flashing Beacons (RRFB), Lane Width Reduction, Median Channelization/Turn Restrictions, Mini-Roundabout or Traffic Circle, ADA Curb Ramps, Bicycle Boulevard Conversion, Bicycle Wayfinding Signs/Markings, Buffered Bike Lanes, Green Pavement Markings, Two-Way Protected Bike Lane, Traffic Diverters, Parking Removal.

**Funding**

Phase	Start Date	Federal Fund Code	Federal Funds		State Fund Code	State Funds	Local Funds	Total
			Federal Funds	State Funds				
PE	2024		0		Ped/Bike Program	270,948	30,000	300,948
CN	2025		0		Ped/Bike Program	1,688,052	0	1,688,052
<b>Project Totals</b>			<b>0</b>			<b>1,959,000</b>	<b>30,000</b>	<b>1,989,000</b>

**Expenditure Schedule**

Phase	1st	2nd	3rd	4th	5th & 6th
PE	300,948	0	0	0	0
CN	0	1,688,052	0	0	0
<b>Totals</b>	<b>300,948</b>	<b>1,688,052</b>	<b>0</b>	<b>0</b>	<b>0</b>

Washington State S. T. I. P.

2024 to 2027

(Project Funds to Nearest Dollar)

MPO/RTPO: Peninsula RTPO

N Inside

Y Outside

November 17, 2023

County: Clallam

Agency: Port Angeles

Func Cls	Project Number	PIN	STIP ID	Imp Type	Total Project Length	Environmental Type	RW Required	Begin Termini	End Termini	Total Est. Cost of Project	STIP Amend. No.
00	000S(666)		TR0222	21		CE	No	Various	Various	1,280,000	

E 1st St, Front St, and Marine Dr Pedestrian Safety Enhancements

Install rectangular rapid flashing beacons, curb extensions, and crosswalk improvements based on a pedestrian crossing study.

**Funding**

Phase	Start Date	Federal	Fund Code	Federal Funds		State Fund Code	State Funds	Local Funds	Total
RW	2025		HSIP	100,000			0	0	100,000
CN	2025		HSIP	939,000			0	0	939,000
<b>Project Totals</b>				<b>1,039,000</b>			<b>0</b>	<b>0</b>	<b>1,039,000</b>

**Expenditure Schedule**

Phase	1st	2nd	3rd	4th	5th & 6th
RW	0	100,000	0	0	0
CN	0	939,000	0	0	0
<b>Totals</b>	<b>0</b>	<b>1,039,000</b>	<b>0</b>	<b>0</b>	<b>0</b>

Washington State S. T. I. P.

2024 to 2027

(Project Funds to Nearest Dollar)

MPO/RTPO: Peninsula RTPO

N Inside

Y Outside

November 17, 2023

County: Clallam

Agency: Port Angeles

Func Cls	Project Number	PIN	STIP ID	Imp Type	Total Project Length	Environmental Type	RW Required	Begin Termini	End Termini	Total Est. Cost of Project	STIP Amend. No.
03			TR0221	05	1.210	CE	No	Tumwater Street	Hill Street	1,920,000	

Marine Drive Paving

Mill and overlay of Marine Drive from Tumwater Street to Hill Street

Funding

Phase	Start Date	Federal	Fund Code	Federal Funds	State Fund Code	State Funds	Local Funds	Total
PE	2025			0		0	120,000	120,000
<b>Project Totals</b>				<b>0</b>		<b>0</b>	<b>120,000</b>	<b>120,000</b>

Expenditure Schedule

Phase	1st	2nd	3rd	4th	5th & 6th
PE	0	120,000	0	0	0
<b>Totals</b>	<b>0</b>	<b>120,000</b>	<b>0</b>	<b>0</b>	<b>0</b>

	Federal Funds	State Funds	Local Funds	Total
<b>Agency Totals for Port Angeles</b>	<b>1,039,000</b>	<b>1,959,000</b>	<b>150,000</b>	<b>3,148,000</b>

Washington State S. T. I. P.

2024 to 2027

(Project Funds to Nearest Dollar)

MPO/RTPO: Peninsula RTPO

N Inside

Y Outside

November 17, 2023

County: Jefferson

Agency: Port Townsend

Func Cls	Project Number	PIN	STIP ID	Imp Type	Total Project Length	Environmental Type	RW Required	Begin Termini	End Termini	Total Est. Cost of Project	STIP Amend. No.
06	7627(002)		WA-15015	04	0.280	CE	No	McClellan St	Sheridan St	248,000	

Discovery Road Bicycle and Pedestrian Safety

Install separated bicycle lanes, signing, pavement markings, thru-intersection bicycle lane markings, and pedestrian and bicyclist mixing zone crossing improvements.

**Funding**

Phase	Start Date	Federal	Fund Code	Federal Funds	State Fund Code	State Funds	Local Funds	Total
CN	2024		HSIP	201,000		0	0	201,000
<b>Project Totals</b>				<b>201,000</b>		<b>0</b>	<b>0</b>	<b>201,000</b>

**Expenditure Schedule**

Phase	1st	2nd	3rd	4th	5th & 6th
CN	201,000	0	0	0	0
<b>Totals</b>	<b>201,000</b>	<b>0</b>	<b>0</b>	<b>0</b>	<b>0</b>

Washington State S. T. I. P.

2024 to 2027

(Project Funds to Nearest Dollar)

MPO/RTPO: Peninsula RTPO

N Inside

Y Outside

November 17, 2023

County: Jefferson

Agency: Port Townsend

Func Cls	Project Number	PIN	STIP ID	Imp Type	Total Project Length	Environmental Type	RW Required	Begin Termini	End Termini	Total Est. Cost of Project	STIP Amend. No.
07			WA-15014	04	0.240	CE	No	Jefferson St	Lawrence St	483,599	

Tyler Street Overlay

Pavement preservation, curb, ADA upgrade

**Funding**

Phase	Start Date	Federal	Fund Code	Federal Funds		State Funds		Local Funds	Total
						State Fund Code	State Funds		
PE	2024			0		TIB	31,605	42,577	74,182
CN	2024			0		TIB	348,004	61,413	409,417
<b>Project Totals</b>				<b>0</b>			<b>379,609</b>	<b>103,990</b>	<b>483,599</b>

**Expenditure Schedule**

Phase	1st	2nd	3rd	4th	5th & 6th
PE	74,182	0	0	0	0
CN	409,417	0	0	0	0
<b>Totals</b>	<b>483,599</b>	<b>0</b>	<b>0</b>	<b>0</b>	<b>0</b>

				Federal Funds	State Funds	Local Funds	Total
<b>Agency Totals for Port Townsend</b>				<b>201,000</b>	<b>379,609</b>	<b>103,990</b>	<b>684,599</b>

Washington State S. T. I. P.

2024 to 2027

(Project Funds to Nearest Dollar)

MPO/RTPO: Peninsula RTPO

N Inside

Y Outside

November 17, 2023

County:

Agency: WSDOT - OLY

Func Cls	Project Number	PIN	STIP ID	Imp Type	Total Project Length	Environmental Type	RW Required	Begin Termini	End Termini	Total Est. Cost of Project	STIP Amend. No.
03		300023F	300023F-05	20		CE	Yes	Various	Various	3,334,677	

2023 Regionwide Adaptive Management - Fish Passage

Several recently installed fish passage structures are not functioning as intended and need adaptive management to prevent them from becoming fish barriers. The proposed repairs are to add meander bars, new streambed sediment, large woody material, and streambed boulders. The proposed streambed and habitat enhancements will allow for the passage of fish. Barrier Repairs (996735,18.0021 5.40,990214,22.0507 0.10,990178,990400). This project is in Clallam, Grays Harbor, Jefferson, and Mason Counties. This STIP record is for the portion of the project within Clallam County, Jefferson and Mason counties.

**Funding**

Phase	Start Date	Federal Fund Code	Federal Funds	State Fund Code	State Funds	Local Funds	Total
RW	2024		0	MAW	68,783	0	68,783
CN	2024		0	MAW	2,190,454	0	2,190,454
<b>Project Totals</b>			<b>0</b>		<b>2,259,237</b>	<b>0</b>	<b>2,259,237</b>

**Expenditure Schedule**

Phase	1st	2nd	3rd	4th	5th & 6th
RW	27,601	41,182	0	0	0
CN	1,747,957	442,497	0	0	0
<b>Totals</b>	<b>1,775,558</b>	<b>483,679</b>	<b>0</b>	<b>0</b>	<b>0</b>



Washington State S. T. I. P.

2024 to 2027

(Project Funds to Nearest Dollar)

MPO/RTPO: Peninsula RTPO

N Inside

Y Outside

November 17, 2023

County:

Agency: WSDOT - OLY

Func Cls	Project Number	PIN	STIP ID	Imp Type	Total Project Length	Environmental Type	RW Required	Begin Termini	End Termini	Total Est. Cost of Project	STIP Amend. No.
03		BPPENIN	BPPENIN	05		CE	No	Various	Various	34,848,812	

Asphalt/Chip Seal Preservation Peninsula RTPO

Asphalt/Chip Seal Preservation Peninsula Regional Transportation Planning Organization. Resurface the roadway with chip seal or hot mix asphalt to preserve the structural integrity of the roadway and extend the service life of the pavement. Find a list of included projects at [www.wsdot.wa.gov/Projects/Search](http://www.wsdot.wa.gov/Projects/Search).

**Funding**

Phase	Start Date	Federal Fund Code	Federal Funds		Local Funds	Total
			State Fund Code	State Funds		
PE	2024			0	MVA 196,240	0 196,240
PE	2025			0	MVA 116,580	0 116,580
PE	2026			0	MVA 13,416	0 13,416
PE	2027			0	MVA 25,987	0 25,987
CN	2024			0	MVA 4,589	0 4,589
<b>Project Totals</b>				<b>0</b>		<b>0 356,812 356,812</b>

**Expenditure Schedule**

Phase	1st	2nd	3rd	4th	5th & 6th
PE	196,240	116,580	13,416	25,987	0
CN	4,589	0	0	0	0
<b>Totals</b>	<b>200,829</b>	<b>116,580</b>	<b>13,416</b>	<b>25,987</b>	<b>0</b>

Washington State S. T. I. P.

2024 to 2027

(Project Funds to Nearest Dollar)

MPO/RTPO: Peninsula RTPO

N Inside

Y Outside

November 17, 2023

County:

Agency: WSDOT - OLY

Func Cls	Project Number	PIN	STIP ID	Imp Type	Total Project Length	Environmental Type	RW Required	Begin Termini	End Termini	Total Est. Cost of Project	STIP Amend. No.
03		310448K	310448K-16	47	1.500	CE	No	013.93	015.43	3,490,454	

SR 104/Hood Canal Bridge - Repair Pontoon Hatches Phase 3

Hatches on the pontoon deck of the Hood Canal Bridge have failed. Replace the failed hatches on the pontoon deck, extending the service life of the bridge. Replace pontoon hatches on bridge 104/005.1.

Funding

Phase	Start Date	Federal	Fund Code	Federal Funds	State Fund Code	State Funds	Local Funds	Total
PE	2024		NHPP	339,657	MVA	37,740	0	377,397
<b>Project Totals</b>				<b>339,657</b>		<b>37,740</b>	<b>0</b>	<b>377,397</b>

Expenditure Schedule

Phase	1st	2nd	3rd	4th	5th & 6th
PE	89,682	287,715	0	0	0
<b>Totals</b>	<b>89,682</b>	<b>287,715</b>	<b>0</b>	<b>0</b>	<b>0</b>

Washington State S. T. I. P.

2024 to 2027

(Project Funds to Nearest Dollar)

MPO/RTPO: Peninsula RTPO

N Inside

Y Outside

November 17, 2023

County:

Agency: WSDOT - OLY

Func Cls	Project Number	PIN	STIP ID	Imp Type	Total Project Length	Environmental Type	RW Required	Begin Termini	End Termini	Total Est. Cost of Project	STIP Amend. No.
03	0104(061)	310401D	310401D-16	21	0.040	CE	No	013.74	013.78	8,373,942	

SR 104/Paradise Bay-Shine Road - Intersection Safety Improvement

The intersection of SR 104/Shine Road is an Intersection Analysis Location (IAL) for the year 2016. 90% of the crashes at this intersection were entering at angle type crashes from Paradise road. This project will provide intersection control which has the potential to increase traffic safety.

Funding

Phase	Start Date	Federal Fund Code	Federal Funds	State Fund Code	State Funds	Local Funds	Total
CN	2024	HSIP	6,169,564	MVA	125,909	0	6,295,473
<b>Project Totals</b>			<b>6,169,564</b>		<b>125,909</b>	<b>0</b>	<b>6,295,473</b>

Expenditure Schedule

Phase	1st	2nd	3rd	4th	5th & 6th
CN	77,844	6,054,888	162,741	0	0
<b>Totals</b>	<b>77,844</b>	<b>6,054,888</b>	<b>162,741</b>	<b>0</b>	<b>0</b>

Washington State S. T. I. P.

2024 to 2027

(Project Funds to Nearest Dollar)

MPO/RTPO: Peninsula RTPO

N Inside

Y Outside

November 17, 2023

County:

Agency: WSDOT - OLY

Func Cls	Project Number	PIN	STIP ID	Imp Type	Total Project Length	Environmental Type	RW Required	Begin Termini	End Termini	Total Est. Cost of Project	STIP Amend. No.
03	0104(062)	310441A	310441A-16	21	0.440	CE	No	008.61	9.05	4,641,609	

SR 104/SR 19 Intersection - Safety Improvements

Through a statewide analysis, this section of SR 104 has been identified as a Intersection Analysis Location (IAL). By constructing a roundabout this project has the potential to reduce the frequency of collisions and enhance motorist safety.

Funding

Phase	Start Date	Federal Fund Code	Federal Funds	State Fund Code	State Funds	Local Funds	Total
CN	2024	NHPP	3,563,017	MVA	72,715	0	3,635,732
<b>Project Totals</b>			<b>3,563,017</b>		<b>72,715</b>	<b>0</b>	<b>3,635,732</b>

Expenditure Schedule

Phase	1st	2nd	3rd	4th	5th & 6th
CN	44,956	3,496,789	93,987	0	0
<b>Totals</b>	<b>44,956</b>	<b>3,496,789</b>	<b>93,987</b>	<b>0</b>	<b>0</b>

Washington State S. T. I. P.

2024 to 2027

(Project Funds to Nearest Dollar)

MPO/RTPO: Peninsula RTPO

N Inside

Y Outside

November 17, 2023

County:

Agency: WSDOT - OLY

Func Cls	Project Number	PIN	STIP ID	Imp Type	Total Project Length	Environmental Type	RW Required	Begin Termini	End Termini	Total Est. Cost of Project	STIP Amend. No.
03		310614A	310614A-23	20	12.700	CE	Yes	4.20	16.90	4,040,374	

SR 106/E State Rte 106 to E of E Eagle Vista Dr - Stabilize Shoreline

SR 106 was built on the shoreline of Hood Canal. Bank and toe erosion from wave energy and storm events have led to chronic maintenance activities along this section of SR 106. By stabilizing the slope, the impacts to fish habitat caused by repetitive maintenance activities will be reduced and the integrity of the roadway preserved. Stabilize eroding bank.

**Funding**

Phase	Start Date	Federal	Fund Code	Federal Funds		State Fund Code	State Funds	Local Funds	Total
PE	2025		STBG	257,797		MVA	10,742	0	268,539
RW	2026		STBG	1,898,738		MVA	38,750	0	1,937,488
CN	2027		STBG	1,797,660		MVA	36,687	0	1,834,347
<b>Project Totals</b>				<b>3,954,195</b>			<b>86,179</b>	<b>0</b>	<b>4,040,374</b>

**Expenditure Schedule**

Phase	1st	2nd	3rd	4th	5th & 6th
ALL	0	45,704	1,549,616	2,324,374	120,680
<b>Totals</b>	<b>0</b>	<b>45,704</b>	<b>1,549,616</b>	<b>2,324,374</b>	<b>120,680</b>

Washington State S. T. I. P.

2024 to 2027

(Project Funds to Nearest Dollar)

MPO/RTPO: Peninsula RTPO

N Inside

Y Outside

November 17, 2023

County:

Agency: WSDOT - OLY

Func Cls	Project Number	PIN	STIP ID	Imp Type	Total Project Length	Environmental Type	RW Required	Begin Termini	End Termini	Total Est. Cost of Project	STIP Amend. No.
05		310612A	310612A-23	21	0.110	CE	Yes	5.10	5.21	894,786	

SR 106/McReavy Rd Vicinity - Culvert Repair

Repair existing culvert WSDOT0000786471. The existing culvert in this location is experiencing structural failure. This project will replace or repair the existing culvert providing improved drainage and preserving the structural integrity of the roadway.

Funding

Phase	Start Date	Federal	Fund Code	Federal Funds	State Fund Code	State Funds	Local Funds	Total
CN	2024			0	CWA	306,538	0	306,538
<b>Project Totals</b>				<b>0</b>		<b>306,538</b>	<b>0</b>	<b>306,538</b>

Expenditure Schedule

Phase	1st	2nd	3rd	4th	5th & 6th
CN	18,568	5,500	0	282,470	0
<b>Totals</b>	<b>18,568</b>	<b>5,500</b>	<b>0</b>	<b>282,470</b>	<b>0</b>

Washington State S. T. I. P.

2024 to 2027

(Project Funds to Nearest Dollar)

MPO/RTPO: Peninsula RTPO

N Inside

Y Outside

November 17, 2023

County:

Agency: WSDOT - OLY

Func Cls	Project Number	PIN	STIP ID	Imp Type	Total Project Length	Environmental Type	RW Required	Begin Termini	End Termini	Total Est. Cost of Project	STIP Amend. No.
03		311007A	311007A-5	47	0.060	CE	No	008.64	008.70	1,554,345	

SR 110/Bogachiel River Bridge - Bridge Deck Repair

Bridge deck and expansion joints rehabilitation 110/015. The existing bridge deck has deteriorated. Rehabilitate the existing bridge deck and expansion joints to preserve the structural and functional integrity of this bridge.

Funding

Phase	Start Date	Federal	Fund Code	Federal Funds	State Fund Code	State Funds	Local Funds	Total
PE	2024		STBG	143,702	MVA	15,966	0	159,668
<b>Project Totals</b>				<b>143,702</b>		<b>15,966</b>	<b>0</b>	<b>159,668</b>

Expenditure Schedule

Phase	1st	2nd	3rd	4th	5th & 6th
PE	159,668	0	0	0	0
<b>Totals</b>	<b>159,668</b>	<b>0</b>	<b>0</b>	<b>0</b>	<b>0</b>

Washington State S. T. I. P.

2024 to 2027

(Project Funds to Nearest Dollar)

MPO/RTPO: Peninsula RTPO

N Inside

Y Outside

November 17, 2023

County:

Agency: WSDOT - OLY

Func Cls	Project Number	PIN	STIP ID	Imp Type	Total Project Length	Environmental Type	RW Required	Begin Termini	End Termini	Total Est. Cost of Project	STIP Amend. No.
03		311008A	311008A-5	47	0.060	CE	No	8.64	8.70	1,394,435	

SR 110/Bogachiel River Bridge - Bridge Painting

The steel components of this structure require cleaning and painting to delay deterioration. Clean and paint the structure, extending the service life of the bridge. Clean and paint steel bridge 110/015.

Funding

Phase	Start Date	Federal Fund Code	Federal Funds	State Fund Code	State Funds	Local Funds	Total
PE	2024	STBG	131,451	MVA	14,606	0	146,057
<b>Project Totals</b>			<b>131,451</b>		<b>14,606</b>	<b>0</b>	<b>146,057</b>

Expenditure Schedule

Phase	1st	2nd	3rd	4th	5th & 6th
PE	136,983	9,073	0	0	0
<b>Totals</b>	<b>136,983</b>	<b>9,073</b>	<b>0</b>	<b>0</b>	<b>0</b>



Washington State S. T. I. P.

2024 to 2027

(Project Funds to Nearest Dollar)

MPO/RTPO: Peninsula RTPO

N Inside

Y Outside

November 17, 2023

County:

Agency: WSDOT - OLY

Func Cls	Project Number	PIN	STIP ID	Imp Type	Total Project Length	Environmental Type	RW Required	Begin Termini	End Termini	Total Est. Cost of Project	STIP Amend. No.
05		311252A	311252A-05	20	44.340	CE	Yes	012.21	056.55	46,099,082	

SR 112/Eagle Point Rd to E of Freshwater Bay Rd - Remove Fish Barriers

The existing drainage structure at this location has been identified as a fish passage barrier. By replacing the existing structure with a fish passable structure, the restriction to fish passage will be eliminated. (990480 990941 991258 991259 991539 991661 991686 991686 991732 991738 996536 996539 996684).

Funding

Phase	Start Date	Federal Fund Code	Federal Funds		Local Funds	Total		
			State Fund Code	State Funds				
PE	2024			0	CSRFP	7,258,946	0	7,258,946
PE	2024			0	MAW	723,364	0	723,364
RW	2024			0	MAW	32,900	0	32,900
CN	2026			0	MAW	37,385,684	0	37,385,684
<b>Project Totals</b>				<b>0</b>		<b>45,400,894</b>	<b>0</b>	<b>45,400,894</b>

Expenditure Schedule

Phase	1st	2nd	3rd	4th	5th & 6th
PE	763,595	2,863,488	2,863,488	1,491,739	0
RW	32,900	0	0	0	0
CN	0	0	514,405	11,461,714	25,409,565
<b>Totals</b>	<b>796,495</b>	<b>2,863,488</b>	<b>3,377,893</b>	<b>12,953,453</b>	<b>25,409,565</b>

Washington State S. T. I. P.

2024 to 2027

(Project Funds to Nearest Dollar)

MPO/RTPO: Peninsula RTPO

N Inside

Y Outside

November 17, 2023

County:

Agency: WSDOT - OLY

Func Cls	Project Number	PIN	STIP ID	Imp Type	Total Project Length	Environmental Type	RW Required	Begin Termini	End Termini	Total Est. Cost of Project	STIP Amend. No.
03		311304A	311304A-5	47	0.020	CE	No	001.87	001.89	576,522	

SR 113/Beaver Creek Bridge - Concrete Deck Rehabilitation

The existing bridge deck has deteriorated. Rehabilitate the existing bridge decks to preserve the structural and functional integrity of the bridge.  
Bridge deck rehabilitation 113/5.

**Funding**

Phase	Start Date	Federal Fund Code	Federal Funds	State Fund Code	State Funds	Local Funds	Total
PE	2024	NHPP	95,999	MVA	10,667	0	106,666
<b>Project Totals</b>			<b>95,999</b>		<b>10,667</b>	<b>0</b>	<b>106,666</b>

**Expenditure Schedule**

Phase	1st	2nd	3rd	4th	5th & 6th
PE	106,666	0	0	0	0
<b>Totals</b>	<b>106,666</b>	<b>0</b>	<b>0</b>	<b>0</b>	<b>0</b>

Washington State S. T. I. P.

2024 to 2027

(Project Funds to Nearest Dollar)

MPO/RTPO: Peninsula RTPO

N Inside

Y Outside

November 17, 2023

County:

Agency: WSDOT - OLY

Func Cls	Project Number	PIN	STIP ID	Imp Type	Total Project Length	Environmental Type	RW Required	Begin Termini	End Termini	Total Est. Cost of Project	STIP Amend. No.
03		302018C	302018C16	21	0.150	CE	No	9.78	9.93	1,043,537	

SR 20/Discovery/Mills Rd I/S - Roundabout

The existing signal system is outdated and requires frequent and extensive maintenance. Replace the obsolete signal system with a roundabout to reduce the risk of failure and the high cost of maintenance. Replace existing signal system with roundabout

Funding

Phase	Start Date	Federal Fund Code	Federal Funds	State Fund Code	State Funds	Local Funds	Total
RW	2024	NHPP	20,950	MVA	428	0	21,378
<b>Project Totals</b>			<b>20,950</b>		<b>428</b>	<b>0</b>	<b>21,378</b>

Expenditure Schedule

Phase	1st	2nd	3rd	4th	5th & 6th
RW	1,370	16,440	3,568	0	0
<b>Totals</b>	<b>1,370</b>	<b>16,440</b>	<b>3,568</b>	<b>0</b>	<b>0</b>

Washington State S. T. I. P.

2024 to 2027

(Project Funds to Nearest Dollar)

MPO/RTPO: Peninsula RTPO

N Inside

Y Outside

November 17, 2023

County:

Agency: WSDOT - OLY

Func Cls	Project Number	PIN	STIP ID	Imp Type	Total Project Length	Environmental Type	RW Required	Begin Termini	End Termini	Total Est. Cost of Project	STIP Amend. No.
03	0003(135)	300309Q	300309Q-23	21	0.100	CE	Yes	008.94	009.04	2,008,579	

SR 3/E Agate Rd Intersection - Compact Roundabout

This intersection has been identified as an Intersection Analysis Location. Constructing a compact roundabout has the potential to reduce the frequency and severity of collisions and improve motorist safety. Construct a compact roundabout.

**Funding**

Phase	Start Date	Federal Fund Code	Federal Funds	State Fund Code	State Funds	Local Funds	Total
PE	2024	HSIP	228,179	MVA	26,624	0	254,803
RW	2024	HSIP	24,721	MVA	505	0	25,226
CN	2024	HSIP	1,693,979	MVA	34,571	0	1,728,550
<b>Project Totals</b>			<b>1,946,879</b>		<b>61,700</b>	<b>0</b>	<b>2,008,579</b>

**Expenditure Schedule**

Phase	1st	2nd	3rd	4th	5th & 6th
ALL	18,814	240,256	1,135,258	614,251	0
<b>Totals</b>	<b>18,814</b>	<b>240,256</b>	<b>1,135,258</b>	<b>614,251</b>	<b>0</b>

Washington State S. T. I. P.

2024 to 2027

(Project Funds to Nearest Dollar)

MPO/RTPO: Peninsula RTPO

N Inside

Y Outside

November 17, 2023

County:

Agency: WSDOT - OLY

Func Cls	Project Number	PIN	STIP ID	Imp Type	Total Project Length	Environmental Type	RW Required	Begin Termini	End Termini	Total Est. Cost of Project	STIP Amend. No.
03		300344E	300344E-23	01	6.680	EIS	Yes	022.81	029.49	39,605,656	

SR 3/Freight Corridor - New Alignment

A new alignment is needed around the town of Belfair to relieve traffic congestion. This project represents the remaining funding needs for preliminary engineering, purchasing right-of-way and constructing the bypass. When complete, this project will relieve congestion and improve the flow of traffic. Construct new alignment. This project is in Kitsap and Mason counties. This STIP record is for the portion of the project within Mason County.

**Funding**

Phase	Start Date	Federal Fund Code	Federal Funds	State Fund Code	State Funds	Local Funds	Total
CN	2026		0	CWA	7,706,258	0	7,706,258
CN	2027		0	CWA	11,562,116	0	11,562,116
<b>Project Totals</b>			<b>0</b>		<b>19,268,374</b>	<b>0</b>	<b>19,268,374</b>

**Expenditure Schedule**

Phase	1st	2nd	3rd	4th	5th & 6th
CN	0	0	7,706,258	11,562,116	10,287,039
<b>Totals</b>	<b>0</b>	<b>0</b>	<b>7,706,258</b>	<b>11,562,116</b>	<b>10,287,039</b>

Washington State S. T. I. P.

2024 to 2027

(Project Funds to Nearest Dollar)

MPO/RTPO: Peninsula RTPO

N Inside

Y Outside

November 17, 2023

County:

Agency: WSDOT - OLY

Func Cls	Project Number	PIN	STIP ID	Imp Type	Total Project Length	Environmental Type	RW Required	Begin Termini	End Termini	Total Est. Cost of Project	STIP Amend. No.
03	0003(136)	300399C	300399C-16	21	0.100	CE	Yes	010.71	010.81	1,716,310	

SR 3/Pickering Rd Intersection - Compact Roundabout

This intersection has been identified as an Intersection Analysis Location. Constructing a compact roundabout has the potential to reduce the frequency and severity of collisions and improve motorist safety. Construct a compact roundabout.

**Funding**

Phase	Start Date	Federal Fund Code	Federal Funds	State Fund Code	State Funds	Local Funds	Total
PE	2024	HSIP	186,515	MVA	21,550	0	208,065
RW	2024	HSIP	24,990	MVA	510	0	25,500
CN	2024	HSIP	1,453,090	MVA	29,655	0	1,482,745
<b>Project Totals</b>			<b>1,664,595</b>		<b>51,715</b>	<b>0</b>	<b>1,716,310</b>

**Expenditure Schedule**

Phase	1st	2nd	3rd	4th	5th & 6th
ALL	216,982	1,063,614	435,714	0	0
<b>Totals</b>	<b>216,982</b>	<b>1,063,614</b>	<b>435,714</b>	<b>0</b>	<b>0</b>

Washington State S. T. I. P.

2024 to 2027

(Project Funds to Nearest Dollar)

MPO/RTPO: Peninsula RTPO

N Inside

Y Outside

November 17, 2023

County:

Agency: WSDOT - OLY

Func Cls	Project Number	PIN	STIP ID	Imp Type	Total Project Length	Environmental Type	RW Required	Begin Termini	End Termini	Total Est. Cost of Project	STIP Amend. No.
03		300398C	300398C-23	20	2.560	CE	Yes	023.89	026.45	27,263,710	

SR 3/SR 106/SR 300 Belfair Vicinity - Remove Fish Barriers

Remove fish barriers (991795 991797 991991 996699 999626 115 MC218). The existing drainage structure at this location has been identified as a fish passage barrier. By replacing the existing structure with a fish passable structure, the restriction to fish passage will be eliminated.

Funding

Phase	Start Date	Federal	Fund Code	Federal Funds	State Fund Code	State Funds	Local Funds	Total
PE	2024			0	MAW	5,062,400	0	5,062,400
<b>Project Totals</b>				<b>0</b>		<b>5,062,400</b>	<b>0</b>	<b>5,062,400</b>

Expenditure Schedule

Phase	1st	2nd	3rd	4th	5th & 6th
PE	1,676,501	1,972,356	1,413,544	0	0
<b>Totals</b>	<b>1,676,501</b>	<b>1,972,356</b>	<b>1,413,544</b>	<b>0</b>	<b>0</b>

Washington State S. T. I. P.

2024 to 2027

(Project Funds to Nearest Dollar)

MPO/RTPO: Peninsula RTPO

N Inside

Y Outside

November 17, 2023

County:

Agency: WSDOT - OLY

Func Cls	Project Number	PIN	STIP ID	Imp Type	Total Project Length	Environmental Type	RW Required	Begin Termini	End Termini	Total Est. Cost of Project	STIP Amend. No.
04		330231B	330231B-23	20	0.100	CE	Yes	004.15	004.25	5,111,041	

SR 302/Victor Creek - Remove Fish Barrier

The existing drainage structure at this location has been identified as a fish passage barrier. By replacing the existing structure with a fish passable structure, the restriction to fish passage will be eliminated. Remove fish passage barrier (991525).

Funding

Phase	Start Date	Federal	Fund Code	Federal Funds	State Fund Code	State Funds	Local Funds	Total
RW	2024		STBG	101,055	MAW	2,062	0	103,117
CN	2024		STBG	2,900,855	MAW	59,202	0	2,960,057
<b>Project Totals</b>				<b>3,001,910</b>		<b>61,264</b>	<b>0</b>	<b>3,063,174</b>

Expenditure Schedule

Phase	1st	2nd	3rd	4th	5th & 6th
RW	21,482	81,635	0	0	0
CN	2,638,082	321,975	0	0	0
<b>Totals</b>	<b>2,659,564</b>	<b>403,610</b>	<b>0</b>	<b>0</b>	<b>0</b>



Washington State S. T. I. P.

2024 to 2027

(Project Funds to Nearest Dollar)

MPO/RTPO: Peninsula RTPO

N Inside

Y Outside

November 17, 2023

County:

Agency: WSDOT - OLY

Func Cls	Project Number	PIN	STIP ID	Imp Type	Total Project Length	Environmental Type	RW Required	Begin Termini	End Termini	Total Est. Cost of Project	STIP Amend. No.
03		310126F	310126F-05	20	1.180	CE	Yes	269.44	270.62	27,255,155	

US 101/Blyn Vicinity - Remove Fish Barrier

Remove barriers (994464) (990107). The existing drainage structure at this location has been identified as a fish passage barrier. By replacing the existing structure with a fish passable structure, the restriction to fish passage will be eliminated.

**Funding**

Phase	Start Date	Federal Fund Code	Federal Funds	State Fund Code	State Funds	Local Funds	Total
RW	2024		0	MAW	395,119	0	395,119
CN	2025		0	MAW	23,144,409	0	23,144,409
<b>Project Totals</b>			<b>0</b>		<b>23,539,528</b>	<b>0</b>	<b>23,539,528</b>

**Expenditure Schedule**

Phase	1st	2nd	3rd	4th	5th & 6th
RW	75,856	319,263	0	0	0
CN	0	451,754	13,157,503	9,535,152	0
<b>Totals</b>	<b>75,856</b>	<b>771,017</b>	<b>13,157,503</b>	<b>9,535,152</b>	<b>0</b>

Washington State S. T. I. P.

2024 to 2027

(Project Funds to Nearest Dollar)

MPO/RTPO: Peninsula RTPO

N Inside

Y Outside

November 17, 2023

County:

Agency: WSDOT - OLY

Func Cls	Project Number	PIN	STIP ID	Imp Type	Total Project Length	Environmental Type	RW Required	Begin Termini	End Termini	Total Est. Cost of Project	STIP Amend. No.
03		310106F	310106F-16	47	0.100	CE	No	176.57	176.67	6,621,836	

US 101/Hoh River Bridge - Bridge Painting

The steel components of this structure require cleaning and painting to delay deterioration. Clean and paint the structure to extend the service life of the bridge. Clean and paint steel bridge 101/217

Funding

Phase	Start Date	Federal Fund Code	Federal Funds	State Fund Code	State Funds	Local Funds	Total
PE	2024	NHPP	647,603	MVA	71,956	0	719,559
<b>Project Totals</b>			<b>647,603</b>		<b>71,956</b>	<b>0</b>	<b>719,559</b>

Expenditure Schedule

Phase	1st	2nd	3rd	4th	5th & 6th
PE	674,894	44,665	0	0	0
<b>Totals</b>	<b>674,894</b>	<b>44,665</b>	<b>0</b>	<b>0</b>	<b>0</b>

Washington State S. T. I. P.

2024 to 2027

(Project Funds to Nearest Dollar)

MPO/RTPO: Peninsula RTPO

N Inside

Y Outside

November 17, 2023

County:

Agency: WSDOT - OLY

Func Cls	Project Number	PIN	STIP ID	Imp Type	Total Project Length	Environmental Type	RW Required	Begin Termini	End Termini	Total Est. Cost of Project	STIP Amend. No.
03		310146G	310146G-16	20	4.090	CE	Yes	302.96	307.05	14,520,800	

US 101/Marple Creek and Twana Creek - Remove Fish Barriers

Remove fish passage barriers (994484) (990899). The existing drainage structure at this location has been identified as a fish passage barrier. By replacing the existing structure with a fish passable structure, the restriction to fish passage will be eliminated.

**Funding**

Phase	Start Date	Federal	Fund Code	Federal Funds	State Fund Code	State Funds	Local Funds	Total
PE	2024			0	MAW	2,676,000	0	2,676,000
CN	2025			0	MAW	11,462,400	0	11,462,400
<b>Project Totals</b>				<b>0</b>		<b>14,138,400</b>	<b>0</b>	<b>14,138,400</b>

**Expenditure Schedule**

Phase	1st	2nd	3rd	4th	5th & 6th
PE	1,100,609	1,294,836	280,550	0	0
CN	0	0	11,462,400	0	0
<b>Totals</b>	<b>1,100,609</b>	<b>1,294,836</b>	<b>11,742,950</b>	<b>0</b>	<b>0</b>

Washington State S. T. I. P.

2024 to 2027

(Project Funds to Nearest Dollar)

MPO/RTPO: Peninsula RTPO

N Inside

Y Outside

November 17, 2023

County:

Agency: WSDOT - OLY

Func Cls	Project Number	PIN	STIP ID	Imp Type	Total Project Length	Environmental Type	RW Required	Begin Termini	End Termini	Total Est. Cost of Project	STIP Amend. No.
03		310199K	310199K-05	20	0.010	CE	Yes	248.05	248.06	33,891,560	

US 101/Peabody Creek - Remove Fish Barrier

Remove fish passage barrier (990326). The existing culvert in this location is experiencing structural failure. Replace or repair the existing culvert to provide improved drainage and preserve the structural integrity of the roadway.

Funding

Phase	Start Date	Federal	Fund Code	Federal Funds	State Fund Code	State Funds	Local Funds	Total
PE	2025			0	MAW	2,387,360	0	2,387,360
<b>Project Totals</b>				<b>0</b>		<b>2,387,360</b>	<b>0</b>	<b>2,387,360</b>

Expenditure Schedule

Phase	1st	2nd	3rd	4th	5th & 6th
PE	0	1,229,843	1,157,517	0	0
<b>Totals</b>	<b>0</b>	<b>1,229,843</b>	<b>1,157,517</b>	<b>0</b>	<b>0</b>

Washington State S. T. I. P.

2024 to 2027

(Project Funds to Nearest Dollar)

MPO/RTPO: Peninsula RTPO

N Inside

Y Outside

November 17, 2023

County:

Agency: WSDOT - OLY

Func Cls	Project Number	PIN	STIP ID	Imp Type	Total Project Length	Environmental Type	RW Required	Begin Termini	End Termini	Total Est. Cost of Project	STIP Amend. No.
03		310106G	310106G-23	47	0.080	CE	No	338.77	338.85	4,864,050	

US 101/Skokomish River Bridge - Bridge Painting

The steel components of this structure require cleaning and painting to delay deterioration. Clean and paint the structure to extend the service life of the bridge. Clean and paint steel bridge 101/418

Funding

Phase	Start Date	Federal Fund Code	Federal Funds	State Fund Code	State Funds	Local Funds	Total
PE	2024	NHPP	459,261	MVA	51,029	0	510,290
<b>Project Totals</b>			<b>459,261</b>		<b>51,029</b>	<b>0</b>	<b>510,290</b>

Expenditure Schedule

Phase	1st	2nd	3rd	4th	5th & 6th
PE	422,700	87,859	0	0	0
<b>Totals</b>	<b>422,700</b>	<b>87,859</b>	<b>0</b>	<b>0</b>	<b>0</b>

Washington State S. T. I. P.

2024 to 2027

(Project Funds to Nearest Dollar)

MPO/RTPO: Peninsula RTPO

N Inside

Y Outside

November 17, 2023

County:

Agency: WSDOT - OLY

Func Cls	Project Number	PIN	STIP ID	Imp Type	Total Project Length	Environmental Type	RW Required	Begin Termini	End Termini	Total Est. Cost of Project	STIP Amend. No.
02		310174K	310174K-05	40	0.060	CE	No	211.55	211.61	3,193,707	

US 101/Sol Duc River Bridge - Bridge Painting

The steel components of this structure require cleaning and painting to delay deterioration. By painting this structure, the service life of the bridge will be extended. Clean and paint steel bridge 101/320.

Funding

Phase	Start Date	Federal Fund Code	Federal Funds	State Fund Code	State Funds	Local Funds	Total
PE	2024	NHPP	301,064	MVA	33,452	0	334,516
<b>Project Totals</b>			<b>301,064</b>		<b>33,452</b>	<b>0</b>	<b>334,516</b>

Expenditure Schedule

Phase	1st	2nd	3rd	4th	5th & 6th
PE	313,747	20,769	0	0	0
<b>Totals</b>	<b>313,747</b>	<b>20,769</b>	<b>0</b>	<b>0</b>	<b>0</b>

Washington State S. T. I. P.

2024 to 2027

(Project Funds to Nearest Dollar)

MPO/RTPO: Peninsula RTPO

N Inside

Y Outside

November 17, 2023

County:

Agency: WSDOT - OLY

Func Cls	Project Number	PIN	STIP ID	Imp Type	Total Project Length	Environmental Type	RW Required	Begin Termini	End Termini	Total Est. Cost of Project	STIP Amend. No.
03		310104K	310104K-5	47	0.050	CE	No	203.66	203.71	3,304,576	

US 101/Sol Duc River Bridge - Bridge Painting

The steel components of this structure require cleaning and painting to delay deterioration. Clean and paint this structure to extend the service life of the bridge. Clean and paint steel bridge 101/316.

Funding

Phase	Start Date	Federal Fund Code	Federal Funds	State Fund Code	State Funds	Local Funds	Total
PE	2024	NHPP	310,075	MVA	34,453	0	344,528
<b>Project Totals</b>			<b>310,075</b>		<b>34,453</b>	<b>0</b>	<b>344,528</b>

Expenditure Schedule

Phase	1st	2nd	3rd	4th	5th & 6th
PE	323,137	21,391	0	0	0
<b>Totals</b>	<b>323,137</b>	<b>21,391</b>	<b>0</b>	<b>0</b>	<b>0</b>

Washington State S. T. I. P.

2024 to 2027

(Project Funds to Nearest Dollar)

MPO/RTPO: Peninsula RTPO

N Inside

Y Outside

November 17, 2023

County:

Agency: WSDOT - OLY

Func Cls	Project Number	PIN	STIP ID	Imp Type	Total Project Length	Environmental Type	RW Required	Begin Termini	End Termini	Total Est. Cost of Project	STIP Amend. No.
03		310198P	310198P-23	20	0.100	CE	Yes	327.71	327.81	18,523,400	

US 101/SR 119 Lilliwaup Vicinity - Remove Fish Barriers

The existing drainage structure at this location has been identified as a fish passage barrier. By replacing the existing structure with a fish passable structure, the restriction to fish passage will be eliminated. Remove fish passage barriers (996138) (995916) (933500).

**Funding**

Phase	Start Date	Federal	Fund Code	Federal Funds		Local Funds	Total
				State Fund Code	State Funds		
PE	2024			0	CSR	1,596,600	1,596,600
PE	2024			0	MAW	177,400	177,400
RW	2024			0	MAW	99,600	99,600
CN	2025			0	MAW	16,649,800	16,649,800
<b>Project Totals</b>				<b>0</b>		<b>18,523,400</b>	<b>18,523,400</b>

**Expenditure Schedule**

Phase	1st	2nd	3rd	4th	5th & 6th
ALL	460,421	865,722	721,346	6,690,762	9,785,149
<b>Totals</b>	<b>460,421</b>	<b>865,722</b>	<b>721,346</b>	<b>6,690,762</b>	<b>9,785,149</b>



Washington State S. T. I. P.

2024 to 2027

(Project Funds to Nearest Dollar)

MPO/RTPO: Peninsula RTPO

N Inside

Y Outside

November 17, 2023

County:

Agency: WSDOT - OLY

Func Cls	Project Number	PIN	STIP ID	Imp Type	Total Project Length	Environmental Type	RW Required	Begin Termini	End Termini	Total Est. Cost of Project	STIP Amend. No.
03		310169F	310169F-16	20	40.600	CE	No	169.10	209.70	61,398,723	

US 101/Tribs to Hoh River & Braden Creek - Remove Fish Barriers

The existing drainage structures at these locations have been identified as fish passage barriers. By replacing the existing structures with fish passable structures, the restriction to fish passage will be eliminated. Remove Barriers (990717,997054,990554,991507,991575) B#2A.

Funding

Phase	Start Date	Federal	Fund Code	Federal Funds	State Fund Code	State Funds	Local Funds	Total
CN	2024			0	MAW	61,398,723	0	61,398,723
<b>Project Totals</b>				<b>0</b>		<b>61,398,723</b>	<b>0</b>	<b>61,398,723</b>

Expenditure Schedule

Phase	1st	2nd	3rd	4th	5th & 6th
CN	2,316,337	59,082,386	0	0	0
<b>Totals</b>	<b>2,316,337</b>	<b>59,082,386</b>	<b>0</b>	<b>0</b>	<b>0</b>

Washington State S. T. I. P.

2024 to 2027

(Project Funds to Nearest Dollar)

MPO/RTPO: Peninsula RTPO

N Inside

Y Outside

November 17, 2023

County:

Agency: WSDOT - OLY

Func Cls	Project Number	PIN	STIP ID	Imp Type	Total Project Length	Environmental Type	RW Required	Begin Termini	End Termini	Total Est. Cost of Project	STIP Amend. No.
03		310130E	310130E-16	20	0.010	CE	Yes	249.40	249.41	42,901,889	

US 101/White Creek - Remove Fish Barrier

Remove fish passage barrier (990481). The existing drainage structure at this location has been identified as a fish passage barrier. Replace the existing structure with a fish passable structure, eliminating restriction to fish passage.

**Funding**

Phase	Start Date	Federal	Fund Code	Federal Funds	State Fund Code	State Funds	Local Funds	Total
PE	2025			0	CWA	3,093,871	0	3,093,871
RW	2025			0	CWA	12,816,000	0	12,816,000
CN	2026			0	CWA	26,992,018	0	26,992,018
<b>Project Totals</b>				<b>0</b>		<b>42,901,889</b>	<b>0</b>	<b>42,901,889</b>

**Expenditure Schedule**

Phase	1st	2nd	3rd	4th	5th & 6th
ALL	0	4,901,559	11,341,049	23,801,156	2,858,125
<b>Totals</b>	<b>0</b>	<b>4,901,559</b>	<b>11,341,049</b>	<b>23,801,156</b>	<b>2,858,125</b>

	Federal Funds	State Funds	Local Funds	Total
<b>Agency Totals for WSDOT - OLY</b>	<b>22,749,922</b>	<b>236,273,334</b>	<b>0</b>	<b>259,023,256</b>

Washington State S. T. I. P.

2024 to 2027

(Project Funds to Nearest Dollar)

MPO/RTPO: PSRC

Y Inside

N Outside

November 17, 2023

County: Snohomish

Agency: Arlington

Func Cls	Project Number	PIN	STIP ID	Imp Type	Total Project Length	Environmental Type	RW Required	Begin Termini	End Termini	Total Est. Cost of Project	STIP Amend. No.
03	9931(024)		ARL-19	06	0.310	CE	No	SR-530	West Ave	645,555	

Division/Broadway Pavement Restoration Project

(NHS Funds). Mill and resurface Broadway St from SR 530 to E Division St and E Division St from Broadway St to N West Ave, structurally repairing the roadway when necessary and replace curb ramps with ADA compliant curb ramps, install high visibility crosswalks and RRFB. (Local Funds) Also provide mobility and safety improvements on traffic circles at the Broadway St/E Division St and E Division St/N West Ave intersections, including a raised center median, modification to the splitter island and improved pedestrian crossing facilities.

**Funding**

Phase	Start Date	Federal Fund Code	Federal Funds	State Fund Code	State Funds	Local Funds	Total
CN	2024	NHPP	327,273		0	250,000	577,273
<b>Project Totals</b>			<b>327,273</b>		<b>0</b>	<b>250,000</b>	<b>577,273</b>

**Expenditure Schedule**

Phase	1st	2nd	3rd	4th	5th & 6th
ALL	577,273	0	0	0	0
<b>Totals</b>	<b>577,273</b>	<b>0</b>	<b>0</b>	<b>0</b>	<b>0</b>

Washington State S. T. I. P.

2024 to 2027

(Project Funds to Nearest Dollar)

MPO/RTPO: PSRC

Y Inside

N Outside

November 17, 2023

County: Snohomish

Agency: Arlington

Func Cls	Project Number	PIN	STIP ID	Imp Type	Total Project Length	Environmental Type	RW Required	Begin Termini	End Termini	Total Est. Cost of Project	STIP Amend. No.
05		WA341	ARL-21	01	0.310	EA	Yes	43rd Ave	37th Ave	4,567,893	

169th St Connecting Segment

Construct roadway segment with two travel lanes, storm drainage, sidewalk, a multi-use trail, and streetlights.

Funding

Phase	Start Date	Federal Fund Code	Federal Funds		State Fund Code	State Funds	Local Funds	Total
			Federal	Fund Code				
CN	2025	DEMO		3,654,893		0	13,000	3,667,893
<b>Project Totals</b>				<b>3,654,893</b>		<b>0</b>	<b>13,000</b>	<b>3,667,893</b>

Expenditure Schedule

Phase	1st	2nd	3rd	4th	5th & 6th
ALL	0	3,667,893	0	0	0
<b>Totals</b>	<b>0</b>	<b>3,667,893</b>	<b>0</b>	<b>0</b>	<b>0</b>

Washington State S. T. I. P.

2024 to 2027

(Project Funds to Nearest Dollar)

MPO/RTPO: PSRC

Y Inside

N Outside

November 17, 2023

County: Snohomish

Agency: Arlington

Func Cls	Project Number	PIN	STIP ID	Imp Type	Total Project Length	Environmental Type	RW Required	Begin Termini	End Termini	Total Est. Cost of Project	STIP Amend. No.
04			ARL-17B	04	0.100	EA	Yes	N/A	N/A	3,575,000	

180th Street Roundabout

Construct a single lane roundabout roundabout, roundabout approaches, sidewalks, multiuse trail, side drainage, water/sewer/communication utilities, lighting, transit stops, local artwork, and landscaping. The PE phase for this project was completed in project ARL-17.

**Funding**

Phase	Start Date	Federal	Fund Code	Federal Funds	State Fund Code	State Funds	Local Funds	Total
CN	2026		CMAQ	2,000,000		0	1,300,000	3,300,000
CN	2026		STBG(UM)	200,000		0	0	200,000
<b>Project Totals</b>				<b>2,200,000</b>		<b>0</b>	<b>1,300,000</b>	<b>3,500,000</b>

**Expenditure Schedule**

Phase	1st	2nd	3rd	4th	5th & 6th
ALL	0	0	3,500,000	0	0
<b>Totals</b>	<b>0</b>	<b>0</b>	<b>3,500,000</b>	<b>0</b>	<b>0</b>

Washington State S. T. I. P.

2024 to 2027

(Project Funds to Nearest Dollar)

MPO/RTPO: PSRC

Y Inside

N Outside

November 17, 2023

County: Snohomish

Agency: Arlington

Func Cls	Project Number	PIN	STIP ID	Imp Type	Total Project Length	Environmental Type	RW Required	Begin Termini	End Termini	Total Est. Cost of Project	STIP Amend. No.
00	2695(001)		ARL-18	28	0.370	CE	No	204th Street	197th Place	737,637	

74th Ave Trail

This project will complete the design and construction for the 74th Ave Trail, a trail segment paralleling 74th Ave and running between 197th Place and 204th Street. This project includes all design and planning work necessary to prepare a federally compliant PS&E package for a 12-foot wide paved multi-use trail from the north terminus of the Arlington Valley Road Trail to the 204th St and 74th Ave intersection. Included in the design will be street lights, drainage (where necessary), paved trail, ADA compliant curb ramps, crosswalk striping, and landscaping.

Funding

Phase	Start Date	Federal Fund Code	Federal Funds	State Fund Code	State Funds	Local Funds	Total
CN	2024	STBG(UM)	525,000		0	133,605	658,605
<b>Project Totals</b>			<b>525,000</b>		<b>0</b>	<b>133,605</b>	<b>658,605</b>

Expenditure Schedule

Phase	1st	2nd	3rd	4th	5th & 6th
ALL	658,605	0	0	0	0
<b>Totals</b>	<b>658,605</b>	<b>0</b>	<b>0</b>	<b>0</b>	<b>0</b>

Washington State S. T. I. P.

2024 to 2027

(Project Funds to Nearest Dollar)

MPO/RTPO: PSRC

Y Inside

N Outside

November 17, 2023

County: Snohomish

Agency: Arlington

Func Cls	Project Number	PIN	STIP ID	Imp Type	Total Project Length	Environmental Type	RW Required	Begin Termini	End Termini	Total Est. Cost of Project	STIP Amend. No.
04			ARL-17A	04	0.000	EIS	Yes	N/A	N/A	3,130,573	

Smokey Point Blvd & 188th St Roundabout

This project proposes to construct a roundabout at the Smokey Point Blvd and 188th St intersection. Work includes installation of a roundabout approach, the roundabout, sidewalks, multiuse trail, site drainage, water/sewer/commutation utilities, lighting, transit stop, local artwork and landscaping. The PE phase for this project was completed in project ARL-17.

Funding

Phase	Start Date	Federal Fund Code	Federal Funds	State Fund Code	State Funds	Local Funds	Total
CN	2024	CMAQ	2,080,000		0	800,573	2,880,573
<b>Project Totals</b>			<b>2,080,000</b>		<b>0</b>	<b>800,573</b>	<b>2,880,573</b>

Expenditure Schedule

Phase	1st	2nd	3rd	4th	5th & 6th
ALL	2,880,573	0	0	0	0
<b>Totals</b>	<b>2,880,573</b>	<b>0</b>	<b>0</b>	<b>0</b>	<b>0</b>

	Federal Funds	State Funds	Local Funds	Total
<b>Agency Totals for Arlington</b>	<b>8,787,166</b>	<b>0</b>	<b>2,497,178</b>	<b>11,284,344</b>

Washington State S. T. I. P.

2024 to 2027

(Project Funds to Nearest Dollar)

MPO/RTPO: PSRC

Y Inside

N Outside

November 17, 2023

County: King

Agency: Auburn

Func Cls	Project Number	PIN	STIP ID	Imp Type	Total Project Length	Environmental Type	RW Required	Begin Termini	End Termini	Total Est. Cost of Project	STIP Amend. No.
06			AUB-76	28	0.000	CE	No	N/A	N/A	625,000	

1st Street NE/NW and N Division Street Pedestrian Improvements

Create raised intersection, add curb bulbs where not already in place, install new ADA compliant ramps, and add pedestrian level and street lighting improvements.

**Funding**

Phase	Start Date	Federal	Fund Code	Federal Funds	State Fund Code	State Funds	Local Funds	Total
PE	2025		CMAQ	80,000		0	20,000	100,000
CN	2026		CMAQ	420,000		0	105,000	525,000
<b>Project Totals</b>				<b>500,000</b>		<b>0</b>	<b>125,000</b>	<b>625,000</b>

**Expenditure Schedule**

Phase	1st	2nd	3rd	4th	5th & 6th
ALL	0	100,000	525,000	0	0
<b>Totals</b>	<b>0</b>	<b>100,000</b>	<b>525,000</b>	<b>0</b>	<b>0</b>



Washington State S. T. I. P.

2024 to 2027

(Project Funds to Nearest Dollar)

MPO/RTPO: PSRC

Y Inside

N Outside

November 17, 2023

County: King

Agency: Auburn

Func Cls	Project Number	PIN	STIP ID	Imp Type	Total Project Length	Environmental Type	RW Required	Begin Termini	End Termini	Total Est. Cost of Project	STIP Amend. No.
03			AUB-73	06	0.900	CE	Yes	37th Street SE	Lakeland Hills Way	2,007,000	

A Street SE Preservation (37th Street SE to Lakeland Hills Way)

Grind and overlay the roadway and install ADA upgrades to curb ramps and pedestrian push buttons.

**Funding**

Phase	Start Date	Federal Fund Code	Federal Funds	State Fund Code	State Funds	Local Funds	Total
CN	2025	STBG(UL)	905,000		0	905,000	1,810,000
<b>Project Totals</b>			<b>905,000</b>		<b>0</b>	<b>905,000</b>	<b>1,810,000</b>

**Expenditure Schedule**

Phase	1st	2nd	3rd	4th	5th & 6th
ALL	27,000	1,810,000	0	0	0
<b>Totals</b>	<b>27,000</b>	<b>1,810,000</b>	<b>0</b>	<b>0</b>	<b>0</b>

Washington State S. T. I. P.

2024 to 2027

(Project Funds to Nearest Dollar)

MPO/RTPO: PSRC

Y Inside

N Outside

November 17, 2023

County: King

Agency: Auburn

Func Cls	Project Number	PIN	STIP ID	Imp Type	Total Project Length	Environmental Type	RW Required	Begin Termini	End Termini	Total Est. Cost of Project	STIP Amend. No.
03	0164(020)		AUB-64	03	0.560	EA	Yes	Hemlock Street SE (MP 2.54)	Redwood Court (MP 3.10)	9,700,000	

Auburn Way S (SR-164) - Hemlock to Poplar

The project will widen Auburn Way S between Hemlock St SE and Poplar St SE to accommodate two lanes in each direction, center turn lane and/or medians to provide access management where feasible, sidewalks, bus pull-outs, street lighting and storm improvements. The project will also add an eastbound turnaround and enhanced pedestrian crossing near Redwood Court. The project length is approximately 0.5 miles. The project is needed to provide additional vehicular capacity, transit, and non-motorized facilities on the corridor. The scope omits portions of the project that are being built by the Auburn School District's (ASD) Chinook Elementary replacement project. ASD's project will construct a roundabout at the school driveway on Auburn Way S instead of the traffic signal originally included in the scope of the City's project.

**Funding**

Phase	Start Date	Federal Fund Code	Federal Funds		State Fund Code	State Funds	Local Funds	Total
			Federal	State				
CN	2024	STBG(UL)	3,605,087			0	3,394,913	7,000,000
<b>Project Totals</b>			<b>3,605,087</b>			<b>0</b>	<b>3,394,913</b>	<b>7,000,000</b>

**Expenditure Schedule**

Phase	1st	2nd	3rd	4th	5th & 6th
ALL	7,000,000	0	0	0	0
<b>Totals</b>	<b>7,000,000</b>	<b>0</b>	<b>0</b>	<b>0</b>	<b>0</b>

Washington State S. T. I. P.

2024 to 2027

(Project Funds to Nearest Dollar)

MPO/RTPO: PSRC

Y Inside

N Outside

November 17, 2023

County: King

Agency: Auburn

Func Cls	Project Number	PIN	STIP ID	Imp Type	Total Project Length	Environmental Type	RW Required	Begin Termini	End Termini	Total Est. Cost of Project	STIP Amend. No.
04			AUB-67	06	1.200	CE	Yes	W Main Street	GSA Signal	3,492,208	

C Street SW Preservation

The project will grind and overlay C Street SW between W Main Street and the GSA signal (approximately 2,000 feet to the south of 15th Street SW). The project scope also includes upgrades to ADA curb ramps, pedestrian push buttons, and replacement of vehicle detection at signalized intersections.

Funding

Phase	Start Date	Federal Fund Code	Federal Funds		State Funds	Local Funds	Total
			Federal Funds	State Fund Code			
CN	2024	STBG(UL)	1,118,272		0	2,253,936	3,372,208
<b>Project Totals</b>			<b>1,118,272</b>		<b>0</b>	<b>2,253,936</b>	<b>3,372,208</b>

Expenditure Schedule

Phase	1st	2nd	3rd	4th	5th & 6th
ALL	3,372,208	0	0	0	0
<b>Totals</b>	<b>3,372,208</b>	<b>0</b>	<b>0</b>	<b>0</b>	<b>0</b>

Washington State S. T. I. P.

2024 to 2027

(Project Funds to Nearest Dollar)

MPO/RTPO: PSRC

Y Inside

N Outside

November 17, 2023

County: King

Agency: Auburn

Func Cls	Project Number	PIN	STIP ID	Imp Type	Total Project Length	Environmental Type	RW Required	Begin Termini	End Termini	Total Est. Cost of Project	STIP Amend. No.
03			AUB-74	06	1.300	CE	Yes	GSA signal	Ellingson Road	1,928,000	

C Street SW Preservation (GSA Signal to Ellingson Rd)

Grind and overlay the roadway and install ADA upgrades to curb ramps and pedestrian push buttons.

**Funding**

Phase	Start Date	Federal	Fund Code	Federal Funds		State Fund Code	State Funds	Local Funds	Total
PE	2024				0		0	198,000	198,000
CN	2026		STBG(UL)		865,000		0	865,000	1,730,000
<b>Project Totals</b>					<b>865,000</b>		<b>0</b>	<b>1,063,000</b>	<b>1,928,000</b>

**Expenditure Schedule**

Phase	1st	2nd	3rd	4th	5th & 6th
ALL	198,000	0	1,730,000	0	0
<b>Totals</b>	<b>198,000</b>	<b>0</b>	<b>1,730,000</b>	<b>0</b>	<b>0</b>

Washington State S. T. I. P.

2024 to 2027

(Project Funds to Nearest Dollar)

MPO/RTPO: PSRC

Y Inside

N Outside

November 17, 2023

County: King

Agency: Auburn

Func Cls	Project Number	PIN	STIP ID	Imp Type	Total Project Length	Environmental Type	RW Required	Begin Termini	End Termini	Total Est. Cost of Project	STIP Amend. No.
00	000S(657)		AUB-77	28	0.000	DCE	No	N/A	N/A	600,000	

Citywide Uncontrolled Crosswalk Enhancements

Install RRFBs and associated enhancements at four locations: the SE 304th Street/116th Avenue intersection, on R Street SE to the north of 37th Street SE, at the S 296th Street/57th Place S intersection, and at M Street SE/33rd Street SE.

Funding

Phase	Start Date	Federal	Fund Code	Federal Funds	State Fund Code	State Funds	Local Funds	Total
CN	2024		HSIP	520,000		0	0	520,000
<b>Project Totals</b>				<b>520,000</b>		<b>0</b>	<b>0</b>	<b>520,000</b>

Expenditure Schedule

Phase	1st	2nd	3rd	4th	5th & 6th
ALL	520,000	0	0	0	0
<b>Totals</b>	<b>520,000</b>	<b>0</b>	<b>0</b>	<b>0</b>	<b>0</b>

Washington State S. T. I. P.

2024 to 2027

(Project Funds to Nearest Dollar)

MPO/RTPO: PSRC

Y Inside

N Outside

November 17, 2023

County: King

Agency: Auburn

Func Cls	Project Number	PIN	STIP ID	Imp Type	Total Project Length	Environmental Type	RW Required	Begin Termini	End Termini	Total Est. Cost of Project	STIP Amend. No.
04	000S(654)		AUB-78	04	0.000	CE	Yes	N/A	N/A	1,667,000	

R Street SE/21st Street SE Roundabout

Construct a single lane roundabout in place of the existing east/west stop-control on 21st Street SE.

**Funding**

Phase	Start Date	Federal Fund Code	Federal Funds		State Fund Code	State Funds	Local Funds	Total
			Federal	Fund Code				
RW	2024	HSIP		115,000		0	0	115,000
CN	2025	HSIP		1,367,000		0	0	1,367,000
<b>Project Totals</b>				<b>1,482,000</b>		<b>0</b>	<b>0</b>	<b>1,482,000</b>

**Expenditure Schedule**

Phase	1st	2nd	3rd	4th	5th & 6th
ALL	115,000	1,367,000	0	0	0
<b>Totals</b>	<b>115,000</b>	<b>1,367,000</b>	<b>0</b>	<b>0</b>	<b>0</b>

		Federal Funds	State Funds	Local Funds	Total
<b>Agency Totals for Auburn</b>		<b>8,995,359</b>	<b>0</b>	<b>7,741,849</b>	<b>16,737,208</b>

Washington State S. T. I. P.

2024 to 2027

(Project Funds to Nearest Dollar)

MPO/RTPO: PSRC

Y Inside

N Outside

November 17, 2023

County: Kitsap

Agency: Bainbridge Island

Func Cls	Project Number	PIN	STIP ID	Imp Type	Total Project Length	Environmental Type	RW Required	Begin Termini	End Termini	Total Est. Cost of Project	STIP Amend. No.
04			BAIN-36	28	0.320	CE	Yes	6391 Eagle Harbor	Wyatt Way/Nicholson Place	1,325,000	

Eagle Harbor Drive Safety Improvements

Construct bicycle lanes on both sides of Eagle Harbor Drive. The project will include a fish passage improvement at Cooper Creek that will facilitate widening of the roadway to accommodate the bicycle lanes.

**Funding**

Phase	Start Date	Federal	Fund Code	Federal Funds	State Fund Code	State Funds	Local Funds	Total
CN	2024		STBG(UM)	735,000		0	405,000	1,140,000
<b>Project Totals</b>				<b>735,000</b>		<b>0</b>	<b>405,000</b>	<b>1,140,000</b>

**Expenditure Schedule**

Phase	1st	2nd	3rd	4th	5th & 6th
ALL	1,140,000	0	0	0	0
<b>Totals</b>	<b>1,140,000</b>	<b>0</b>	<b>0</b>	<b>0</b>	<b>0</b>

Washington State S. T. I. P.

2024 to 2027

(Project Funds to Nearest Dollar)

MPO/RTPO: PSRC

Y Inside

N Outside

November 17, 2023

County: Kitsap

Agency: Bainbridge Island

Func Cls	Project Number	PIN	STIP ID	Imp Type	Total Project Length	Environmental Type	RW Required	Begin Termini	End Termini	Total Est. Cost of Project	STIP Amend. No.
05			BAIN-38	20	0.000	CE	Yes	Springridge Rd NE	Pitcairn PI NE	4,373,996	

Springbrook Creek Fish Passage Restoration (Fletcher Bay Rd Culvert and Weir Removal)

Remove a corrugated metal culvert, eight concrete weirs, construct a 2-lane vehicular bridge with shoulders on either side, complete stream bank and channel geometry restoration.

**Funding**

Phase	Start Date	Federal	Fund Code	Federal Funds	State Fund Code	State Funds	Local Funds	Total
PE	2024			0		0	426,000	426,000
<b>Project Totals</b>				<b>0</b>		<b>0</b>	<b>426,000</b>	<b>426,000</b>

**Expenditure Schedule**

Phase	1st	2nd	3rd	4th	5th & 6th
ALL	426,000	0	0	0	0
<b>Totals</b>	<b>426,000</b>	<b>0</b>	<b>0</b>	<b>0</b>	<b>0</b>



Washington State S. T. I. P.

2024 to 2027

(Project Funds to Nearest Dollar)

MPO/RTPO: PSRC

Y Inside

N Outside

November 17, 2023

County: Kitsap

Agency: Bainbridge Island

Func Cls	Project Number	PIN	STIP ID	Imp Type	Total Project Length	Environmental Type	RW Required	Begin Termini	End Termini	Total Est. Cost of Project	STIP Amend. No.
04			BAIN-37	28	0.420	CE	Yes	West of Finch Road NE	Nicholson Place NW	1,148,095	

Wyatt Way Bicycle and Pedestrian Safety Improvements

Construct multi-use paths along both sides of the roadway that transition between raised and separated facilities. Also construct intersection improvements at Wyatt Way NW and Finch Road NE, including refuge island and bike crossing striping.

**Funding**

Phase	Start Date	Federal	Fund Code	Federal Funds	State Fund Code	State Funds	Local Funds	Total
RW	2024			0		0	50,000	50,000
CN	2024		STBG(UM)	777,000		0	121,095	898,095
<b>Project Totals</b>				<b>777,000</b>		<b>0</b>	<b>171,095</b>	<b>948,095</b>

**Expenditure Schedule**

Phase	1st	2nd	3rd	4th	5th & 6th
ALL	948,095	0	0	0	0
<b>Totals</b>	<b>948,095</b>	<b>0</b>	<b>0</b>	<b>0</b>	<b>0</b>

	Federal Funds	State Funds	Local Funds	Total
<b>Agency Totals for Bainbridge Island</b>	<b>1,512,000</b>	<b>0</b>	<b>1,002,095</b>	<b>2,514,095</b>

Washington State S. T. I. P.

2024 to 2027

(Project Funds to Nearest Dollar)

MPO/RTPO: PSRC

Y Inside

N Outside

November 17, 2023

County: King

Agency: Bellevue

Func Cls	Project Number	PIN	STIP ID	Imp Type	Total Project Length	Environmental Type	RW Required	Begin Termini	End Termini	Total Est. Cost of Project	STIP Amend. No.
00			BELL-70C	28	0.640	DCE	Yes	132nd Ave SE	150th Avenue SE	23,204,152	

Mountains to Sound Greenway Trail (C): 132nd Avenue SE to 150th Avenue SE

Design and construct a separated multi-use trail along the south side of I-90 starting east of the 132nd Ave SE intersection and continuing to the vicinity of 150th Ave SE overcrossing with I-90. In general, the trail will include a 12- foot-wide, hard surface facility, trailhead treatments, wayfinding, landscaped buffer in some areas, lighting and storm drainage improvements. This project will provide signal modifications to existing signals. This project will add new mid-block crossing of SE 36th Street within the 13400 block as well as west of the 146th Ave SE intersection. The project is phased as follows: Section 1: 132nd Ave SE to 136th Place SE; Section 2: 136th Place SE to 142nd Place SE; Section 3: from 142nd Place SE to the nonmotorized overcrossing of I-90 at 150th Ave SE.

**Funding**

Phase	Start Date	Federal	Fund Code	Federal Funds	State Fund Code	State Funds	Local Funds	Total
CN	2025		STBG(UL)	2,370,000	MAW	6,633,000	3,000,000	12,003,000
<b>Project Totals</b>				<b>2,370,000</b>		<b>6,633,000</b>	<b>3,000,000</b>	<b>12,003,000</b>

**Expenditure Schedule**

Phase	1st	2nd	3rd	4th	5th & 6th
ALL	0	12,003,000	0	0	0
<b>Totals</b>	<b>0</b>	<b>12,003,000</b>	<b>0</b>	<b>0</b>	<b>0</b>

Washington State S. T. I. P.

2024 to 2027

(Project Funds to Nearest Dollar)

MPO/RTPO: PSRC

Y Inside

N Outside

November 17, 2023

County: King

Agency: Bellevue

Func Cls	Project Number	PIN	STIP ID	Imp Type	Total Project Length	Environmental Type	RW Required	Begin Termini	End Termini	Total Est. Cost of Project	STIP Amend. No.
05	2039(041)		BELL-84	04	0.520	DCE	Yes	NE 16th Street	Northup Way	61,476,000	

120th Avenue NE (Stage 4) - NE 16th Street to Northup Way Multimodal Corridor Completion

This project will widen 120th Avenue NE between NE 16th Street and Northup Way to include a center left-turn lane that may be channelized and right-turn pockets as needed; a second through-lane will be added in the northbound and southbound directions between future NE 16th and 17th Streets, and in the southbound direction between future NE 17th and 18th Streets. The project will add new bicycle lanes and sidewalks or a share-use path, as well as provide illumination, traffic signal system, intelligent transportation systems, channelization, signing, irrigation, and landscaping. This project will install stormwater drainage, flow control and water quality facilities, and realign and improve an existing culvert with a new fish and wildlife passable structure. This is a multi-year project, and the programming reflects the funds in the range of the current TIP.

**Funding**

Phase	Start Date	Federal	Fund Code	Federal Funds	State Fund Code	State Funds	Local Funds	Total
CN	2026			0		0	14,793,500	14,793,500
<b>Project Totals</b>				<b>0</b>		<b>0</b>	<b>14,793,500</b>	<b>14,793,500</b>

**Expenditure Schedule**

Phase	1st	2nd	3rd	4th	5th & 6th
ALL	0	0	14,793,500	0	0
<b>Totals</b>	<b>0</b>	<b>0</b>	<b>14,793,500</b>	<b>0</b>	<b>0</b>

Washington State S. T. I. P.

2024 to 2027

(Project Funds to Nearest Dollar)

MPO/RTPO: PSRC

Y Inside

N Outside

November 17, 2023

County: King

Agency: Bellevue

Func Cls	Project Number	PIN	STIP ID	Imp Type	Total Project Length	Environmental Type	RW Required	Begin Termini	End Termini	Total Est. Cost of Project	STIP Amend. No.
04			BELL-75	03	1.100	DCE	Yes	Northup Way	NE 12th Street	89,695,241	

124th Avenue NE Improvement Project

From NE 12th St to Northup Way; widen to 5 lanes, w/ 2 travel lanes in each direction w/ turn pockets or a center turn lane, traffic signals, curb, gutter, sidewalks and bike facilities or multi-use paths on both sides, redesign and replacement of existing electric power transmission line towers. There are no bicycle facilities or multi-purpose paths between Ichigo Way and Northup Way. Segment btwn NE Spring Blvd and Ichigo Way will be designed and constructed in coordination with Sound Transit and will have a bridge structure over the East Link lightrail line project in this vicinity. The project will likely be constructed in stages: NE Spring Blvd to Ichigo Way; redesign and replacement of 2 electric power transmission line towers along the west project frontage; NE 12th St to NE Spring Blvd; and Ichigo Way to Northup Way (w/ a non-motorized facility on the west side btwn NE 16th St and Ichigo Way). This is a multi-year project; programmed amounts are funds available within 2019-2022

**Funding**

Phase	Start Date	Federal Fund Code	Federal Funds		State Fund Code	State Funds	Local Funds	Total
PE	2024	TIFIA		717,298		0	0	717,298
RW	2024	TIFIA		14,310,580		0	0	14,310,580
CN	2024	TIFIA		35,903,047	TIB	5,000,000	6,973,882	47,876,929
<b>Project Totals</b>				<b>50,930,925</b>		<b>5,000,000</b>	<b>6,973,882</b>	<b>62,904,807</b>

**Expenditure Schedule**

Phase	1st	2nd	3rd	4th	5th & 6th
ALL	62,904,807	0	0	0	0
<b>Totals</b>	<b>62,904,807</b>	<b>0</b>	<b>0</b>	<b>0</b>	<b>0</b>

Washington State S. T. I. P.

2024 to 2027

(Project Funds to Nearest Dollar)

MPO/RTPO: PSRC

Y Inside

N Outside

November 17, 2023

County: King

Agency: Bellevue

Func Cls	Project Number	PIN	STIP ID	Imp Type	Total Project Length	Environmental Type	RW Required	Begin Termini	End Termini	Total Est. Cost of Project	STIP Amend. No.
05	2041(001)		BELL-76	04	0.460	CE	Yes	BelRed Road	NE 20th Street	29,100,000	

130th Avenue NE

This project provides multi-modal improvements along 130th Avenue NE between Bel-Red Road and NE 20th Street. The improvements include curb, gutter, and sidewalk and bicycle facilities on both sides of the street, on-street parking at select locations, intersection improvements including turn lanes and accommodation for a Sound Transit East Link light rail crossing at the NE Spring Boulevard alignment.

**Funding**

Phase	Start Date	Federal	Fund Code	Federal Funds		Local Funds	Total
				State Fund Code	State Funds		
PE	2024		TIFIA		410,000	0	410,000
RW	2024		TIFIA		1,780,000	0	1,780,000
CN	2024		TIFIA		19,501,810	265,015	19,766,825
<b>Project Totals</b>					<b>21,691,810</b>	<b>0</b>	<b>21,956,825</b>

**Expenditure Schedule**

Phase	1st	2nd	3rd	4th	5th & 6th
ALL	21,956,825	0	0	0	0
<b>Totals</b>	<b>21,956,825</b>	<b>0</b>	<b>0</b>	<b>0</b>	<b>0</b>

Washington State S. T. I. P.

2024 to 2027

(Project Funds to Nearest Dollar)

MPO/RTPO: PSRC

Y Inside

N Outside

November 17, 2023

County: King

Agency: Bellevue

Func Cls	Project Number	PIN	STIP ID	Imp Type	Total Project Length	Environmental Type	RW Required	Begin Termini	End Termini	Total Est. Cost of Project	STIP Amend. No.
05	2025(045)		BELL-95	23	0.740	DCE	Yes	145th Place SE	SE 32nd Street/Coal Creek Road	17,590,000	

Bellevue College Multimodal Connection

Convert Snoqualmie River Road into a public facility with two travel lanes, one in each direction; a buffered multiuse path on the east edge of the roadway; sidewalk segments on the west edge of the roadway; connections to existing bicycle facilities on 145th Place SE and SE 32nd Street/142nd Place SE. Complete modifications to roundabout at the intersection of 142nd Place SE and SE 32nd Street.

Funding

Phase	Start Date	Federal Fund Code	Federal Funds		State Fund Code	State Funds	Local Funds	Total
			Federal	Fund Code				
RW	2025					0	130,000	130,000
<b>Project Totals</b>			<b>0</b>			<b>0</b>	<b>130,000</b>	<b>130,000</b>

Expenditure Schedule

Phase	1st	2nd	3rd	4th	5th & 6th
ALL	0	130,000	0	0	0
<b>Totals</b>	<b>0</b>	<b>130,000</b>	<b>0</b>	<b>0</b>	<b>0</b>

Washington State S. T. I. P.

2024 to 2027

(Project Funds to Nearest Dollar)

MPO/RTPO: PSRC

Y Inside

N Outside

November 17, 2023

County: King

Agency: Bellevue

Func Cls	Project Number	PIN	STIP ID	Imp Type	Total Project Length	Environmental Type	RW Required	Begin Termini	End Termini	Total Est. Cost of Project	STIP Amend. No.
03			BELL-93	06	2.190	CE	Yes	112th Avenue SE	112th Avenue NE	4,805,760	

Bellevue Way and NE 4th Street

This project will plane the top surface of the pavement and overlay with new HMA and will perform minor pavement repairs. The project will span Bellevue Way from 112th Ave SE to NE 4th St, and NE 4th St from Bellevue Way NE to 112th Ave NE. Curb ramps will be upgraded as required by the ADA along with associated traffic signal modifications (including detector loops) and the installation of new pavement markings.

Funding

Phase	Start Date	Federal Fund Code	Federal Funds		State Fund Code	State Funds	Local Funds	Total
			Federal Funds	State Funds				
CN	2024	NHPP	4,314,700	0		0	360,000	4,674,700
<b>Project Totals</b>			<b>4,314,700</b>	<b>0</b>		<b>0</b>	<b>360,000</b>	<b>4,674,700</b>

Expenditure Schedule

Phase	1st	2nd	3rd	4th	5th & 6th
ALL	4,674,700	0	0	0	0
<b>Totals</b>	<b>4,674,700</b>	<b>0</b>	<b>0</b>	<b>0</b>	<b>0</b>

Washington State S. T. I. P.

2024 to 2027

(Project Funds to Nearest Dollar)

MPO/RTPO: PSRC

Y Inside

N Outside

November 17, 2023

County: King

Agency: Bellevue

Func Cls	Project Number	PIN	STIP ID	Imp Type	Total Project Length	Environmental Type	RW Required	Begin Termini	End Termini	Total Est. Cost of Project	STIP Amend. No.
03	1113(004)		BELL-92	21	1.570	CE	No	Factoria Boulevard	SE 66th Street	1,240,000	

Coal Creek Parkway Corridor Safety Improvements

Install curve warning signs, profiled pavement markings, radar speed feedback signs, bicycle conflict zone markings, high friction surface treatment, and evaluate reduced speed limit.

**Funding**

Phase	Start Date	Federal	Fund Code	Federal Funds	State Fund Code	State Funds	Local Funds	Total
CN	2024		HSIP	1,115,000		0	0	1,115,000
<b>Project Totals</b>				<b>1,115,000</b>		<b>0</b>	<b>0</b>	<b>1,115,000</b>

**Expenditure Schedule**

Phase	1st	2nd	3rd	4th	5th & 6th
ALL	1,115,000	0	0	0	0
<b>Totals</b>	<b>1,115,000</b>	<b>0</b>	<b>0</b>	<b>0</b>	<b>0</b>



Washington State S. T. I. P.

2024 to 2027

(Project Funds to Nearest Dollar)

MPO/RTPO: PSRC

Y Inside

N Outside

November 17, 2023

County: King

Agency: Bellevue

Func Cls	Project Number	PIN	STIP ID	Imp Type	Total Project Length	Environmental Type	RW Required	Begin Termini	End Termini	Total Est. Cost of Project	STIP Amend. No.
00	0075(031)		BELL-85	28	0.160	CE	Yes	Eastrail	NE Spring Boulevard	7,212,800	

Eastrail to NE Spring Boulevard Trail Link

Construct a non-motorized trail linking the north-south EastRail with the east-west Spring Boulevard pedestrian-bicycle multipurpose pathway. This project will include a hard surfaced facility that is anticipated to include trail head treatments, wayfinding, lighting and natural storm drainage.

**Funding**

Phase	Start Date	Federal	Fund Code	Federal Funds	State Fund Code	State Funds	Local Funds	Total
CN	2026		STBG(UL)	4,900,000		0	820,000	5,720,000
<b>Project Totals</b>				<b>4,900,000</b>		<b>0</b>	<b>820,000</b>	<b>5,720,000</b>

**Expenditure Schedule**

Phase	1st	2nd	3rd	4th	5th & 6th
ALL	0	0	5,720,000	0	0
<b>Totals</b>	<b>0</b>	<b>0</b>	<b>5,720,000</b>	<b>0</b>	<b>0</b>

Washington State S. T. I. P.

2024 to 2027

(Project Funds to Nearest Dollar)

MPO/RTPO: PSRC

Y Inside

N Outside

November 17, 2023

County: King

Agency: Bellevue

Func Cls	Project Number	PIN	STIP ID	Imp Type	Total Project Length	Environmental Type	RW Required	Begin Termini	End Termini	Total Est. Cost of Project	STIP Amend. No.
04			BELL-89	28	0.250	CE	Yes	108th Ave SE	112th Ave SE	1,993,000	

Main Street Off-Street Multipurpose Pathway (108th Avenue to 112th Avenue)

Construct a 12-foot-wide concrete multi-use pedestrian and bicycle pathway on the south side of Main Street between 108th Avenue and 112th Avenue. The project will include a 4-foot-wide planter, traffic calming features including two raised crosswalks to be installed at the crossings of 110 Avenue SE and 110 Place SE, updated green pavement markings at the intersection of 108th Avenue NE, and landscaping throughout.

Funding

Phase	Start Date	Federal Fund Code	Federal Funds		State Fund Code	State Funds	Local Funds	Total
			Federal Funds	State Funds				
CN	2024	TA(UL)	1,041,000			0	162,000	1,203,000
<b>Project Totals</b>			<b>1,041,000</b>			<b>0</b>	<b>162,000</b>	<b>1,203,000</b>

Expenditure Schedule

Phase	1st	2nd	3rd	4th	5th & 6th
ALL	1,203,000	0	0	0	0
<b>Totals</b>	<b>1,203,000</b>	<b>0</b>	<b>0</b>	<b>0</b>	<b>0</b>

Washington State S. T. I. P.

2024 to 2027

(Project Funds to Nearest Dollar)

MPO/RTPO: PSRC

Y Inside

N Outside

November 17, 2023

County: King

Agency: Bellevue

Func Cls	Project Number	PIN	STIP ID	Imp Type	Total Project Length	Environmental Type	RW Required	Begin Termini	End Termini	Total Est. Cost of Project	STIP Amend. No.
03	2066(003)		BELL-91	14	0.100	CE	Yes	NE Spring Boulevard	124th Avenue NE	4,395,000	

NE 12th Street Bridge

Conduct seismic retrofit of bridges 08547200 (Bellevue2) and 0847300 (Bellevue4) on NE 12th Street.

**Funding**

Phase	Start Date	Federal Fund Code	Federal Funds		State Fund Code	State Funds	Local Funds	Total
			Federal	Fund Code				
RW	2024	BR	200,000			0	0	200,000
CN	2025	BR	3,624,000			0	0	3,624,000
<b>Project Totals</b>			<b>3,824,000</b>			<b>0</b>	<b>0</b>	<b>3,824,000</b>

**Expenditure Schedule**

Phase	1st	2nd	3rd	4th	5th & 6th
ALL	200,000	3,624,000	0	0	0
<b>Totals</b>	<b>200,000</b>	<b>3,624,000</b>	<b>0</b>	<b>0</b>	<b>0</b>

Washington State S. T. I. P.

2024 to 2027

(Project Funds to Nearest Dollar)

MPO/RTPO: PSRC

Y Inside

N Outside

November 17, 2023

County: King

Agency: Bellevue

Func Cls	Project Number	PIN	STIP ID	Imp Type	Total Project Length	Environmental Type	RW Required	Begin Termini	End Termini	Total Est. Cost of Project	STIP Amend. No.
00			BELL-88	28	0.000	CE	No	98th Avenue NE/NE 18th Street	100th Avenue NE/NE 20th Street	1,503,000	

NE 18th and NE 21st Streets Safe Routes to School Project

This project will construct marked crosswalks (includes illumination), reduced curb radii, vehicle lane width reduction, raised intersections, school speed zone signs, ADA curb ramp retrofits, sidewalk with curb and buffer separation in some locations and sidewalk with curb in others.

Funding

Phase	Start Date	Federal Fund Code	Federal Funds		State Fund Code	State Funds	Local Funds	Total
			Federal	Funds				
CN	2024	SRTS		790,000		0	510,000	1,300,000
<b>Project Totals</b>				<b>790,000</b>		<b>0</b>	<b>510,000</b>	<b>1,300,000</b>

Expenditure Schedule

Phase	1st	2nd	3rd	4th	5th & 6th
ALL	1,300,000	0	0	0	0
<b>Totals</b>	<b>1,300,000</b>	<b>0</b>	<b>0</b>	<b>0</b>	<b>0</b>

Washington State S. T. I. P.

2024 to 2027

(Project Funds to Nearest Dollar)

MPO/RTPO: PSRC

Y Inside

N Outside

November 17, 2023

County: King

Agency: Bellevue

Func Cls	Project Number	PIN	STIP ID	Imp Type	Total Project Length	Environmental Type	RW Required	Begin Termini	End Termini	Total Est. Cost of Project	STIP Amend. No.
03			BELL-94	06	0.870	CE	Yes	100th Avenue NE	I-405, west edge of bridge dec	3,106,675	

NE 8th Street

This project will plane the top surface of the pavement, overlay with new HMA, and perform minor pavement repairs. Curb ramps will be upgraded as required by the ADA along with associated traffic signal modifications (including detector loops) and the installation of new pavement markings.

Funding

Phase	Start Date	Federal Fund Code	Federal Funds		State Fund Code	State Funds	Local Funds	Total
			Federal	Fund Code				
CN	2024	NHPP	2,752,025			0	240,000	2,992,025
<b>Project Totals</b>			<b>2,752,025</b>			<b>0</b>	<b>240,000</b>	<b>2,992,025</b>

Expenditure Schedule

Phase	1st	2nd	3rd	4th	5th & 6th
ALL	2,992,025	0	0	0	0
<b>Totals</b>	<b>2,992,025</b>	<b>0</b>	<b>0</b>	<b>0</b>	<b>0</b>

Washington State S. T. I. P.

2024 to 2027

(Project Funds to Nearest Dollar)

MPO/RTPO: PSRC

Y Inside

N Outside

November 17, 2023

County: King

Agency: Bellevue

Func Cls	Project Number	PIN	STIP ID	Imp Type	Total Project Length	Environmental Type	RW Required	Begin Termini	End Termini	Total Est. Cost of Project	STIP Amend. No.
05			BELL-77	01	0.120	CE	Yes	130th Avenue NE	132nd Avenue NE	21,786,000	

NE Spring Boulevard - 130th Ave to 132nd Ave NE

The project will provide for a new arterial roadway connection between 130th Avenue NE and 132nd Avenue NE. The project will be developed in a coordinated approach with Sound Transit who will be implementing the East Link Light Rail Transit(LRT) project including a station to be located between the eastbound and westbound lanes in this new segment of NE Spring Blvd. and an associated park and ride facility to the north of NE Spring Blvd. The project will include intersection designs at 130th and 132nd Avenues that will integrate traffic, pedestrian, and bicycle movements with the LRT crossings. The roadway cross-section outside of the LRT alignment will include a single travel lane in each direction, buffered bike lanes, curb, gutter, sidewalk, illumination, landscaping, irrigation, storm drainage, water quality treatment, and other underground utilities. Construction may be in two stages: Stage 1 north of the East Link tracks and Stage 2 south of tracks.

**Funding**

Phase	Start Date	Federal Fund Code	Federal Funds		State Fund Code	State Funds	Local Funds	Total
			Federal	Fund Code				
RW	2024	TIFIA	597,334			0	116,537	713,871
CN	2024	TIFIA	7,470,000			0	2,606,000	10,076,000
<b>Project Totals</b>			<b>8,067,334</b>			<b>0</b>	<b>2,722,537</b>	<b>10,789,871</b>

**Expenditure Schedule**

Phase	1st	2nd	3rd	4th	5th & 6th
ALL	10,789,871	0	0	0	0
<b>Totals</b>	<b>10,789,871</b>	<b>0</b>	<b>0</b>	<b>0</b>	<b>0</b>

Washington State S. T. I. P.

2024 to 2027

(Project Funds to Nearest Dollar)

MPO/RTPO: PSRC

Y Inside

N Outside

November 17, 2023

County: King

Agency: Bellevue

Func Cls	Project Number	PIN	STIP ID	Imp Type	Total Project Length	Environmental Type	RW Required	Begin Termini	End Termini	Total Est. Cost of Project	STIP Amend. No.
03			BELL-90	06	0.000	CE	Yes	Various	Various	3,552,000	

South Downtown Bellevue Arterial Overlay

Roadway pavement repairs including resurfacing with asphalt and concrete overlay in select locations, ADA curb ramp retrofits, replacement and enhancement of bicycle lanes in select locations, traffic signal modifications, and sidewalk repairs as required.

**Funding**

Phase	Start Date	Federal	Fund Code	Federal Funds	State Fund Code	State Funds	Local Funds	Total
RW	2024			0		0	10,000	10,000
CN	2025		STBG(UL)	1,450,000		0	1,770,000	3,220,000
<b>Project Totals</b>				<b>1,450,000</b>		<b>0</b>	<b>1,780,000</b>	<b>3,230,000</b>

**Expenditure Schedule**

Phase	1st	2nd	3rd	4th	5th & 6th
ALL	10,000	3,220,000	0	0	0
<b>Totals</b>	<b>10,000</b>	<b>3,220,000</b>	<b>0</b>	<b>0</b>	<b>0</b>

	Federal Funds	State Funds	Local Funds	Total
<b>Agency Totals for Bellevue</b>	<b>103,246,794</b>	<b>11,633,000</b>	<b>31,756,934</b>	<b>146,636,728</b>

Washington State S. T. I. P.

2024 to 2027

(Project Funds to Nearest Dollar)

MPO/RTPO: PSRC

Y Inside

N Outside

November 17, 2023

County: King

Agency: Bothell

Func Cls	Project Number	PIN	STIP ID	Imp Type	Total Project Length	Environmental Type	RW Required	Begin Termini	End Termini	Total Est. Cost of Project	STIP Amend. No.
00			BOTH-68	28	0.150	CE	No	NE 185th St	North of 102nd Ave NE Bridge	2,696,000	

102nd Ave NE Downtown Access Improvements Project

Install sidewalks, ADA compliant ramps and driveways, curb bulb outs, landscape trees, pedestrian lighting, remove pedestrian obstructions, and relocate utilities.

Funding

Phase	Start Date	Federal	Fund Code	Federal Funds		Local Funds	Total
				State Fund Code	State Funds		
CN	2024		TA(UL)		900,000	0	2,163,000
<b>Project Totals</b>					<b>900,000</b>	<b>0</b>	<b>2,163,000</b>

Expenditure Schedule

Phase	1st	2nd	3rd	4th	5th & 6th
ALL	2,163,000	0	0	0	0
<b>Totals</b>	<b>2,163,000</b>	<b>0</b>	<b>0</b>	<b>0</b>	<b>0</b>



Washington State S. T. I. P.

2024 to 2027

(Project Funds to Nearest Dollar)

MPO/RTPO: PSRC

Y Inside

N Outside

November 17, 2023

County: King

Agency: Bothell

Func Cls	Project Number	PIN	STIP ID	Imp Type	Total Project Length	Environmental Type	RW Required	Begin Termini	End Termini	Total Est. Cost of Project	STIP Amend. No.
04	2570(012)		BOTH-57	03	0.350	CE	Yes	35th Ave SE	39th Ave SE	14,680,863	

228th Street SE from 35th Ave SE to 39th Ave SE Widening Project

Widen 228th St from three to four lanes. The project will include intersection improvements, curbs, gutters, sidewalks, bike/pedestrian facilities, lighting, signals and signal interconnect.

Funding

Phase	Start Date	Federal	Fund Code	Federal Funds	State Fund Code	State Funds	Local Funds	Total
RW	2025		STBG(UL)	1,000,000		0	409,000	1,409,000
<b>Project Totals</b>				<b>1,000,000</b>		<b>0</b>	<b>409,000</b>	<b>1,409,000</b>

Expenditure Schedule

Phase	1st	2nd	3rd	4th	5th & 6th
ALL	0	1,409,000	0	0	0
<b>Totals</b>	<b>0</b>	<b>1,409,000</b>	<b>0</b>	<b>0</b>	<b>0</b>

Washington State S. T. I. P.

2024 to 2027

(Project Funds to Nearest Dollar)

MPO/RTPO: PSRC

Y Inside

N Outside

November 17, 2023

County: King

Agency: Bothell

Func Cls	Project Number	PIN	STIP ID	Imp Type	Total Project Length	Environmental Type	RW Required	Begin Termini	End Termini	Total Est. Cost of Project	STIP Amend. No.
05			BOTH-66	05	0.600	CE	No	Meridian Ave S	Bothell-Everett Highway	1,811,262	

240th St SE Overlay (Meridian Ave S to Bothell-Everett Highway)

This Project will overlay 240th Street SE from Meridian Ave S to Bothell-Everett Highway. The Project consists of grinding, spot repairs, curb ramp and ADA upgrades, pavement overlay of an existing roadway and striping work.

**Funding**

Phase	Start Date	Federal	Fund Code	Federal Funds	State Fund Code	State Funds	Local Funds	Total
PE	2024			0		0	228,529	228,529
CN	2025		STBG(UL)	700,000		0	882,733	1,582,733
<b>Project Totals</b>				<b>700,000</b>		<b>0</b>	<b>1,111,262</b>	<b>1,811,262</b>

**Expenditure Schedule**

Phase	1st	2nd	3rd	4th	5th & 6th
ALL	228,529	1,582,733	0	0	0
<b>Totals</b>	<b>228,529</b>	<b>1,582,733</b>	<b>0</b>	<b>0</b>	<b>0</b>

Washington State S. T. I. P.

2024 to 2027

(Project Funds to Nearest Dollar)

MPO/RTPO: PSRC

Y Inside

N Outside

November 17, 2023

County: King

Agency: Bothell

Func Cls	Project Number	PIN	STIP ID	Imp Type	Total Project Length	Environmental Type	RW Required	Begin Termini	End Termini	Total Est. Cost of Project	STIP Amend. No.
03	9999(845)		BOTH-53	03	1.350	DCE	Yes	Reder Way	240th Street SE	68,940,700	

Bothell Way NE Multimodal Improvements

This project will widen Bothell Way NE/Bothell-Everett Hwy from Reder Way to 240th Street SE from 2 lanes to a 4 to 5 lanes section including; intersection improvements, bicycle lanes, sidewalks, storm drainage, street lighting, retaining walls, landscaping, and wetland mitigation. This project is being split into project phases due to its size and cost. Phase 1 limits are from Reder Way to NE 191st St in King County; Phase 2 limits are from 240th Street SE to County Line in Snohomish County; and Phase 3 limits are County Line to NE 191st Street in King County. This is a multi-year project, and the programming reflects the funds within the span of the regional TIP.

**Funding**

Phase	Start Date	Federal Fund Code	Federal Funds		State Fund Code	State Funds	Local Funds	Total
			Federal	Fund Code				
RW	2024	STBG(UL)	6,550,000		MAW	887,800	2,100,000	9,537,800
RW	2025	STBG(UL)	3,960,000			0	1,407,000	5,367,000
CN	2026	RAISE	19,000,000		MAW	5,007,650	0	24,007,650
CN	2026	STBG(UL)	8,077,500			0	8,700,500	16,778,000
<b>Project Totals</b>			<b>37,587,500</b>			<b>5,895,450</b>	<b>12,207,500</b>	<b>55,690,450</b>

**Expenditure Schedule**

Phase	1st	2nd	3rd	4th	5th & 6th
ALL	9,537,800	5,367,000	40,785,650	0	0
<b>Totals</b>	<b>9,537,800</b>	<b>5,367,000</b>	<b>40,785,650</b>	<b>0</b>	<b>0</b>

Washington State S. T. I. P.

2024 to 2027

(Project Funds to Nearest Dollar)

MPO/RTPO: PSRC

Y Inside

N Outside

November 17, 2023

County: King

Agency: Bothell

Func Cls	Project Number	PIN	STIP ID	Imp Type	Total Project Length	Environmental Type	RW Required	Begin Termini	End Termini	Total Est. Cost of Project	STIP Amend. No.
05			BOTH-67	28	0.000	CE	No	N/A	N/A	340,000	

Citywide Pedestrian Safety Improvements

Install rectangular rapid flashing beacons, high visibility crosswalk markings, signing, pavement markings, and curb ramps as needed at the following intersections: 9th Ave SE and 226th St SE, 104th Ave NE and NE 200th St, 19th Ave SE and 242nd St SE, and 112th Ave NE and the entrance to the business center.

**Funding**

Phase	Start Date	Federal Fund Code	Federal Funds		State Fund Code	State Funds	Local Funds	Total
			Federal	Funds				
PE	2024	HSIP		40,000		0	0	40,000
CN	2024	HSIP		300,000		0	0	300,000
<b>Project Totals</b>				<b>340,000</b>		<b>0</b>	<b>0</b>	<b>340,000</b>

**Expenditure Schedule**

Phase	1st	2nd	3rd	4th	5th & 6th
ALL	340,000	0	0	0	0
<b>Totals</b>	<b>340,000</b>	<b>0</b>	<b>0</b>	<b>0</b>	<b>0</b>

Washington State S. T. I. P.

2024 to 2027

(Project Funds to Nearest Dollar)

MPO/RTPO: PSRC

Y Inside

N Outside

November 17, 2023

County: King

Agency: Bothell

Func Cls	Project Number	PIN	STIP ID	Imp Type	Total Project Length	Environmental Type	RW Required	Begin Termini	End Termini	Total Est. Cost of Project	STIP Amend. No.
04	000S(583)		BOTH-63	04	0.000	CE	Yes	Meridian Ave S	240 St SE	1,767,000	

Meridian Ave S and 240 St SE roundabout

Construction of a roundabout at the intersection of Meridian Ave S and 240th St SE. Project work also include ADA ramps, utility relocation work, pavement marking and other related work as needed.

Funding

Phase	Start Date	Federal	Fund Code	Federal Funds	State Fund Code	State Funds	Local Funds	Total
CN	2024		HSIP	1,321,500		0	135,500	1,457,000
<b>Project Totals</b>				<b>1,321,500</b>		<b>0</b>	<b>135,500</b>	<b>1,457,000</b>

Expenditure Schedule

Phase	1st	2nd	3rd	4th	5th & 6th
ALL	1,457,000	0	0	0	0
<b>Totals</b>	<b>1,457,000</b>	<b>0</b>	<b>0</b>	<b>0</b>	<b>0</b>

Washington State S. T. I. P.

2024 to 2027

(Project Funds to Nearest Dollar)

MPO/RTPO: PSRC

Y Inside

N Outside

November 17, 2023

County: King

Agency: Bothell

Func Cls	Project Number	PIN	STIP ID	Imp Type	Total Project Length	Environmental Type	RW Required	Begin Termini	End Termini	Total Est. Cost of Project	STIP Amend. No.
04			BOTH-59	05	0.520	CE	No	115th Ave NE	121 Ave NE	1,250,000	

NE 160th St. Overlay

This project includes overlay the existing roadway of NE 160th Street from 115th Ave NE to 121st Avenue NE, excluding the bridge deck over I-405.

Funding

Phase	Start Date	Federal	Fund Code	Federal Funds	State Fund Code	State Funds	Local Funds	Total
CN	2024		STBG(UL)	625,000		0	520,000	1,145,000
<b>Project Totals</b>				<b>625,000</b>		<b>0</b>	<b>520,000</b>	<b>1,145,000</b>

Expenditure Schedule

Phase	1st	2nd	3rd	4th	5th & 6th
ALL	1,145,000	0	0	0	0
<b>Totals</b>	<b>1,145,000</b>	<b>0</b>	<b>0</b>	<b>0</b>	<b>0</b>

Washington State S. T. I. P.

2024 to 2027

(Project Funds to Nearest Dollar)

MPO/RTPO: PSRC

Y Inside

N Outside

November 17, 2023

County: King

Agency: Bothell

Func Cls	Project Number	PIN	STIP ID	Imp Type	Total Project Length	Environmental Type	RW Required	Begin Termini	End Termini	Total Est. Cost of Project	STIP Amend. No.
04			BOTH-61	06	0.500	DCE	No	112th AVE NE	North Creek Parkway	1,940,000	

NE 195th ST Overlay

This project will overlay NE 195 ST/Beardslee Blvd From 112th Ave NE to North Creek Pkwy, including the legs off the North Creek Pkwy intersection. Included are general purpose lanes, bicycle lanes, turn lanes, and ADA required modifications to sidewalk ramps.

**Funding**

Phase	Start Date	Federal	Fund Code	Federal Funds	State Fund Code	State Funds	Local Funds	Total
CN	2024		STBG(UL)	970,000		0	750,000	1,720,000
<b>Project Totals</b>				<b>970,000</b>		<b>0</b>	<b>750,000</b>	<b>1,720,000</b>

**Expenditure Schedule**

Phase	1st	2nd	3rd	4th	5th & 6th
ALL	1,720,000	0	0	0	0
<b>Totals</b>	<b>1,720,000</b>	<b>0</b>	<b>0</b>	<b>0</b>	<b>0</b>

	Federal Funds	State Funds	Local Funds	Total
<b>Agency Totals for Bothell</b>	<b>43,444,000</b>	<b>5,895,450</b>	<b>16,396,262</b>	<b>65,735,712</b>

Washington State S. T. I. P.

2024 to 2027

(Project Funds to Nearest Dollar)

MPO/RTPO: PSRC

Y Inside

N Outside

November 17, 2023

County: Kitsap

Agency: Bremerton

Func Cls	Project Number	PIN	STIP ID	Imp Type	Total Project Length	Environmental Type	RW Required	Begin Termini	End Termini	Total Est. Cost of Project	STIP Amend. No.
04	6566(014)		BRE-26	06	0.600	DCE	No	Naval Avenue	Warren Avenue	2,170,816	

6th Street Preservation Phase 3, Naval Ave to Warren Ave

Grind and overlay of HMA pavement, including upgrading ADA curb ramps and replacement of signal at Veneta.

Funding

Phase	Start Date	Federal Fund Code	Federal Funds		State Fund Code	State Funds	Local Funds	Total
			Federal	Fund Code				
CN	2024	STBG(UM)		1,572,838		0	312,978	1,885,816
<b>Project Totals</b>				<b>1,572,838</b>		<b>0</b>	<b>312,978</b>	<b>1,885,816</b>

Expenditure Schedule

Phase	1st	2nd	3rd	4th	5th & 6th
ALL	1,885,816	0	0	0	0
<b>Totals</b>	<b>1,885,816</b>	<b>0</b>	<b>0</b>	<b>0</b>	<b>0</b>



Washington State S. T. I. P.

2024 to 2027

(Project Funds to Nearest Dollar)

MPO/RTPO: PSRC

Y Inside

N Outside

November 17, 2023

County: Kitsap

Agency: Bremerton

Func Cls	Project Number	PIN	STIP ID	Imp Type	Total Project Length	Environmental Type	RW Required	Begin Termini	End Termini	Total Est. Cost of Project	STIP Amend. No.
04			BRE-29	28	0.760	CE	Yes	1st Street/Naval Base Kitsap	15th Street	10,190,600	

Naval Avenue: 1st Street to 15th Street Pedestrian & Bicycle Enhancement

The project will reconfigure the existing roadway cross section, repurpose the outside lanes to provide bike lanes and wider sidewalks, and remove barriers to walking and cycling for all users throughout the corridor. Work includes installation of bike lanes, bike boxes and bike detection, curb bulbs, and pedestrian/bicycle wayfinding signage. The project will include storm drainage improvements, signal improvements to accommodate non-motorized phases, and pavement resurfacing and striping to support these improvements. The current scope includes Phase 1 of ROW from 1st St to 11th St. Phase 2 of ROW from 11th St to 15th St. TA funds will be applied to acquire right-of-way needed to accommodate the new bike lanes and wider sidewalks; all other project components will be funded by local/other sources.

**Funding**

Phase	Start Date	Federal Fund Code	Federal Funds	State Fund Code	State Funds	Local Funds	Total
RW	2024	TA(UM)	2,499,600		0	390,400	2,890,000
<b>Project Totals</b>			<b>2,499,600</b>		<b>0</b>	<b>390,400</b>	<b>2,890,000</b>

**Expenditure Schedule**

Phase	1st	2nd	3rd	4th	5th & 6th
ALL	2,890,000	0	0	0	0
<b>Totals</b>	<b>2,890,000</b>	<b>0</b>	<b>0</b>	<b>0</b>	<b>0</b>

Washington State S. T. I. P.

2024 to 2027

(Project Funds to Nearest Dollar)

MPO/RTPO: PSRC

Y Inside

N Outside

November 17, 2023

County: Kitsap

Agency: Bremerton

Func Cls	Project Number	PIN	STIP ID	Imp Type	Total Project Length	Environmental Type	RW Required	Begin Termini	End Termini	Total Est. Cost of Project	STIP Amend. No.
04	000S(629)		BRE-28	21	0.000	CE	Yes	N/A	N/A	872,500	

Systemic Pedestrian Treatments - Rectangular Rapid Flashing Beacons

Install rectangular rapid flashing beacons, signage, curb ramps, and other improvements at 8 locations citywide.

**Funding**

Phase	Start Date	Federal Fund Code	Federal Funds	State Fund Code	State Funds	Local Funds	Total
CN	2024	HSIP	704,500		0	0	704,500
<b>Project Totals</b>			<b>704,500</b>		<b>0</b>	<b>0</b>	<b>704,500</b>

**Expenditure Schedule**

Phase	1st	2nd	3rd	4th	5th & 6th
ALL	704,500	0	0	0	0
<b>Totals</b>	<b>704,500</b>	<b>0</b>	<b>0</b>	<b>0</b>	<b>0</b>

	Federal Funds	State Funds	Local Funds	Total
<b>Agency Totals for Bremerton</b>	<b>4,776,938</b>	<b>0</b>	<b>703,378</b>	<b>5,480,316</b>

Washington State S. T. I. P.

2024 to 2027

(Project Funds to Nearest Dollar)

MPO/RTPO: PSRC

Y Inside

N Outside

November 17, 2023

County: King

Agency: Burien

Func Cls	Project Number	PIN	STIP ID	Imp Type	Total Project Length	Environmental Type	RW Required	Begin Termini	End Termini	Total Est. Cost of Project	STIP Amend. No.
05			BUR-14	28	0.250	DCE	Yes	SW 156th St	SW 160th St	3,596,885	

4th Ave SW Multimodal Improvements Project

Construct new multimodal transportation facilities, including roadway widening for curb, gutter, and sidewalk on the east side of the roadway; bicycle lanes in each direction; lighting on the east side of the roadway; ADA ramp upgrades at all intersections; retaining walls; storm drainage facilities; paving; installation of a new RRFB; and traffic signal modifications.

**Funding**

Phase	Start Date	Federal Fund Code	Federal Funds	State Fund Code	State Funds	Local Funds	Total
CN	2025	STBG(UL)	2,370,000		0	369,885	2,739,885
<b>Project Totals</b>			<b>2,370,000</b>		<b>0</b>	<b>369,885</b>	<b>2,739,885</b>

**Expenditure Schedule**

Phase	1st	2nd	3rd	4th	5th & 6th
ALL	0	2,739,885	0	0	0
<b>Totals</b>	<b>0</b>	<b>2,739,885</b>	<b>0</b>	<b>0</b>	<b>0</b>

	Federal Funds	State Funds	Local Funds	Total
<b>Agency Totals for Burien</b>	<b>2,370,000</b>	<b>0</b>	<b>369,885</b>	<b>2,739,885</b>

Washington State S. T. I. P.

2024 to 2027

(Project Funds to Nearest Dollar)

MPO/RTPO: PSRC

Y Inside

N Outside

November 17, 2023

County: King

Agency: Carnation

Func Cls	Project Number	PIN	STIP ID	Imp Type	Total Project Length	Environmental Type	RW Required	Begin Termini	End Termini	Total Est. Cost of Project	STIP Amend. No.
00	0155(025)		CAR-9	28	0.170	CE	No	329th Ave NE	332nd Ave NE	489,320	

E Entwistle/NE 45th Sidewalk

This project will install approximately 880 LF of 6'-wide sidewalk, curb, gutter and stormwater collection and infiltration facilities on the south side of E Entwistle/NE 45th St between the Swiftwater and Brooktree neighborhoods, including installation of ADA-compliant curb ramps and intermittent street trees between the curb and sidewalk. Low Impact Development (LID) features will be incorporated where technically feasible to reduce runoff and provide water quality treatment.

**Funding**

Phase	Start Date	Federal Fund Code	Federal Funds	State Fund Code	State Funds	Local Funds	Total
CN	2024	STBG(UL)	358,145		0	55,895	414,040
<b>Project Totals</b>			<b>358,145</b>		<b>0</b>	<b>55,895</b>	<b>414,040</b>

**Expenditure Schedule**

Phase	1st	2nd	3rd	4th	5th & 6th
ALL	414,040	0	0	0	0
<b>Totals</b>	<b>414,040</b>	<b>0</b>	<b>0</b>	<b>0</b>	<b>0</b>

	Federal Funds	State Funds	Local Funds	Total
<b>Agency Totals for Carnation</b>	<b>358,145</b>	<b>0</b>	<b>55,895</b>	<b>414,040</b>

Washington State S. T. I. P.

2024 to 2027

(Project Funds to Nearest Dollar)

MPO/RTPO: PSRC

Y Inside

N Outside

November 17, 2023

County: Snohomish

Agency: Community Transit

Func Cls	Project Number	PIN	STIP ID	Imp Type	Total Project Length	Environmental Type	RW Required	Begin Termini	End Termini	Total Est. Cost of Project	STIP Amend. No.
00			CT-77	23	0.000	DCE	No	N/A	N/A	41,940,371	

Facilities Rehabilitation, Renovation and Maintenance

Rehabilitation, renovation and maintenance of transit facilities including base buildings, park & rides, transit stations and bus stops. This project will ensure that Community Transit is able to maintain system reliability, operational flexibility and a state of good repair as well as the capacity for growth. This project will benefit and support the entire PTBA including service on HOV lanes. Current projects funded include Facility Master Plan projects at Merrill Creek and Cascade base buildings in Everett.

**Funding**

Phase	Start Date	Federal Fund Code	Federal Funds		State Fund Code	State Funds	Local Funds	Total
			Federal	Fund Code				
CN	2024	5307		704,416		0	31,040,207	31,744,623
CN	2024	5337		3,912,082		0	0	3,912,082
CN	2024	5339		869,171		0	0	869,171
CN	2025	5307		44,546		0	0	44,546
CN	2025	5337		1,710,800		0	0	1,710,800
CN	2025	5339		88,149		0	0	88,149
<b>Project Totals</b>				<b>7,329,164</b>		<b>0</b>	<b>31,040,207</b>	<b>38,369,371</b>

**Expenditure Schedule**

Phase	1st	2nd	3rd	4th	5th & 6th
ALL	36,525,876	1,843,495	0	0	0
<b>Totals</b>	<b>36,525,876</b>	<b>1,843,495</b>	<b>0</b>	<b>0</b>	<b>0</b>

Washington State S. T. I. P.

2024 to 2027

(Project Funds to Nearest Dollar)

MPO/RTPO: PSRC

Y Inside

N Outside

November 17, 2023

County: Snohomish

Agency: Community Transit

Func Cls	Project Number	PIN	STIP ID	Imp Type	Total Project Length	Environmental Type	RW Required	Begin Termini	End Termini	Total Est. Cost of Project	STIP Amend. No.
00			CT-61	23	0.000	CE	No	N/A	N/A	8,935,002	

Marysville UZA Transit Operations

This is a TIP bucket project which contains Community Transit's FTA funds for transit bus service benefiting the Marysville UZA. The amount of federal funding available will provide approximately 43,240 hours of Fixed Route bus service during calendar years 2019 to 2024.

**Funding**

Phase	Start Date	Federal	Fund Code	Federal Funds	State Fund Code	State Funds	Local Funds	Total
CN	2024		5307	945,839		0	2,245,839	3,191,678
<b>Project Totals</b>				<b>945,839</b>		<b>0</b>	<b>2,245,839</b>	<b>3,191,678</b>

**Expenditure Schedule**

Phase	1st	2nd	3rd	4th	5th & 6th
ALL	3,191,678	0	0	0	0
<b>Totals</b>	<b>3,191,678</b>	<b>0</b>	<b>0</b>	<b>0</b>	<b>0</b>

Washington State S. T. I. P.

2024 to 2027

(Project Funds to Nearest Dollar)

MPO/RTPO: PSRC

Y Inside

N Outside

November 17, 2023

County: Snohomish

Agency: Community Transit

Func Cls	Project Number	PIN	STIP ID	Imp Type	Total Project Length	Environmental Type	RW Required	Begin Termini	End Termini	Total Est. Cost of Project	STIP Amend. No.
00			CT-68	23	0.000	CE	No	N/A	N/A	4,279,200	

Marysville UZA Transit Operations 2021-2022

This is a TIP bucket project which contains Community Transit's FTA funds for public transit bus service benefiting the Marysville UZA. The amount of federal funding available will provide approximately 20,209 hours of Fixed Route service.

**Funding**

Phase	Start Date	Federal	Fund Code	Federal Funds	State Fund Code	State Funds	Local Funds	Total
CN	2024		5307	2,139,600		0	2,139,600	4,279,200
<b>Project Totals</b>				<b>2,139,600</b>		<b>0</b>	<b>2,139,600</b>	<b>4,279,200</b>

**Expenditure Schedule**

Phase	1st	2nd	3rd	4th	5th & 6th
ALL	4,279,200	0	0	0	0
<b>Totals</b>	<b>4,279,200</b>	<b>0</b>	<b>0</b>	<b>0</b>	<b>0</b>

Washington State S. T. I. P.

2024 to 2027

(Project Funds to Nearest Dollar)

MPO/RTPO: PSRC

Y Inside

N Outside

November 17, 2023

County: Snohomish

Agency: Community Transit

Func Cls	Project Number	PIN	STIP ID	Imp Type	Total Project Length	Environmental Type	RW Required	Begin Termini	End Termini	Total Est. Cost of Project	STIP Amend. No.
00			CT-70	23	0.000	CE	No	N/A	N/A	8,148,312	

Marysville UZA Transit Operations 2023-2024

This is a TIP bucket project which contains Community Transit's 2023 & 2024 FTA funds for transit bus service benefiting the Marysville UZA. The amount of federal funding available will provide approximately 41,000 hours of Fixed Route bus service.

**Funding**

Phase	Start Date	Federal Fund Code	Federal Funds	State Fund Code	State Funds	Local Funds	Total
CN	2024	5307	4,074,156		0	4,074,156	8,148,312
<b>Project Totals</b>			<b>4,074,156</b>		<b>0</b>	<b>4,074,156</b>	<b>8,148,312</b>

**Expenditure Schedule**

Phase	1st	2nd	3rd	4th	5th & 6th
ALL	8,148,312	0	0	0	0
<b>Totals</b>	<b>8,148,312</b>	<b>0</b>	<b>0</b>	<b>0</b>	<b>0</b>



Washington State S. T. I. P.

2024 to 2027

(Project Funds to Nearest Dollar)

MPO/RTPO: PSRC

Y Inside

N Outside

November 17, 2023

County: Snohomish

Agency: Community Transit

Func Cls	Project Number	PIN	STIP ID	Imp Type	Total Project Length	Environmental Type	RW Required	Begin Termini	End Termini	Total Est. Cost of Project	STIP Amend. No.
00			CT-62	23	0.000	CE	No	N/A	N/A	2,309,898	

Preventive Maintenance

This is a TIP bucket project with contains Community Transit's FTA funded Preventive Maintenance operating grants. Preventive Maintenance covers a range of possible work types to preserve and maintain vehicle and non vehicle assets including routing servicing, repairs, inspection and administration. The cumulative number of preventive maintenance hours provided by this project is 15,400.

**Funding**

Phase	Start Date	Federal Fund Code	Federal Funds		State Fund Code	State Funds	Local Funds	Total
			Federal Funds	State Funds				
CN	2024	5307	1,200,000			0	300,000	1,500,000
<b>Project Totals</b>			<b>1,200,000</b>			<b>0</b>	<b>300,000</b>	<b>1,500,000</b>

**Expenditure Schedule**

Phase	1st	2nd	3rd	4th	5th & 6th
ALL	1,500,000	0	0	0	0
<b>Totals</b>	<b>1,500,000</b>	<b>0</b>	<b>0</b>	<b>0</b>	<b>0</b>

Washington State S. T. I. P.

2024 to 2027

(Project Funds to Nearest Dollar)

MPO/RTPO: PSRC

Y Inside

N Outside

November 17, 2023

County: Snohomish

Agency: Community Transit

Func Cls	Project Number	PIN	STIP ID	Imp Type	Total Project Length	Environmental Type	RW Required	Begin Termini	End Termini	Total Est. Cost of Project	STIP Amend. No.
00			CT-76	23	0.000	CE	No	N/A	N/A	985,959	

Preventive Maintenance 2023-2024

This is a TIP bucket project with contains Community Transit's 2023 & 2024 FTA funds for Preventive Maintenance operating grants. Preventive Maintenance covers a range of possible work types to preserve and maintain vehicle and non vehicle assets including servicing, repairs, inspection and administration. The cumulative number of hours of preventivemaintenance provided by this project is estimated to be 6,573.

Funding

Phase	Start Date	Federal Fund Code	Federal Funds		State Fund Code	State Funds	Local Funds	Total
			Federal Funds	State Funds				
CN	2026	5307	788,767			0	197,192	985,959
<b>Project Totals</b>			<b>788,767</b>			<b>0</b>	<b>197,192</b>	<b>985,959</b>

Expenditure Schedule

Phase	1st	2nd	3rd	4th	5th & 6th
ALL	0	0	985,959	0	0
<b>Totals</b>	<b>0</b>	<b>0</b>	<b>985,959</b>	<b>0</b>	<b>0</b>

Washington State S. T. I. P.

2024 to 2027

(Project Funds to Nearest Dollar)

MPO/RTPO: PSRC

Y Inside

N Outside

November 17, 2023

County: Snohomish

Agency: Community Transit

Func Cls	Project Number	PIN	STIP ID	Imp Type	Total Project Length	Environmental Type	RW Required	Begin Termini	End Termini	Total Est. Cost of Project	STIP Amend. No.
00			CT-73	23	0.000	CE	No	N/A	N/A	5,278,821	

RideStore Rehab at Lynnwood Transit Center

Rehab Remodel the existing Ride Store at the Lynnwood Transit Center to accommodate and support increased customer traffic expected in 2024 from Link Light Rail and Swift BRT Orange Line. Construction will modernize the facility and includes new ADA accessible pathways and sales counters; expanded customer service space; expanded lost and found storage; improved HVAC system and upgrades for Next Generation ORCA.

Funding

Phase	Start Date	Federal Fund Code	Federal Funds	State Fund Code	State Funds	Local Funds	Total
CN	2024		0		0	4,813,821	4,813,821
<b>Project Totals</b>			<b>0</b>		<b>0</b>	<b>4,813,821</b>	<b>4,813,821</b>

Expenditure Schedule

Phase	1st	2nd	3rd	4th	5th & 6th
ALL	4,813,821	0	0	0	0
<b>Totals</b>	<b>4,813,821</b>	<b>0</b>	<b>0</b>	<b>0</b>	<b>0</b>

Washington State S. T. I. P.

2024 to 2027

(Project Funds to Nearest Dollar)

MPO/RTPO: PSRC

Y Inside

N Outside

November 17, 2023

County: Snohomish

Agency: Community Transit

Func Cls	Project Number	PIN	STIP ID	Imp Type	Total Project Length	Environmental Type	RW Required	Begin Termini	End Termini	Total Est. Cost of Project	STIP Amend. No.
00			CT-74	23	0.000	DCE	Yes	Smokey Pt Blvd and SR 531	Smith Ave and Pacific Avenue E	68,300,000	

Swift BRT Gold Line

Swift BRT Gold Line will be Community Transit's 4th line of Bus Rapid Transit traveling between Everett Station and Smokey Point Transit Center in Arlington with service to Everett Community College, Marysville and the Cascade Industrial Center. Project will include design, engineering, construction and purchase of 13 zero emission buses. Planned service start date is October 2027. This is a multi-year project, and the programming reflects the funds available within the span of the current TIP.

Funding

Phase	Start Date	Federal Fund Code	Federal Funds	State Fund Code	State Funds	Local Funds	Total
PE	2024	5307	2,758,945		0	2,437,819	5,196,764
PE	2024	5339	803,236		0	0	803,236
RW	2025		0	OTHER	1,000,000	4,000,000	5,000,000
CN	2024	5307	4,534,387		0	25,115,385	29,649,772
CN	2025		0		0	5,131,000	5,131,000
CN	2026	5307	3,519,228	OTHER	9,000,000	0	12,519,228
CN	2026	CMAQ	8,000,000		0	2,000,000	10,000,000
<b>Project Totals</b>			<b>19,615,796</b>		<b>10,000,000</b>	<b>38,684,204</b>	<b>68,300,000</b>

Expenditure Schedule

Phase	1st	2nd	3rd	4th	5th & 6th
ALL	35,649,772	10,131,000	22,519,228	0	0
<b>Totals</b>	<b>35,649,772</b>	<b>10,131,000</b>	<b>22,519,228</b>	<b>0</b>	<b>0</b>

Washington State S. T. I. P.

2024 to 2027

(Project Funds to Nearest Dollar)

MPO/RTPO: PSRC

Y Inside

N Outside

November 17, 2023

County: Snohomish

Agency: Community Transit

Func Cls	Project Number	PIN	STIP ID	Imp Type	Total Project Length	Environmental Type	RW Required	Begin Termini	End Termini	Total Est. Cost of Project	STIP Amend. No.
00			CT-66	23	0.000	DCE	Yes	196th St, Lynnwood	164th St, Mill Creek	80,972,240	

Swift BRT Orange Line

This project will include all phases to implement the Swift BRT Orange Line. PROJECT DEVELOPMENT PHASE includes: completion of the environmental review process, including developing and reviewing alternatives; selecting a locally preferred alternative and alignment; and completion of the design and engineering portion of the project. CONSTRUCTION PHASE: includes construction of 26 BRT stations along the Orange Line alignment which includes a terminus station/transit center at Edmonds College. Stations include weather protection, seating, information kiosks, off-board fare collection, raised platforms, loading mats, real-time passenger information system and iconic markers. OTHER PHASE: includes purchase of expansion buses to provide service for the new line. This is a multiyear project and the programming reflects the funds available within the span of the regional TIP.

**Funding**

Phase	Start Date	Federal Fund Code	Federal Funds		State Fund Code	State Funds	Local Funds	Total
			Federal	State				
RW	2024	5309(NS)	4,500,000			0	491,000	4,991,000
CN	2024	5309(NS)	32,650,000		OTHER	5,000,000	3,344,394	40,994,394
<b>Project Totals</b>			<b>37,150,000</b>			<b>5,000,000</b>	<b>3,835,394</b>	<b>45,985,394</b>

**Expenditure Schedule**

Phase	1st	2nd	3rd	4th	5th & 6th
ALL	45,985,394	0	0	0	0
<b>Totals</b>	<b>45,985,394</b>	<b>0</b>	<b>0</b>	<b>0</b>	<b>0</b>

Washington State S. T. I. P.

2024 to 2027

(Project Funds to Nearest Dollar)

MPO/RTPO: PSRC

Y Inside

N Outside

November 17, 2023

County: Snohomish

Agency: Community Transit

Func Cls	Project Number	PIN	STIP ID	Imp Type	Total Project Length	Environmental Type	RW Required	Begin Termini	End Termini	Total Est. Cost of Project	STIP Amend. No.
00			CT-72	24	0.000	CE	No	N/A	N/A	1,500,000	

Swift BRT TDM Expansion

Transit Demand Management (TDM) efforts for Swift Bus Rapid Transit (BRT) services. Providing marketing and outreach to existing and potential users promoting awareness, education and behavior change targeting Swift BRT connections to Link Light Rail. Targeted communities include Bothell, Edmonds, Everett, Lynnwood, Mill Creek, Mountlake Terrace and nearby unincorporated areas of Snohomish County.

Funding

Phase	Start Date	Federal Fund Code	Federal Funds		State Fund Code	State Funds	Local Funds	Total
			Federal Funds	State Funds				
CN	2024	CMAQ	1,000,000			0	500,000	1,500,000
<b>Project Totals</b>			<b>1,000,000</b>			<b>0</b>	<b>500,000</b>	<b>1,500,000</b>

Expenditure Schedule

Phase	1st	2nd	3rd	4th	5th & 6th
ALL	1,500,000	0	0	0	0
<b>Totals</b>	<b>1,500,000</b>	<b>0</b>	<b>0</b>	<b>0</b>	<b>0</b>

Washington State S. T. I. P.

2024 to 2027

(Project Funds to Nearest Dollar)

MPO/RTPO: PSRC

Y Inside

N Outside

November 17, 2023

County: Snohomish

Agency: Community Transit

Func Cls	Project Number	PIN	STIP ID	Imp Type	Total Project Length	Environmental Type	RW Required	Begin Termini	End Termini	Total Est. Cost of Project	STIP Amend. No.
00			CT-69	23	0.000	CE	No	N/A	N/A	21,701,205	

Transit Revenue Vehicles 2021-2022

Estimated 33 Transit Revenue Vehicles will be purchased for Replacement of buses that have exceeded their useful life or Expansion of service using FY 2021 & 2022 earned share funding. About 14 replacement or expansion buses with 5307 funds; 4 replacement or expansion buses with 5339 funds; 3 replacement buses with 5307 Preservation funds; 9 expansion buses with CMAQ funds and 3 replacement buses with 5337 funds that will operate on HOV lanes.

**Funding**

Phase	Start Date	Federal Fund Code	Federal Funds		State Fund Code	State Funds	Local Funds	Total
			Federal	Fund Code				
CN	2024	5307	8,924,193			0	3,643,123	12,567,316
CN	2024	5337	2,601,688			0	0	2,601,688
CN	2024	5339	1,892,201			0	0	1,892,201
<b>Project Totals</b>			<b>13,418,082</b>			<b>0</b>	<b>3,643,123</b>	<b>17,061,205</b>

**Expenditure Schedule**

Phase	1st	2nd	3rd	4th	5th & 6th
ALL	17,061,205	0	0	0	0
<b>Totals</b>	<b>17,061,205</b>	<b>0</b>	<b>0</b>	<b>0</b>	<b>0</b>

Washington State S. T. I. P.

2024 to 2027

(Project Funds to Nearest Dollar)

MPO/RTPO: PSRC

Y Inside

N Outside

November 17, 2023

County: Snohomish

Agency: Community Transit

Func Cls	Project Number	PIN	STIP ID	Imp Type	Total Project Length	Environmental Type	RW Required	Begin Termini	End Termini	Total Est. Cost of Project	STIP Amend. No.
00			CT-71	23	0.000	CE	No	N/A	N/A	18,422,751	

Transit Revenue Vehicles 2023-2024

This is a TIP bucket project which contains Community Transit's FTA funded Revenue Vehicle funding for the 2023-2024 cycle. An estimated 21 total Transit Revenue Vehicles will be purchased for Replacement of buses that have exceeded their useful life or for Expansion of service. Estimated total includes about 13 replacement or expansion buses with 5307 Formula funds; 1 replacement or expansion buses with 5339 funds; 1 replacement buses with 5307 Preservation funds; and 6 replacement buses with 5337 funds that will operate on HOV lanes.

**Funding**

Phase	Start Date	Federal	Fund Code	Federal Funds	State Fund Code	State Funds	Local Funds	Total
CN	2024		5307	8,757,891		0	3,978,950	12,736,841
CN	2024		5337	4,568,816		0	0	4,568,816
CN	2024		5339	1,117,094		0	0	1,117,094
<b>Project Totals</b>				<b>14,443,801</b>		<b>0</b>	<b>3,978,950</b>	<b>18,422,751</b>

**Expenditure Schedule**

Phase	1st	2nd	3rd	4th	5th & 6th
ALL	18,422,751	0	0	0	0
<b>Totals</b>	<b>18,422,751</b>	<b>0</b>	<b>0</b>	<b>0</b>	<b>0</b>

	Federal Funds	State Funds	Local Funds	Total
<b>Agency Totals for Community Transit</b>	<b>102,105,205</b>	<b>15,000,000</b>	<b>95,452,486</b>	<b>212,557,691</b>



Washington State S. T. I. P.

2024 to 2027

(Project Funds to Nearest Dollar)

MPO/RTPO: PSRC

Y Inside

N Outside

November 17, 2023

County: King

Agency: Covington

Func Cls	Project Number	PIN	STIP ID	Imp Type	Total Project Length	Environmental Type	RW Required	Begin Termini	End Termini	Total Est. Cost of Project	STIP Amend. No.
04	0516(027)		COV-11	03	0.500	CE	Yes	185th Place SE	192nd Avenue SE	11,763,438	

SR 516 - 185th Place SE to 192nd Avenue SE

Widen and reconstruct a portion of SE 272nd Street between 185th Place SE and 192nd Avenue SE. This project will widen the street from 3-lanes to 5-lanes including curb and gutter, sidewalks, access control features, illumination, landscaping, signal improvements, a new bus pad, ITS, and planter strip buffers with street trees.

Funding

Phase	Start Date	Federal Fund Code	Federal Funds		Local Funds	Total
			State Fund Code	State Funds		
RW	2024	STBG(UL)		1,084,233	0	1,253,449
<b>Project Totals</b>				<b>1,084,233</b>	<b>0</b>	<b>1,253,449</b>

Expenditure Schedule

Phase	1st	2nd	3rd	4th	5th & 6th
ALL	1,253,449	0	0	0	0
<b>Totals</b>	<b>1,253,449</b>	<b>0</b>	<b>0</b>	<b>0</b>	<b>0</b>

Washington State S. T. I. P.

2024 to 2027

(Project Funds to Nearest Dollar)

MPO/RTPO: PSRC

Y Inside

N Outside

November 17, 2023

County: King

Agency: Covington

Func Cls	Project Number	PIN	STIP ID	Imp Type	Total Project Length	Environmental Type	RW Required	Begin Termini	End Termini	Total Est. Cost of Project	STIP Amend. No.
03	0516(026)		COV-8	04	0.250	DCE	Yes	N/A	N/A	14,895,680	

SR 516 and Covington Way Intersection Improvements

The project will provide additional turn lanes, revise channelization, for reuse of the existing roadway surface, provide signal or roundabout modifications, address active transportation facility gaps, ADA mobility barriers, and transit improvements.

**Funding**

Phase	Start Date	Federal Fund Code	Federal Funds	State Fund Code	State Funds	Local Funds	Total
RW	2024	CMAQ	1,069,000		0	250,000	1,319,000
<b>Project Totals</b>			<b>1,069,000</b>		<b>0</b>	<b>250,000</b>	<b>1,319,000</b>

**Expenditure Schedule**

Phase	1st	2nd	3rd	4th	5th & 6th
ALL	1,319,000	0	0	0	0
<b>Totals</b>	<b>1,319,000</b>	<b>0</b>	<b>0</b>	<b>0</b>	<b>0</b>

	Federal Funds	State Funds	Local Funds	Total
<b>Agency Totals for Covington</b>	<b>2,153,233</b>	<b>0</b>	<b>419,216</b>	<b>2,572,449</b>

Washington State S. T. I. P.

2024 to 2027

(Project Funds to Nearest Dollar)

MPO/RTPO: PSRC

Y Inside

N Outside

November 17, 2023

County: King

Agency: Des Moines

Func Cls	Project Number	PIN	STIP ID	Imp Type	Total Project Length	Environmental Type	RW Required	Begin Termini	End Termini	Total Est. Cost of Project	STIP Amend. No.
04			DM-18	28	0.250	EIS	Yes	16th Avenue South	20th Avenue South	5,965,000	

Barnes Creek Trail - South Segment

Install multi-use trail improvements on the north side of South 240th Street; roadway widening on the south side of S 240th Street east of 19th Ave South and replacement of curb, gutter, and sidewalk; new bike lane on the south side of S 240th Street; and a new traffic signal at 20th/240th. PE for the full Barnes Creek Trail was completed as part of DM-13.

Funding

Phase	Start Date	Federal Fund Code	Federal Funds		State Fund Code	State Funds	Local Funds	Total
			Federal Funds	State Funds				
RW	2024		0		MAW	150,000	100,000	250,000
CN	2024		0		MAW	3,000,000	2,165,000	5,165,000
<b>Project Totals</b>			<b>0</b>			<b>3,150,000</b>	<b>2,265,000</b>	<b>5,415,000</b>

Expenditure Schedule

Phase	1st	2nd	3rd	4th	5th & 6th
ALL	5,415,000	0	0	0	0
<b>Totals</b>	<b>5,415,000</b>	<b>0</b>	<b>0</b>	<b>0</b>	<b>0</b>

Federal Funds			State Funds	Local Funds	Total
Agency Totals for Des Moines	Federal Funds	State Funds			
Agency Totals for Des Moines	0	3,150,000	2,265,000	5,415,000	

Washington State S. T. I. P.

2024 to 2027

(Project Funds to Nearest Dollar)

MPO/RTPO: PSRC

Y Inside

N Outside

November 17, 2023

County: Pierce

Agency: Dupont

Func Cls	Project Number	PIN	STIP ID	Imp Type	Total Project Length	Environmental Type	RW Required	Begin Termini	End Termini	Total Est. Cost of Project	STIP Amend. No.
03	2859(003)		DUP-5	06	0.400	CE	No	Palisade Blvd.	Powerline Rd.	671,160	

Center Drive Overlay Phase 4a

This project will include grinding and overlaying the existing asphalt travel lanes and turn lanes between Palisade Blvd. and Powerline Road to a depth of 2-inches. The bike lanes are existing and will not be overlayed as part of this project. The grinding will extend 50- feet beyond the intersections with Palisade Blvd., Civic Drive and Sequelitchew Drive. The grinding operations will remove the traffic signal detection loops and require them to be replaced. ADA push button not within reach range of the curb ramp landings will be relocated to be within the reach range requirements. Sidewalk curb ramps not in compliance with current ADA standards will be removed and replaced to meet current ADA standards. All pavement markings will be reinstalled to the current roadway configurations.

**Funding**

Phase	Start Date	Federal	Fund Code	Federal Funds	State Fund Code	State Funds	Local Funds	Total
CN	2024		STBG(UL)	522,945		0	92,285	615,230
<b>Project Totals</b>				<b>522,945</b>		<b>0</b>	<b>92,285</b>	<b>615,230</b>

**Expenditure Schedule**

Phase	1st	2nd	3rd	4th	5th & 6th
ALL	615,230	0	0	0	0
<b>Totals</b>	<b>615,230</b>	<b>0</b>	<b>0</b>	<b>0</b>	<b>0</b>

Washington State S. T. I. P.

2024 to 2027

(Project Funds to Nearest Dollar)

MPO/RTPO: PSRC

Y Inside

N Outside

November 17, 2023

County: Pierce

Agency: Dupont

Func Cls	Project Number	PIN	STIP ID	Imp Type	Total Project Length	Environmental Type	RW Required	Begin Termini	End Termini	Total Est. Cost of Project	STIP Amend. No.
03			DUP-6	06	0.370	CE	No	Kincaid Street	Palisade Boulevard	743,170	

Center Drive Overlay Phase 4B

Grind and overlay asphalt travel lanes, turn lanes, and bike lane/shoulder. Replace traffic signal detection loops, replace sidewalk curb ramps to be ADA compliant, relocate ADA pedestrian push buttons to within reach range requirements, reinstall pavement markings.

Funding

Phase	Start Date	Federal	Fund Code	Federal Funds	State Fund Code	State Funds	Local Funds	Total
PE	2026		STBG(UL)	49,274		0	8,696	57,970
<b>Project Totals</b>				<b>49,274</b>		<b>0</b>	<b>8,696</b>	<b>57,970</b>

Expenditure Schedule

Phase	1st	2nd	3rd	4th	5th & 6th
ALL	0	0	57,970	0	0
<b>Totals</b>	<b>0</b>	<b>0</b>	<b>57,970</b>	<b>0</b>	<b>0</b>

Washington State S. T. I. P.

2024 to 2027

(Project Funds to Nearest Dollar)

MPO/RTPO: PSRC

Y Inside

N Outside

November 17, 2023

County: Pierce

Agency: Dupont

Func Cls	Project Number	PIN	STIP ID	Imp Type	Total Project Length	Environmental Type	RW Required	Begin Termini	End Termini	Total Est. Cost of Project	STIP Amend. No.
00	000S(670)		DUP-7	21	0.000	CE	No	Various	Various	539,000	

Systemic Pedestrian Safety Improvements

Install rectangular rapid flashing beacons, street lighting, high visibility crosswalk markings, signing, pavement markings and curb ramps as needed: Bobs Hollow Ln. and Wren Rd., Hoffman Hill Blvd. and trail crossing north of Packwood Ave.; Install high visibility crosswalk markings, signing, pavement markings and curb ramps as needed: Jenson Ave. and trail crossing north of Wallace St., Bobs Hollow Ln. and McNeil St., Bobs Hollow Ln. and Gary Oaks Ave., Gary Oaks Ave. and McNeil St., Sinclair Dr. and Ridge View Dr., Hoffman Hill Blvd. and Sinclair Dr.; Project also includes associated ADA and utility work as needed.

Funding

Phase	Start Date	Federal Fund Code	Federal Funds	State Fund Code	State Funds	Local Funds	Total
CN	2024	HSIP	477,000		0	0	477,000
<b>Project Totals</b>			<b>477,000</b>		<b>0</b>	<b>0</b>	<b>477,000</b>

Expenditure Schedule

Phase	1st	2nd	3rd	4th	5th & 6th
ALL	477,000	0	0	0	0
<b>Totals</b>	<b>477,000</b>	<b>0</b>	<b>0</b>	<b>0</b>	<b>0</b>

	Federal Funds	State Funds	Local Funds	Total
<b>Agency Totals for Dupont</b>	<b>1,049,219</b>	<b>0</b>	<b>100,981</b>	<b>1,150,200</b>

Washington State S. T. I. P.

2024 to 2027

(Project Funds to Nearest Dollar)

MPO/RTPO: PSRC

Y Inside

N Outside

November 17, 2023

County: Pierce

Agency: Edgewood

Func Cls	Project Number	PIN	STIP ID	Imp Type	Total Project Length	Environmental Type	RW Required	Begin Termini	End Termini	Total Est. Cost of Project	STIP Amend. No.
04			EDGE-7	06	0.360	CE	No	122nd Avenue E	Sumner Heights Drive	809,000	

48th St E Preservation

Repair or replace existing concrete and asphalt surfaces.

**Funding**

Phase	Start Date	Federal	Fund Code	Federal Funds	State Fund Code	State Funds	Local Funds	Total
PE	2024			0		0	55,000	55,000
CN	2025		STBG(UL)	600,000		0	154,000	754,000
<b>Project Totals</b>				<b>600,000</b>		<b>0</b>	<b>209,000</b>	<b>809,000</b>

**Expenditure Schedule**

Phase	1st	2nd	3rd	4th	5th & 6th
ALL	55,000	754,000	0	0	0
<b>Totals</b>	<b>55,000</b>	<b>754,000</b>	<b>0</b>	<b>0</b>	<b>0</b>

Washington State S. T. I. P.

2024 to 2027

(Project Funds to Nearest Dollar)

MPO/RTPO: PSRC

Y Inside

N Outside

November 17, 2023

County: Pierce

Agency: Edgewood

Func Cls	Project Number	PIN	STIP ID	Imp Type	Total Project Length	Environmental Type	RW Required	Begin Termini	End Termini	Total Est. Cost of Project	STIP Amend. No.
03	0362(003)		EDGE-8	28	1.000	EA	No	114th Avenue East	West Valley Highway East	7,204,850	

Interurban Trail Phase III (Jovita Canyon)

Construct non-motorized trail with paved surface and gravel shoulders along Puget Sound Electric Railway corridor linking disconnected segments of the regional Interurban Trail.

**Funding**

Phase	Start Date	Federal	Fund Code	Federal Funds	State Fund Code	State Funds	Local Funds	Total
CN	2026		STBG(UL)	2,480,000	OTHER	3,000,000	1,214,850	6,694,850
<b>Project Totals</b>				<b>2,480,000</b>		<b>3,000,000</b>	<b>1,214,850</b>	<b>6,694,850</b>

**Expenditure Schedule**

Phase	1st	2nd	3rd	4th	5th & 6th
ALL	0	0	6,694,850	0	0
<b>Totals</b>	<b>0</b>	<b>0</b>	<b>6,694,850</b>	<b>0</b>	<b>0</b>

	Federal Funds	State Funds	Local Funds	Total
<b>Agency Totals for Edgewood</b>	<b>3,080,000</b>	<b>3,000,000</b>	<b>1,423,850</b>	<b>7,503,850</b>



Washington State S. T. I. P.

2024 to 2027

(Project Funds to Nearest Dollar)

MPO/RTPO: PSRC

Y Inside

N Outside

November 17, 2023

County: Snohomish

Agency: Edmonds

Func Cls	Project Number	PIN	STIP ID	Imp Type	Total Project Length	Environmental Type	RW Required	Begin Termini	End Termini	Total Est. Cost of Project	STIP Amend. No.
04	9931(021)		EDM-30	04	0.000	CE	Yes	N/A	N/A	8,660,000	

76th Ave. W @ 220th St. SW Intersection Improvements

The project will widen the intersection and construct a new westbound and eastbound left-turn lane, bike lanes, wider sidewalks, new traffic signal system, lighting, signage, pavement, pavement striping, utility upgrades, stormwater improvements, and potential conversion of overhead utility lines to underground.

**Funding**

Phase	Start Date	Federal Fund Code	Federal Funds		State Fund Code	State Funds	Local Funds	Total
			Federal Funds	State Funds				
RW	2024	STBG(UL)	244,000			0	809,000	1,053,000
<b>Project Totals</b>			<b>244,000</b>			<b>0</b>	<b>809,000</b>	<b>1,053,000</b>

**Expenditure Schedule**

Phase	1st	2nd	3rd	4th	5th & 6th
ALL	1,053,000	0	0	0	0
<b>Totals</b>	<b>1,053,000</b>	<b>0</b>	<b>0</b>	<b>0</b>	<b>0</b>

Washington State S. T. I. P.

2024 to 2027

(Project Funds to Nearest Dollar)

MPO/RTPO: PSRC

Y Inside

N Outside

November 17, 2023

County: Snohomish

Agency: Edmonds

Func Cls	Project Number	PIN	STIP ID	Imp Type	Total Project Length	Environmental Type	RW Required	Begin Termini	End Termini	Total Est. Cost of Project	STIP Amend. No.
03	0099(148)		EDM-34	04	0.250	CE	Yes	220th Street SW	224th Street SW	41,312,000	

Hwy 99 Revitalization Project - Stage 4 from 220th St. SW to 240th St. SW

Widen the roadway and install ADA-compliant curb ramps, landscaping enhancements, a planter strip between sidewalk and BAT lanes, and enhanced street lighting. Add a second northbound and southbound left-turn lane at the intersection of Hwy 99 and 220th St SW and a right-turn lane for the westbound movement along 220th St SW. Accessible Pedestrian Signal (APS) will be installed on all corners at Hwy 99 @ 224th St SW and Hwy 99 @ 220th St SW. Also includes new stormwater infrastructure and water and sewer utility improvements (including conversion of overhead utilities to underground).

**Funding**

Phase	Start Date	Federal Fund Code	Federal Funds	State Fund Code	State Funds	Local Funds	Total
RW	2025	STBG(UL)	2,597,500		0	3,002,500	5,600,000
<b>Project Totals</b>			<b>2,597,500</b>		<b>0</b>	<b>3,002,500</b>	<b>5,600,000</b>

**Expenditure Schedule**

Phase	1st	2nd	3rd	4th	5th & 6th
ALL	0	5,600,000	0	0	0
<b>Totals</b>	<b>0</b>	<b>5,600,000</b>	<b>0</b>	<b>0</b>	<b>0</b>

Washington State S. T. I. P.

2024 to 2027

(Project Funds to Nearest Dollar)

MPO/RTPO: PSRC

Y Inside

N Outside

November 17, 2023

County: Snohomish

Agency: Edmonds

Func Cls	Project Number	PIN	STIP ID	Imp Type	Total Project Length	Environmental Type	RW Required	Begin Termini	End Termini	Total Est. Cost of Project	STIP Amend. No.
04	2512(010)		EDM-32	05	0.250	CE	No	Main ST. @ 6th Ave	Main St. @ 8th Ave	937,500	

Main St. Overlay from 6th Ave. to 8th Ave.

The project consists of a full-width grind and pavement overlay along Main St. from 6th Ave. Ave. to 8th Ave., and upgrades to all non-ADA compliant curb ramps.

Funding

Phase	Start Date	Federal	Fund Code	Federal Funds	State Fund Code	State Funds	Local Funds	Total
CN	2024		STBG(UL)	624,800		0	156,200	781,000
<b>Project Totals</b>				<b>624,800</b>		<b>0</b>	<b>156,200</b>	<b>781,000</b>

Expenditure Schedule

Phase	1st	2nd	3rd	4th	5th & 6th
ALL	781,000	0	0	0	0
<b>Totals</b>	<b>781,000</b>	<b>0</b>	<b>0</b>	<b>0</b>	<b>0</b>

Washington State S. T. I. P.

2024 to 2027

(Project Funds to Nearest Dollar)

MPO/RTPO: PSRC

Y Inside

N Outside

November 17, 2023

County: Snohomish

Agency: Edmonds

Func Cls	Project Number	PIN	STIP ID	Imp Type	Total Project Length	Environmental Type	RW Required	Begin Termini	End Termini	Total Est. Cost of Project	STIP Amend. No.
05			EDM-36	06	1.250	CE	No	196th SW	Talbot St.	1,500,000	

Olympic View Dr. from 196th St. SW to Talbot St.

Full-width grind and overlay of the roadway, upgrade ADA curb ramps within existing sidewalk on north and west sides of the street, and upgrade catch basins to vaned grates.

**Funding**

Phase	Start Date	Federal	Fund Code	Federal Funds	State Fund Code	State Funds	Local Funds	Total
PE	2025			0		0	200,000	200,000
CN	2026		STBG(UL)	700,000		0	600,000	1,300,000
<b>Project Totals</b>				<b>700,000</b>		<b>0</b>	<b>800,000</b>	<b>1,500,000</b>

**Expenditure Schedule**

Phase	1st	2nd	3rd	4th	5th & 6th
ALL	0	200,000	1,300,000	0	0
<b>Totals</b>	<b>0</b>	<b>200,000</b>	<b>1,300,000</b>	<b>0</b>	<b>0</b>

	Federal Funds	State Funds	Local Funds	Total
<b>Agency Totals for Edmonds</b>	<b>4,166,300</b>	<b>0</b>	<b>4,767,700</b>	<b>8,934,000</b>

Washington State S. T. I. P.

2024 to 2027

(Project Funds to Nearest Dollar)

MPO/RTPO: PSRC

Y Inside

N Outside

November 17, 2023

County: Snohomish

Agency: Everett

Func Cls	Project Number	PIN	STIP ID	Imp Type	Total Project Length	Environmental Type	RW Required	Begin Termini	End Termini	Total Est. Cost of Project	STIP Amend. No.
04	2584(001)		EVT-79	03	0.000	DCE	Yes	23rd Ave W	4th Ave W	5,760,000	

100th Street SW

This project will include improved roadway, bike lanes, sidewalks and transit stops along both sides of this arterial corridor between the Paine Field MIC and two lines of the Swift Bus Rapid Transit system to enhance transit and non-motorized access.

**Funding**

Phase	Start Date	Federal	Fund Code	Federal Funds	State Fund Code	State Funds	Local Funds	Total
RW	2024		CMAQ	900,000		0	300,000	1,200,000
<b>Project Totals</b>				<b>900,000</b>		<b>0</b>	<b>300,000</b>	<b>1,200,000</b>

**Expenditure Schedule**

Phase	1st	2nd	3rd	4th	5th & 6th
ALL	1,200,000	0	0	0	0
<b>Totals</b>	<b>1,200,000</b>	<b>0</b>	<b>0</b>	<b>0</b>	<b>0</b>

Washington State S. T. I. P.

2024 to 2027

(Project Funds to Nearest Dollar)

MPO/RTPO: PSRC

Y Inside

N Outside

November 17, 2023

County: Snohomish

Agency: Everett

Func Cls	Project Number	PIN	STIP ID	Imp Type	Total Project Length	Environmental Type	RW Required	Begin Termini	End Termini	Total Est. Cost of Project	STIP Amend. No.
03			EVT-85	06	1.000	CE	No	California St.	18th St.	1,150,000	

Broadway (California to 18th Ave) Preservation

The project will consist of grinding or planing, overlay, raising iron utility devices, and re-striping of each roadway segment.

**Funding**

Phase	Start Date	Federal	Fund Code	Federal Funds		State Funds		Local Funds	Total
				Federal Funds	State Fund Code	State Funds	Local Funds		
PE	2025			0		0		200,000	200,000
CN	2025		STBG(UL)	696,480		0		253,520	950,000
<b>Project Totals</b>				<b>696,480</b>		<b>0</b>		<b>453,520</b>	<b>1,150,000</b>

**Expenditure Schedule**

Phase	1st	2nd	3rd	4th	5th & 6th
ALL	0	1,150,000	0	0	0
<b>Totals</b>	<b>0</b>	<b>1,150,000</b>	<b>0</b>	<b>0</b>	<b>0</b>

Washington State S. T. I. P.

2024 to 2027

(Project Funds to Nearest Dollar)

MPO/RTPO: PSRC

Y Inside

N Outside

November 17, 2023

County: Snohomish

Agency: Everett

Func Cls	Project Number	PIN	STIP ID	Imp Type	Total Project Length	Environmental Type	RW Required	Begin Termini	End Termini	Total Est. Cost of Project	STIP Amend. No.
00			EVT-84	28	0.600	CE	Yes	Broadway Avenue	W. Marine View Dr.	9,880,000	

California Street Ped/Bike Corridor Phase 2

Design Phase 2 of City of Everett's California Street Bicycle/Pedestrian Route

**Funding**

Phase	Start Date	Federal Fund Code	Federal Funds		State Fund Code	State Funds	Local Funds	Total
			Federal	Fund Code				
PE	2026	CMAQ		1,130,000		0	200,000	1,330,000
RW	2026			0		0	150,000	150,000
CN	2026			0		0	8,400,000	8,400,000
<b>Project Totals</b>				<b>1,130,000</b>		<b>0</b>	<b>8,750,000</b>	<b>9,880,000</b>

**Expenditure Schedule**

Phase	1st	2nd	3rd	4th	5th & 6th
ALL	0	0	9,880,000	0	0
<b>Totals</b>	<b>0</b>	<b>0</b>	<b>9,880,000</b>	<b>0</b>	<b>0</b>

Washington State S. T. I. P.

2024 to 2027

(Project Funds to Nearest Dollar)

MPO/RTPO: PSRC

Y Inside

N Outside

November 17, 2023

County: Snohomish

Agency: Everett

Func Cls	Project Number	PIN	STIP ID	Imp Type	Total Project Length	Environmental Type	RW Required	Begin Termini	End Termini	Total Est. Cost of Project	STIP Amend. No.
00	2796(002)		EVT-77	24	0.000	CE	No	Casino Road	5th Avenue West	1,126,700	

Casino Road & 5th Avenue W Pedestrian Safety

At the traffic signal, install accessible pedestrian pushbuttons, flashing yellow left turn phasing that operates in red when a pedestrian presses the pushbutton, fiber, and cameras. Install lighting.

Funding

Phase	Start Date	Federal	Fund Code	Federal Funds	State Fund Code	State Funds	Local Funds	Total
CN	2024		HSIP	814,900		0	132,000	946,900
<b>Project Totals</b>				<b>814,900</b>		<b>0</b>	<b>132,000</b>	<b>946,900</b>

Expenditure Schedule

Phase	1st	2nd	3rd	4th	5th & 6th
ALL	946,900	0	0	0	0
<b>Totals</b>	<b>946,900</b>	<b>0</b>	<b>0</b>	<b>0</b>	<b>0</b>



Washington State S. T. I. P.

2024 to 2027

(Project Funds to Nearest Dollar)

MPO/RTPO: PSRC

Y Inside

N Outside

November 17, 2023

County: Snohomish

Agency: Everett

Func Cls	Project Number	PIN	STIP ID	Imp Type	Total Project Length	Environmental Type	RW Required	Begin Termini	End Termini	Total Est. Cost of Project	STIP Amend. No.
00	000S(606)		EVT-76	21	0.000	CE	No	Hewitt Avenue	75th Street SW	760,400	

Citywide Safety Flashing Yellow Arrow Improvements

Install flashing yellow arrow left turn traffic signal phasing that operates in red when a pedestrian presses a pushbutton. Install traffic monitoring cameras and switches.

**Funding**

Phase	Start Date	Federal	Fund Code	Federal Funds	State Fund Code	State Funds	Local Funds	Total
CN	2024		HSIP	551,000		0	87,800	638,800
<b>Project Totals</b>				<b>551,000</b>		<b>0</b>	<b>87,800</b>	<b>638,800</b>

**Expenditure Schedule**

Phase	1st	2nd	3rd	4th	5th & 6th
ALL	638,800	0	0	0	0
<b>Totals</b>	<b>638,800</b>	<b>0</b>	<b>0</b>	<b>0</b>	<b>0</b>

Washington State S. T. I. P.

2024 to 2027

(Project Funds to Nearest Dollar)

MPO/RTPO: PSRC

Y Inside

N Outside

November 17, 2023

County: Snohomish

Agency: Everett

Func Cls	Project Number	PIN	STIP ID	Imp Type	Total Project Length	Environmental Type	RW Required	Begin Termini	End Termini	Total Est. Cost of Project	STIP Amend. No.
03	2776(009)		EVT-75	11	0.250	CE	Yes	Shore Avenue	Mukilteo Lane	34,436,600	

Edgewater Bridge

Remove and replace the existing bridge with a three span prestressed concrete girder bridge.

Funding

Phase	Start Date	Federal Fund Code	Federal Funds	State Fund Code	State Funds	Local Funds	Total
CN	2024	BR	10,020,000		0	5,789,151	15,809,151
<b>Project Totals</b>			<b>10,020,000</b>		<b>0</b>	<b>5,789,151</b>	<b>15,809,151</b>

Expenditure Schedule

Phase	1st	2nd	3rd	4th	5th & 6th
ALL	15,809,151	0	0	0	0
<b>Totals</b>	<b>15,809,151</b>	<b>0</b>	<b>0</b>	<b>0</b>	<b>0</b>

Washington State S. T. I. P.

2024 to 2027

(Project Funds to Nearest Dollar)

MPO/RTPO: PSRC

Y Inside

N Outside

November 17, 2023

County: Snohomish

Agency: Everett

Func Cls	Project Number	PIN	STIP ID	Imp Type	Total Project Length	Environmental Type	RW Required	Begin Termini	End Termini	Total Est. Cost of Project	STIP Amend. No.
00	000S(508)		EVT-71	21	0.000	CE	No	112th Street SE	18th Street	711,300	

Everett Citywide Innovative Safety

For traffic signals throughout the city, design for and install flashing yellow arrows, retroreflective tape on existing backplates, leading pedestrian intervals, and accessible pedestrian push buttons.

**Funding**

Phase	Start Date	Federal	Fund Code	Federal Funds	State Fund Code	State Funds	Local Funds	Total
CN	2024		HSIP	570,060		0	63,340	633,400
<b>Project Totals</b>				<b>570,060</b>		<b>0</b>	<b>63,340</b>	<b>633,400</b>

**Expenditure Schedule**

Phase	1st	2nd	3rd	4th	5th & 6th
ALL	633,400	0	0	0	0
<b>Totals</b>	<b>633,400</b>	<b>0</b>	<b>0</b>	<b>0</b>	<b>0</b>

Washington State S. T. I. P.

2024 to 2027

(Project Funds to Nearest Dollar)

MPO/RTPO: PSRC

Y Inside

N Outside

November 17, 2023

County: Snohomish

Agency: Everett

Func Cls	Project Number	PIN	STIP ID	Imp Type	Total Project Length	Environmental Type	RW Required	Begin Termini	End Termini	Total Est. Cost of Project	STIP Amend. No.
00	0420(026)		EVT-81	28	1.000	CE	No	Pacific Avenue	California Street	1,350,000	

Fulton Street Bicycle Pedestrian Corridor

Improve Fulton Street from Pacific Avenue to California Street with bike-only pathways and bike-enhanced signalized crossings at the major intersections with Pacific Avenue and Hewitt Avenue. Sidewalk additions and improvements in the Fulton corridor and north of Hewitt connecting the sidewalk at Hewitt/Fulton to the California Street corridor.

Funding

Phase	Start Date	Federal Fund Code	Federal Funds		State Fund Code	State Funds	Local Funds	Total
			Federal Funds	State Funds				
CN	2024	CMAQ	120,000			0	250,000	370,000
CN	2024	TA(UL)	580,000			0	0	580,000
<b>Project Totals</b>			<b>700,000</b>			<b>0</b>	<b>250,000</b>	<b>950,000</b>

Expenditure Schedule

Phase	1st	2nd	3rd	4th	5th & 6th
ALL	950,000	0	0	0	0
<b>Totals</b>	<b>950,000</b>	<b>0</b>	<b>0</b>	<b>0</b>	<b>0</b>

	Federal Funds	State Funds	Local Funds	Total
<b>Agency Totals for Everett</b>	<b>15,382,440</b>	<b>0</b>	<b>15,825,811</b>	<b>31,208,251</b>

Washington State S. T. I. P.

2024 to 2027

(Project Funds to Nearest Dollar)

MPO/RTPO: PSRC

Y Inside

N Outside

November 17, 2023

County: Snohomish

Agency: Everett Transit

Func Cls	Project Number	PIN	STIP ID	Imp Type	Total Project Length	Environmental Type	RW Required	Begin Termini	End Termini	Total Est. Cost of Project	STIP Amend. No.
00			ET-41	23	0.000	CE	No	N/A	N/A	159,698	

2021-2022 Everett Station Preventive Maintenance and Rehabilitation

Preventive maintenance projects at Everett Station will include work on approximately two elevator cabs, including but not limited to, cab controls, lighting/ceilings, wall panels, flooring, and door refurbish/replacements, to be completed in FFY 2021, as well as provide for approximately 240 lighting fixtures to be replaced or retrofitted, to be completed in FFY 2022.

Funding

Phase	Start Date	Federal Fund Code	Federal Funds		State Funds	Local Funds	Total
			Federal Funds	State Fund Code			
CN	2024	5307	60,407		0	19,442	79,849
<b>Project Totals</b>			<b>60,407</b>		<b>0</b>	<b>19,442</b>	<b>79,849</b>

Expenditure Schedule

Phase	1st	2nd	3rd	4th	5th & 6th
ALL	79,849	0	0	0	0
<b>Totals</b>	<b>79,849</b>	<b>0</b>	<b>0</b>	<b>0</b>	<b>0</b>

Washington State S. T. I. P.

2024 to 2027

(Project Funds to Nearest Dollar)

MPO/RTPO: PSRC

Y Inside

N Outside

November 17, 2023

County: Snohomish

Agency: Everett Transit

Func Cls	Project Number	PIN	STIP ID	Imp Type	Total Project Length	Environmental Type	RW Required	Begin Termini	End Termini	Total Est. Cost of Project	STIP Amend. No.
00			ET-49	24	0.000	CE	No	N/A	N/A	251,906	

2022-2023 EVST Electronic Signage (Passenger Amenities)

This project will fund the purchase of an electronic signage system to provide customers with real-time arrival and departure information at Everett Station. Signage will include static wayfinding signage as well as interior and exterior real-time electronic signage.

**Funding**

Phase	Start Date	Federal	Fund Code	Federal Funds	State Fund Code	State Funds	Local Funds	Total
CN	2024		5339	100,447		0	29,681	130,128
<b>Project Totals</b>				<b>100,447</b>		<b>0</b>	<b>29,681</b>	<b>130,128</b>

**Expenditure Schedule**

Phase	1st	2nd	3rd	4th	5th & 6th
ALL	130,128	0	0	0	0
<b>Totals</b>	<b>130,128</b>	<b>0</b>	<b>0</b>	<b>0</b>	<b>0</b>

Washington State S. T. I. P.

2024 to 2027

(Project Funds to Nearest Dollar)

MPO/RTPO: PSRC

Y Inside

N Outside

November 17, 2023

County: Snohomish

Agency: Everett Transit

Func Cls	Project Number	PIN	STIP ID	Imp Type	Total Project Length	Environmental Type	RW Required	Begin Termini	End Termini	Total Est. Cost of Project	STIP Amend. No.
00			ET-54	23	0.000	DCE	No			1,593,762	

2023 Everett Station HVAC Replacement

This project will replace the outdated HVAC system at Everett Station and may include air handlers, terminal units, and controls.

**Funding**

Phase	Start Date	Federal	Fund Code	Federal Funds		State Funds	Local Funds	Total
				Fund Code	State Fund Code			
PE	2024		5307		60,000	0	15,000	75,000
CN	2024		5307		1,215,009	0	303,753	1,518,762
<b>Project Totals</b>					<b>1,275,009</b>	<b>0</b>	<b>318,753</b>	<b>1,593,762</b>

**Expenditure Schedule**

Phase	1st	2nd	3rd	4th	5th & 6th
ALL	1,593,762	0	0	0	0
<b>Totals</b>	<b>1,593,762</b>	<b>0</b>	<b>0</b>	<b>0</b>	<b>0</b>

Washington State S. T. I. P.

2024 to 2027

(Project Funds to Nearest Dollar)

MPO/RTPO: PSRC

Y Inside

N Outside

November 17, 2023

County: Snohomish

Agency: Everett Transit

Func Cls	Project Number	PIN	STIP ID	Imp Type	Total Project Length	Environmental Type	RW Required	Begin Termini	End Termini	Total Est. Cost of Project	STIP Amend. No.
00			ET-47	23	0.000	CE	No	N/A	N/A	79,990	

2023 Everett Station Preventive Maintenance

2023 Funding for this project will assist Everett Transit in upgrading an obsolete low-voltage fire alarm control panel. This work will begin in 2023 and will also use 2024 funding to complete.

**Funding**

Phase	Start Date	Federal Fund Code	Federal Funds	State Fund Code	State Funds	Local Funds	Total
CN	2024	5307	57,323		0	22,667	79,990
<b>Project Totals</b>			<b>57,323</b>		<b>0</b>	<b>22,667</b>	<b>79,990</b>

**Expenditure Schedule**

Phase	1st	2nd	3rd	4th	5th & 6th
ALL	79,990	0	0	0	0
<b>Totals</b>	<b>79,990</b>	<b>0</b>	<b>0</b>	<b>0</b>	<b>0</b>



Washington State S. T. I. P.

2024 to 2027

(Project Funds to Nearest Dollar)

MPO/RTPO: PSRC

Y Inside

N Outside

November 17, 2023

County: Snohomish

Agency: Everett Transit

Func Cls	Project Number	PIN	STIP ID	Imp Type	Total Project Length	Environmental Type	RW Required	Begin Termini	End Termini	Total Est. Cost of Project	STIP Amend. No.
00			ET-50	24	0.000	CE	No	N/A	N/A	130,128	

2024 Electronic Signage (Passenger Amenities)

This project will fund the purchase of electronic an signage system to provide customers with real-time arrival and departure information at College and Mall Stations. This work is to be completed in 2024.

**Funding**

Phase	Start Date	Federal	Fund Code	Federal Funds	State Fund Code	State Funds	Local Funds	Total
CN	2024		5339	104,102		0	26,026	130,128
<b>Project Totals</b>				<b>104,102</b>		<b>0</b>	<b>26,026</b>	<b>130,128</b>

**Expenditure Schedule**

Phase	1st	2nd	3rd	4th	5th & 6th
ALL	130,128	0	0	0	0
<b>Totals</b>	<b>130,128</b>	<b>0</b>	<b>0</b>	<b>0</b>	<b>0</b>

Washington State S. T. I. P.

2024 to 2027

(Project Funds to Nearest Dollar)

MPO/RTPO: PSRC

Y Inside

N Outside

November 17, 2023

County: Snohomish

Agency: Everett Transit

Func Cls	Project Number	PIN	STIP ID	Imp Type	Total Project Length	Environmental Type	RW Required	Begin Termini	End Termini	Total Est. Cost of Project	STIP Amend. No.
00			ET-48	23	0.000	CE	No	N/A	N/A	79,990	

2024 Everett Station Preventive Maintenance

2024 funding for this project will assist Everett Transit in finishing the upgrade to an obsolete low-voltage fire alarm control panel. This work will begin in 2023 and be completed with 2024 funding.

**Funding**

Phase	Start Date	Federal	Fund Code	Federal Funds	State Fund Code	State Funds	Local Funds	Total
CN	2024		5307	63,992		0	15,998	79,990
<b>Project Totals</b>				<b>63,992</b>		<b>0</b>	<b>15,998</b>	<b>79,990</b>

**Expenditure Schedule**

Phase	1st	2nd	3rd	4th	5th & 6th
ALL	79,990	0	0	0	0
<b>Totals</b>	<b>79,990</b>	<b>0</b>	<b>0</b>	<b>0</b>	<b>0</b>

Washington State S. T. I. P.

2024 to 2027

(Project Funds to Nearest Dollar)

MPO/RTPO: PSRC

Y Inside

N Outside

November 17, 2023

County: Snohomish

Agency: Everett Transit

Func Cls	Project Number	PIN	STIP ID	Imp Type	Total Project Length	Environmental Type	RW Required	Begin Termini	End Termini	Total Est. Cost of Project	STIP Amend. No.
00			ET-52	23	0.000	CE	No	N/A	N/A	1,588,623	

2024 Preventive Maintenance for the Vehicle Fleet

This project contains Section 5307 funding for preventive maintenance work on the agency's fleet of approximately 70 fixed route and para transit vehicles. Typical work includes performance of inspections and routine maintenance such as changing belts, hoses, distributor parts, oil changes and tune-ups. This project supports approximately 11,000 hours per year. This work is scheduled for 2024.

**Funding**

Phase	Start Date	Federal Fund Code	Federal Funds		State Fund Code	State Funds	Local Funds	Total
			Federal Funds	State Funds				
CN	2024	5307	1,270,898	0		0	317,725	1,588,623
<b>Project Totals</b>			<b>1,270,898</b>	<b>0</b>		<b>0</b>	<b>317,725</b>	<b>1,588,623</b>

**Expenditure Schedule**

Phase	1st	2nd	3rd	4th	5th & 6th
ALL	1,588,623	0	0	0	0
<b>Totals</b>	<b>1,588,623</b>	<b>0</b>	<b>0</b>	<b>0</b>	<b>0</b>

Washington State S. T. I. P.

2024 to 2027

(Project Funds to Nearest Dollar)

MPO/RTPO: PSRC

Y Inside

N Outside

November 17, 2023

County: Snohomish

Agency: Everett Transit

Func Cls	Project Number	PIN	STIP ID	Imp Type	Total Project Length	Environmental Type	RW Required	Begin Termini	End Termini	Total Est. Cost of Project	STIP Amend. No.
00			ET-40	23	0.000	CE	No	N/A	N/A	16,916,672	

Electric Vehicles & Charging Infrastructure II

This project will provide approximately 15 electric replacement coaches and infrastructure necessary for recharging the vehicles. The nine vehicles and infrastructure to support them were funded by the 2020 CMAQ funding. Charging systems to support the fleet and one additional bus are being added to this TIP ID funded through the 2021 Low-No Grant Program. Three additional buses are included in this TIP ID through the 2022 Community Project Funding Program. Two additional buses to support the fleet are included in this TIP ID through the 2023 Community Project Funding Program.

Funding

Phase	Start Date	Federal Fund Code	Federal Funds	State Fund Code	State Funds	Local Funds	Total
CN	2024	FTA Discretionary	4,600,000		0	1,190,082	5,790,082
<b>Project Totals</b>			<b>4,600,000</b>		<b>0</b>	<b>1,190,082</b>	<b>5,790,082</b>

Expenditure Schedule

Phase	1st	2nd	3rd	4th	5th & 6th
ALL	5,790,082	0	0	0	0
<b>Totals</b>	<b>5,790,082</b>	<b>0</b>	<b>0</b>	<b>0</b>	<b>0</b>

	Federal Funds	State Funds	Local Funds	Total
<b>Agency Totals for Everett Transit</b>	<b>7,532,178</b>	<b>0</b>	<b>1,940,374</b>	<b>9,472,552</b>

Washington State S. T. I. P.

2024 to 2027

(Project Funds to Nearest Dollar)

MPO/RTPO: PSRC

Y Inside

N Outside

November 17, 2023

County: King

Agency: Federal Way

Func Cls	Project Number	PIN	STIP ID	Imp Type	Total Project Length	Environmental Type	RW Required	Begin Termini	End Termini	Total Est. Cost of Project	STIP Amend. No.
01	MAWA (004)		FW-51	03	1.200	EA	Yes	S 336th Street	S 317th Street	133,000,000	

City Center Access Project - Ph 1 (SB Ramp Modifications)

Construct s SB I-5 off-ramp from the existing I-5 / S 320th off-ramp to S 324th. Construct a SB I-5 on-ramp at S 324th including modifying existing SB I-5/S320th on-ramp to a braided ramp from S 320th to S 324th. S 324th will be extended and widened as a 4 to 5 lane minor arterial with sidewalk and multi-use path from SR99 to new S324th ramp terminal including intersection modifications at SR99/S324th. This project includes completion of the environmental documentation (NEPA EA) for the complete City Center Access project (ID 3660).

**Funding**

Phase	Start Date	Federal	Fund Code	Federal Funds	State Fund Code	State Funds	Local Funds	Total
PE	2025			0	MAW	5,000,000	0	5,000,000
<b>Project Totals</b>				<b>0</b>		<b>5,000,000</b>	<b>0</b>	<b>5,000,000</b>

**Expenditure Schedule**

Phase	1st	2nd	3rd	4th	5th & 6th
ALL	0	5,000,000	0	0	0
<b>Totals</b>	<b>0</b>	<b>5,000,000</b>	<b>0</b>	<b>0</b>	<b>0</b>

Washington State S. T. I. P.

2024 to 2027

(Project Funds to Nearest Dollar)

MPO/RTPO: PSRC

Y Inside

N Outside

November 17, 2023

County: King

Agency: Federal Way

Func Cls	Project Number	PIN	STIP ID	Imp Type	Total Project Length	Environmental Type	RW Required	Begin Termini	End Termini	Total Est. Cost of Project	STIP Amend. No.
00	0099(145)		FW-36	28	1.200	CE	Yes	S 308th St	S 288th St	8,548,000	

Pacific Highway Non-Motorized Corridor - 16th Ave S (S 308th St to S 288th St)

Construction of a shared-use path along Pacific Hwy S from S 308th St to S 288th St. The non-motorized improvements include a path/trail that for portions of the alignment will parallel the roadway and portions will be located within the (partially unopened) right-of-way for 16th Ave S. The segments of the trail located off-roadway will include pedestrian-scale illumination for safety. The project will include traffic calming, pedestrian crossing improvements, and bulb-outs. Phase 1 will include a compact roundabout at 304th trail crossing. Phase 1 also includes signal modifications for pedestrian movements including scramble phase. The project will be constructed in two phases. Phase 1 of construction is programmed and will be on 16th Ave S from S 304th to Dash Point Road. Phase 2 is programmed and will include S 308th St to S 304th St and Dash Point Rd to S 288th St. This is a multi-year project, and the programming reflects the funds available within the span of the regional TIP.

**Funding**

Phase	Start Date	Federal Fund Code	Federal Funds		State Fund Code	State Funds	Local Funds	Total
			Federal	Fund Code				
CN	2024	SRTS	1,835,000			0	300,000	2,135,000
CN	2026	CMAQ	3,600,000			0	1,273,000	4,873,000
<b>Project Totals</b>			<b>5,435,000</b>			<b>0</b>	<b>1,573,000</b>	<b>7,008,000</b>

**Expenditure Schedule**

Phase	1st	2nd	3rd	4th	5th & 6th
ALL	2,135,000	0	4,873,000	0	0
<b>Totals</b>	<b>2,135,000</b>	<b>0</b>	<b>4,873,000</b>	<b>0</b>	<b>0</b>

Washington State S. T. I. P.

2024 to 2027

(Project Funds to Nearest Dollar)

MPO/RTPO: PSRC

Y Inside

N Outside

November 17, 2023

County: King

Agency: Federal Way

Func Cls	Project Number	PIN	STIP ID	Imp Type	Total Project Length	Environmental Type	RW Required	Begin Termini	End Termini	Total Est. Cost of Project	STIP Amend. No.
03			FW-49	06	1.000	CE	No	1st Ave S	Pacific Hwy S	3,000,000	

S 320th St Preservation Project

Replace curb ramps and pedestrian push buttons to meet ADA standards, planing bituminous pavement, HMA pavement repair, HMA overlay, replacedual-faced sloped mountable curbs, and replace traffic signal detector loops with cameras, channelization, and utility adjustments.

**Funding**

Phase	Start Date	Federal	Fund Code	Federal Funds	State Fund Code	State Funds	Local Funds	Total
PE	2025			0		0	50,000	50,000
CN	2026		STBG(UL)	1,450,000		0	1,500,000	2,950,000
<b>Project Totals</b>				<b>1,450,000</b>		<b>0</b>	<b>1,550,000</b>	<b>3,000,000</b>

**Expenditure Schedule**

Phase	1st	2nd	3rd	4th	5th & 6th
ALL	0	50,000	2,950,000	0	0
<b>Totals</b>	<b>0</b>	<b>50,000</b>	<b>2,950,000</b>	<b>0</b>	<b>0</b>

Washington State S. T. I. P.

2024 to 2027

(Project Funds to Nearest Dollar)

MPO/RTPO: PSRC

Y Inside

N Outside

November 17, 2023

County: King

Agency: Federal Way

Func Cls	Project Number	PIN	STIP ID	Imp Type	Total Project Length	Environmental Type	RW Required	Begin Termini	End Termini	Total Est. Cost of Project	STIP Amend. No.
03			FW-50	21	0.370	CE	No	N/A	N/A	952,000	

Systemic High Friction Surface Treatment Improvements

Install high friction surface treatment at 16th Ave S-curve, east of SR 99; SR 509 curve, at 26th PI SW; SR 509 curve, west of Redondo Way S; 10th Ave SW curve; south of SW 335th St; S 349th St/Weyerhaeuser Way S-curve, east of 30th Ave S; S 372nd Way/12th Ave S-curve, north of S 373rd St.

Funding

Phase	Start Date	Federal Fund Code	Federal Funds		State Fund Code	State Funds	Local Funds	Total
			Federal Funds	State Funds				
PE	2024	HSIP	100,000			0	0	100,000
CN	2024	HSIP	852,000			0	0	852,000
<b>Project Totals</b>			<b>952,000</b>			<b>0</b>	<b>0</b>	<b>952,000</b>

Expenditure Schedule

Phase	1st	2nd	3rd	4th	5th & 6th
ALL	952,000	0	0	0	0
<b>Totals</b>	<b>952,000</b>	<b>0</b>	<b>0</b>	<b>0</b>	<b>0</b>

	Federal Funds	State Funds	Local Funds	Total
<b>Agency Totals for Federal Way</b>	<b>7,837,000</b>	<b>5,000,000</b>	<b>3,123,000</b>	<b>15,960,000</b>



Washington State S. T. I. P.

2024 to 2027

(Project Funds to Nearest Dollar)

MPO/RTPO: PSRC

Y Inside

N Outside

November 17, 2023

County: Pierce

Agency: Fife

Func Cls	Project Number	PIN	STIP ID	Imp Type	Total Project Length	Environmental Type	RW Required	Begin Termini	End Termini	Total Est. Cost of Project	STIP Amend. No.
04			FIF-28	01	0.000	CE	Yes	N/A	N/A	6,750,000	

58th Avenue E and Valley Avenue E Roundabout

This project will construct a single lane roundabout at the intersection of Valley Ave and 58th Ave. The roundabout will provide traffic calming and improve safety and mobility for all travel modes at the intersection. The roundabout will have an approx. 100' inscribed diameter with splitter islands on each approach. The center island will have a mountable apron to accommodate school and transit buses. The project will construct curbs and sidewalks at the intersection. Each leg of the intersection will include a marked crosswalk with an island refuge that will allow pedestrians to cross one direction of traffic at a time. The east and west leg crosswalks on Valley Ave will include RRFB systems. The project will include sidewalk segments on all intersection approaches. The project will construct bike lanes along Valley Ave through the intersection. The project will add additional lighting at the intersection.

**Funding**

Phase	Start Date	Federal Fund Code	Federal Funds		State Fund Code	State Funds	Local Funds	Total
PE	2025	STBG(UL)		510,200		0	185,000	695,200
RW	2026	STBG(UL)		182,300		0	72,500	254,800
<b>Project Totals</b>				<b>692,500</b>		<b>0</b>	<b>257,500</b>	<b>950,000</b>

**Expenditure Schedule**

Phase	1st	2nd	3rd	4th	5th & 6th
ALL	0	695,200	254,800	0	0
<b>Totals</b>	<b>0</b>	<b>695,200</b>	<b>254,800</b>	<b>0</b>	<b>0</b>

Washington State S. T. I. P.

2024 to 2027

(Project Funds to Nearest Dollar)

MPO/RTPO: PSRC

Y Inside

N Outside

November 17, 2023

County: Pierce

Agency: Fife

Func Cls	Project Number	PIN	STIP ID	Imp Type	Total Project Length	Environmental Type	RW Required	Begin Termini	End Termini	Total Est. Cost of Project	STIP Amend. No.
03			FIF-32	28	0.070	CE	No	62nd Ave E and Pacific Highway	Driveway to 6306-16th St E.	779,123	

6224 Pacific Highway E Sidewalk Gap Completion Project

Construct a 5-ft sidewalk with ADA-compliant curb ramps, and a bike lane with a 3-ft painted buffer. The project will extend the bike lane 470 feet to the east to connect to existing bicycle facilities and include a landscaped planter strip to provide additional sidewalk buffer. Ancillary elements to support the non-motorized improvements include new curb and gutter, bus stop reconstruction, lighting, and stormwater improvements.

**Funding**

Phase	Start Date	Federal Fund Code	Federal Funds		State Fund Code	State Funds	Local Funds	Total
			Federal	Fund Code				
PE	2024	TA(UL)	185,573			0	28,970	214,543
CN	2025	TA(UL)	488,350			0	76,230	564,580
<b>Project Totals</b>			<b>673,923</b>			<b>0</b>	<b>105,200</b>	<b>779,123</b>

**Expenditure Schedule**

Phase	1st	2nd	3rd	4th	5th & 6th
ALL	214,543	564,580	0	0	0
<b>Totals</b>	<b>214,543</b>	<b>564,580</b>	<b>0</b>	<b>0</b>	<b>0</b>

Washington State S. T. I. P.

2024 to 2027

(Project Funds to Nearest Dollar)

MPO/RTPO: PSRC

Y Inside

N Outside

November 17, 2023

County: Pierce

Agency: Fife

Func Cls	Project Number	PIN	STIP ID	Imp Type	Total Project Length	Environmental Type	RW Required	Begin Termini	End Termini	Total Est. Cost of Project	STIP Amend. No.
05			FIF-31	28	0.600	CE	Yes	Valley Ave E	20th Street E	3,252,080	

62nd Ave E Multimodal Improvements

Reduced curb radii, raised crosswalk, new marked crosswalk, pedestrian scale crossing illumination, rectangular rapid flashing beacon (RRFB), lane width reduction, lane number reductions, ADA curb ramps, audible pedestrian signal, bicycle wayfinding signs/markings, buffered bike lanes, sidewalk with curb and buffer, shared-use path/trail.

**Funding**

Phase	Start Date	Federal	Fund Code	Federal Funds		Local Funds	Total
				State Fund Code	State Funds		
PE	2024		SRTS		360,771	0	360,771
RW	2024		SRTS		32,000	0	32,000
CN	2025		SRTS		2,699,309	160,000	2,859,309
<b>Project Totals</b>					<b>3,092,080</b>	<b>160,000</b>	<b>3,252,080</b>

**Expenditure Schedule**

Phase	1st	2nd	3rd	4th	5th & 6th
ALL	392,771	2,859,309	0	0	0
<b>Totals</b>	<b>392,771</b>	<b>2,859,309</b>	<b>0</b>	<b>0</b>	<b>0</b>

Washington State S. T. I. P.

2024 to 2027

(Project Funds to Nearest Dollar)

MPO/RTPO: PSRC

Y Inside

N Outside

November 17, 2023

County: Pierce

Agency: Fife

Func Cls	Project Number	PIN	STIP ID	Imp Type	Total Project Length	Environmental Type	RW Required	Begin Termini	End Termini	Total Est. Cost of Project	STIP Amend. No.
00			FIF-25	04	0.000	CE	No	Various	Various	560,359	

Citywide Flashing Yellow Arrow Treatment

Upgrade signal heads to flashing yellow arrow treatment. Associated ADA and utility work, pavement removal and sign/post removal, relocation, or replacement as needed. The following six intersections will be upgraded with permitted left turns: Pacific Highway & Fife Police Station Road, Pacific Highway & Willow Road, Pacific Highway & 51st Ave E, 54th Ave E & 12th St E, 54th Ave E & 23rd St E, 54th Ave E & Valley Ave E.

Funding

Phase	Start Date	Federal Fund Code	Federal Funds		State Fund Code	State Funds	Local Funds	Total
			Federal Funds	State Funds				
CN	2024	HSIP	224,200	0		0	160,107	384,307
<b>Project Totals</b>			<b>224,200</b>	<b>0</b>		<b>0</b>	<b>160,107</b>	<b>384,307</b>

Expenditure Schedule

Phase	1st	2nd	3rd	4th	5th & 6th
ALL	384,307	0	0	0	0
<b>Totals</b>	<b>384,307</b>	<b>0</b>	<b>0</b>	<b>0</b>	<b>0</b>

Washington State S. T. I. P.

2024 to 2027

(Project Funds to Nearest Dollar)

MPO/RTPO: PSRC

Y Inside

N Outside

November 17, 2023

County: Pierce

Agency: Fife

Func Cls	Project Number	PIN	STIP ID	Imp Type	Total Project Length	Environmental Type	RW Required	Begin Termini	End Termini	Total Est. Cost of Project	STIP Amend. No.
05	000S(669)		FIF-29	21	0.000	CE	Yes	N/A	N/A	598,000	

Citywide Intersection Illumination Improvements

Install street lighting at the following intersections: N Levee Road and E 44th Street E, N Levee Road and E 66th Avenue E, N Levee Road and E 70th Avenue E, N Levee Road and E Freeman Road E, 20th Street E and Goldau Road E, 20th Street E and Frank Albert Road E, 20th Street E and 48th Avenue Court E, 20th Street E and 51st Avenue E, and 4th Street E and 54th Avenue E.

**Funding**

Phase	Start Date	Federal Fund Code	Federal Funds		State Fund Code	State Funds	Local Funds	Total
			Federal	Funds				
RW	2024	HSIP		25,000		0	0	25,000
CN	2024	HSIP		451,000		0	0	451,000
<b>Project Totals</b>				<b>476,000</b>		<b>0</b>	<b>0</b>	<b>476,000</b>

**Expenditure Schedule**

Phase	1st	2nd	3rd	4th	5th & 6th
ALL	476,000	0	0	0	0
<b>Totals</b>	<b>476,000</b>	<b>0</b>	<b>0</b>	<b>0</b>	<b>0</b>

Washington State S. T. I. P.

2024 to 2027

(Project Funds to Nearest Dollar)

MPO/RTPO: PSRC

Y Inside

N Outside

November 17, 2023

County: Pierce

Agency: Fife

Func Cls	Project Number	PIN	STIP ID	Imp Type	Total Project Length	Environmental Type	RW Required	Begin Termini	End Termini	Total Est. Cost of Project	STIP Amend. No.
05			FIF-23	21	0.000	DCE	Yes	N/A	N/A	870,742	

North Levee Road & Frank Albert Road Intersection Safety Improvements

The following work includes associated ADA and drainage/utility work as needed. At the intersection of Frank Albert Road E and N Levee Road E:  
 A. Widen the travel lanes to better accommodate simultaneous vehicle turning movements: 1. Frank Albert Rd. E southbound 2. N Levee Road E eastbound 3. N Levee Road E westbound  
 B. Install one light standard with a light emitting diode (LED) luminaire in the northwest quadrant.  
 C. Install approximately 150 LF of guardrail in the intersection to reduce the potential for vehicles to exit the roadway and fall into the Puyallup River.

**Funding**

Phase	Start Date	Federal Fund Code	Federal Funds	State Fund Code	State Funds	Local Funds	Total
CN	2024	HSIP	635,742		0	0	635,742
<b>Project Totals</b>			<b>635,742</b>		<b>0</b>	<b>0</b>	<b>635,742</b>

**Expenditure Schedule**

Phase	1st	2nd	3rd	4th	5th & 6th
ALL	635,742	0	0	0	0
<b>Totals</b>	<b>635,742</b>	<b>0</b>	<b>0</b>	<b>0</b>	<b>0</b>

Washington State S. T. I. P.

2024 to 2027

(Project Funds to Nearest Dollar)

MPO/RTPO: PSRC

Y Inside

N Outside

November 17, 2023

County: Pierce

Agency: Fife

Func Cls	Project Number	PIN	STIP ID	Imp Type	Total Project Length	Environmental Type	RW Required	Begin Termini	End Termini	Total Est. Cost of Project	STIP Amend. No.
01		WA333	FIF-16	03	1.500	CE	Yes	I-5 MP 135.5	I-5 MP 137	102,989,084	

Port of Tacoma Interchange Improvements

This project will complete the reconfiguration of the I-5/Port of Tacoma Rd interchange into a split-diamond with one-way couplet. Port of Tacoma Rd will become a one-way SB street from 12th St E to 20th St E and 34th Ave E will be reconstructed and extended to a one-way NB street from 20th St E to 12th St E. The I-5 ramps will be reconfigured to complete the diamond couplet and the new 34th Ave E roadway includes a new bridge crossing over I-5. Traffic signals will be installed at all new intersections. FIF-16 includes phases 1 and 2A of this project. Phase 1 includes the improvements north of I-5, including adding sidewalks or paved shoulders on 12th St E. Phase 2A includes widening Pacific Hwy E with sidewalks or paved shoulders and all work south of I-5, excluding 20th St E improvements. FIF-16A includes phase 2B and the 20th St E improvements. This is a multi-year project, and the programming reflects the funds available within the span of the regional TIP.

Funding

Phase	Start Date	Federal Fund Code	Federal Funds	State Fund Code	State Funds	Local Funds	Total
CN	2024	DEMO	4,000,000	MAW	540,000	0	4,540,000
<b>Project Totals</b>			<b>4,000,000</b>		<b>540,000</b>	<b>0</b>	<b>4,540,000</b>

Expenditure Schedule

Phase	1st	2nd	3rd	4th	5th & 6th
ALL	4,540,000	0	0	0	0
<b>Totals</b>	<b>4,540,000</b>	<b>0</b>	<b>0</b>	<b>0</b>	<b>0</b>

Washington State S. T. I. P.

2024 to 2027

(Project Funds to Nearest Dollar)

MPO/RTPO: PSRC

Y Inside

N Outside

November 17, 2023

County: Pierce

Agency: Fife

Func Cls	Project Number	PIN	STIP ID	Imp Type	Total Project Length	Environmental Type	RW Required	Begin Termini	End Termini	Total Est. Cost of Project	STIP Amend. No.
00		WA352	FIF-30	28	0.220	CE	Yes	Valley Ave E	1200 ft North of Valley Ave E	2,445,000	

Sheffield Trail Improvements Phase 1

Widen Sheffield non-motorized shared use trail, add buffers on each side, make landscaping improvements, and install lighting and benches.

Funding

Phase	Start Date	Federal Fund Code	Federal Funds	State Fund Code	State Funds	Local Funds	Total
CN	2024	DEMO	800,000	OTHER	550,000	650,000	2,000,000
<b>Project Totals</b>			<b>800,000</b>		<b>550,000</b>	<b>650,000</b>	<b>2,000,000</b>

Expenditure Schedule

Phase	1st	2nd	3rd	4th	5th & 6th
ALL	2,000,000	0	0	0	0
<b>Totals</b>	<b>2,000,000</b>	<b>0</b>	<b>0</b>	<b>0</b>	<b>0</b>

	Federal Funds	State Funds	Local Funds	Total
<b>Agency Totals for Fife</b>	<b>10,594,445</b>	<b>1,090,000</b>	<b>1,332,807</b>	<b>13,017,252</b>



Washington State S. T. I. P.

2024 to 2027

(Project Funds to Nearest Dollar)

MPO/RTPO: PSRC

Y Inside

N Outside

November 17, 2023

County: Pierce

Agency: Fircrest

Func Cls	Project Number	PIN	STIP ID	Imp Type	Total Project Length	Environmental Type	RW Required	Begin Termini	End Termini	Total Est. Cost of Project	STIP Amend. No.
03	3214(003)		FIR-34	28	0.140	CE	No	67th Street	Woodside Drive	448,270	

Emerson West Sidewalk

This project will add a sidewalk and a bike lane route along the south side of Emerson Street from 67th Avenue West to Woodside Drive, to complete the last sidewalk gap along the Emerson Street sidewalk route. This project adds a curb, gutter, ADA compliant sidewalk and retaining wall. Currently there is a 3 1/2 foot wide sidewalk on the west end of the project from 67th Ave. West east bound. Then, there is a dirt walkway from the current sidewalk to Woodside drive. Current hillside pushes pedestrians into the very busy road, making passage very dangerous and impossible for those with disabilities. A new pony wall or retaining wall will be built to allow for a new ADA compliant sidewalk with bio-retention planters along part of the sidewalk to be added.

**Funding**

Phase	Start Date	Federal	Fund Code	Federal Funds	State Fund Code	State Funds	Local Funds	Total
CN	2024		STBG(UL)	341,956		0	53,369	395,325
<b>Project Totals</b>				<b>341,956</b>		<b>0</b>	<b>53,369</b>	<b>395,325</b>

**Expenditure Schedule**

Phase	1st	2nd	3rd	4th	5th & 6th
ALL	395,325	0	0	0	0
<b>Totals</b>	<b>395,325</b>	<b>0</b>	<b>0</b>	<b>0</b>	<b>0</b>

	Federal Funds	State Funds	Local Funds	Total
<b>Agency Totals for Fircrest</b>	<b>341,956</b>	<b>0</b>	<b>53,369</b>	<b>395,325</b>

Washington State S. T. I. P.

2024 to 2027

(Project Funds to Nearest Dollar)

MPO/RTPO: PSRC

Y Inside

N Outside

November 17, 2023

County: Thurston

Agency: Intercity Transit

Func Cls	Project Number	PIN	STIP ID	Imp Type	Total Project Length	Environmental Type	RW Required	Begin Termini	End Termini	Total Est. Cost of Project	STIP Amend. No.
00			IT-11	23	0.000	CE	No	N/A	N/A	1,006,231	

FY 2024 Replacement Fixed Route Coaches

This is a new bucket project which will contribute to the replacement of approximately 2 fixed routecoaches at the end of their useful life. The funds reflected in this project will go towards the proportion of coach replacement cost associated with fixed route express coach revenue miles served in the Seattle-Tacoma-Everett UZA.

**Funding**

Phase	Start Date	Federal Fund Code	Federal Funds		State Fund Code	State Funds	Local Funds	Total
			Federal	Funds				
CN	2024	5307		559,354		0	201,246	760,600
CN	2024	5339		245,631		0	0	245,631
<b>Project Totals</b>				<b>804,985</b>		<b>0</b>	<b>201,246</b>	<b>1,006,231</b>

**Expenditure Schedule**

Phase	1st	2nd	3rd	4th	5th & 6th
ALL	1,006,231	0	0	0	0
<b>Totals</b>	<b>1,006,231</b>	<b>0</b>	<b>0</b>	<b>0</b>	<b>0</b>

Washington State S. T. I. P.

2024 to 2027

(Project Funds to Nearest Dollar)

MPO/RTPO: PSRC

Y Inside

N Outside

November 17, 2023

County: Thurston

Agency: Intercity Transit

Func Cls	Project Number	PIN	STIP ID	Imp Type	Total Project Length	Environmental Type	RW Required	Begin Termini	End Termini	Total Est. Cost of Project	STIP Amend. No.
00			IT-13	23	0.000	CE	No	N/A	N/A	1,125,000	

FY 2024 Vanpool Vans

This new bucket project will use PSRC's 2024 allocated earned share 5307 funds for a portion of annual funding for new and/or replacement vanpool vans in proportion to Intercity Transit vanpool service provided to and from the PSRC service area. These funds will be used to acquire approximately 30 vans in 2024.

**Funding**

Phase	Start Date	Federal Fund Code	Federal Funds		State Fund Code	State Funds	Local Funds	Total
			Federal Funds	State Funds				
CN	2024	5307	900,000			0	225,000	1,125,000
<b>Project Totals</b>			<b>900,000</b>			<b>0</b>	<b>225,000</b>	<b>1,125,000</b>

**Expenditure Schedule**

Phase	1st	2nd	3rd	4th	5th & 6th
ALL	1,125,000	0	0	0	0
<b>Totals</b>	<b>1,125,000</b>	<b>0</b>	<b>0</b>	<b>0</b>	<b>0</b>

Washington State S. T. I. P.

2024 to 2027

(Project Funds to Nearest Dollar)

MPO/RTPO: PSRC

Y Inside

N Outside

November 17, 2023

County: Thurston

Agency: Intercity Transit

Func Cls	Project Number	PIN	STIP ID	Imp Type	Total Project Length	Environmental Type	RW Required	Begin Termini	End Termini	Total Est. Cost of Project	STIP Amend. No.
00			IT-12	23	0.000	CE	No	N/A	N/A	400,000	

FY 24 Capital Preventive Maintenance

This is a new bucket project that will provide for Capital Preventive Maintenance (CPM) eligible operating expenses for FFY 2024. Reimbursement will be based on the PSRC Earned Share STE UZA 5307 formula funds based on the proportion of revenue miles of Intercity Transit public transportation service to and from the STE UZA reported in NTD statistics for fixed route express coach service and vanpool service. This funding will be used for approximately 6% of eligible CPM expenses. The project consists of FTA funds scheduled to be expended over the span of FFY 2024.

**Funding**

Phase	Start Date	Federal Fund Code	Federal Funds	State Fund Code	State Funds	Local Funds	Total
CN	2024	5307	320,000		0	80,000	400,000
<b>Project Totals</b>			<b>320,000</b>		<b>0</b>	<b>80,000</b>	<b>400,000</b>

**Expenditure Schedule**

Phase	1st	2nd	3rd	4th	5th & 6th
ALL	400,000	0	0	0	0
<b>Totals</b>	<b>400,000</b>	<b>0</b>	<b>0</b>	<b>0</b>	<b>0</b>

Washington State S. T. I. P.

2024 to 2027

(Project Funds to Nearest Dollar)

MPO/RTPO: PSRC

Y Inside

N Outside

November 17, 2023

County: Thurston

Agency: Intercity Transit

Func Cls	Project Number	PIN	STIP ID	Imp Type	Total Project Length	Environmental Type	RW Required	Begin Termini	End Termini	Total Est. Cost of Project	STIP Amend. No.
00			IT-6	23	0.000	CE	No	N/A	N/A	19,991,324	

Pattison MOA Base Rehabilitation and Expansion

This project will complete improvements on the North parcel portion of the Pattison Maintenance, Operations and Administrative Base (MOA) Rehabilitation and Expansion project including the development of a new Administrative building, a new fuel, wash and maintenance facilities building, and remaining North parcel site improvements as required under the Development Permit. This is a multiyear project and the funding programmed reflects the funds within the span of the STIP. The funds reflected in this project represent the proportion of service to the PSRC region.

**Funding**

Phase	Start Date	Federal Fund Code	Federal Funds	State Fund Code	State Funds	Local Funds	Total
CN	2024	5307	2,496,598		0	1,352,826	3,849,424
CN	2024	5339	243,566		0	0	243,566
<b>Project Totals</b>			<b>2,740,164</b>		<b>0</b>	<b>1,352,826</b>	<b>4,092,990</b>

**Expenditure Schedule**

Phase	1st	2nd	3rd	4th	5th & 6th
ALL	4,092,990	0	0	0	0
<b>Totals</b>	<b>4,092,990</b>	<b>0</b>	<b>0</b>	<b>0</b>	<b>0</b>

	Federal Funds	State Funds	Local Funds	Total
<b>Agency Totals for Intercity Transit</b>	<b>4,765,149</b>	<b>0</b>	<b>1,859,072</b>	<b>6,624,221</b>

Washington State S. T. I. P.

2024 to 2027

(Project Funds to Nearest Dollar)

MPO/RTPO: PSRC

Y Inside

N Outside

November 17, 2023

County: King

Agency: Issaquah

Func Cls	Project Number	PIN	STIP ID	Imp Type	Total Project Length	Environmental Type	RW Required	Begin Termini	End Termini	Total Est. Cost of Project	STIP Amend. No.
03	1915(010)		ISS-38	05	0.570	DCE	No	SE Black Nugget Road	SE 50th Street	2,016,000	

East Lake Sammamish Parkway SE Pavement Preservation, SE Black Nugget Rd to SE 50th Street

Mill and overlay, pavement repair, curb and gutter repair, and curb ramp upgrades.

Funding

Phase	Start Date	Federal Fund Code	Federal Funds	State Fund Code	State Funds	Local Funds	Total
CN	2024	NHPP	101,000		0	0	101,000
<b>Project Totals</b>			<b>101,000</b>		<b>0</b>	<b>0</b>	<b>101,000</b>

Expenditure Schedule

Phase	1st	2nd	3rd	4th	5th & 6th
ALL	101,000	0	0	0	0
<b>Totals</b>	<b>101,000</b>	<b>0</b>	<b>0</b>	<b>0</b>	<b>0</b>

Washington State S. T. I. P.

2024 to 2027

(Project Funds to Nearest Dollar)

MPO/RTPO: PSRC

Y Inside

N Outside

November 17, 2023

County: King

Agency: Issaquah

Func Cls	Project Number	PIN	STIP ID	Imp Type	Total Project Length	Environmental Type	RW Required	Begin Termini	End Termini	Total Est. Cost of Project	STIP Amend. No.
04	1352(004)		ISS-36	28	1.000	CE	Yes	SR 900	SE 54th St.	38,253,854	

Newport Way NW Improvement Project - SR 900 to SE 54th Street

The Newport Way Non-Motorized Improvement Project will improve safety, nonmotorized mobility, crossing treatments, intersection operations, corridor aesthetics, storm water facilities, and support local and regional population and employment growth. The project extends for approximately one mile between SE 54th St and SR 900. Project improvements include bike facilities, sidewalks, a multi-use trail, curb and gutter improvements, pedestrian illumination, and pedestrian crossing treatments, including refuge islands and flashing beacons. Construction for this project is being completed in phases. Phase 1 stretches between SR 900 and 1800 Newport Way NW and is programmed in ISS-36A. Phase 2 will be programmed under a future TIP ID and stretches between 1800 Newport Way NW and SE 54th St.

**Funding**

Phase	Start Date	Federal	Fund Code	Federal Funds	State Fund Code	State Funds	Local Funds	Total
RW	2024		STBG(UL)	2,200,000		0	1,091,600	3,291,600
<b>Project Totals</b>				<b>2,200,000</b>		<b>0</b>	<b>1,091,600</b>	<b>3,291,600</b>

**Expenditure Schedule**

Phase	1st	2nd	3rd	4th	5th & 6th
ALL	3,291,600	0	0	0	0
<b>Totals</b>	<b>3,291,600</b>	<b>0</b>	<b>0</b>	<b>0</b>	<b>0</b>

Washington State S. T. I. P.

2024 to 2027

(Project Funds to Nearest Dollar)

MPO/RTPO: PSRC

Y Inside

N Outside

November 17, 2023

County: King

Agency: Issaquah

Func Cls	Project Number	PIN	STIP ID	Imp Type	Total Project Length	Environmental Type	RW Required	Begin Termini	End Termini	Total Est. Cost of Project	STIP Amend. No.
04			ISS-36A	06	1.200	DCE	No	17th Avenue NW (SR900)	1800 Newport Way NW	29,100,750	

Newport Way NW Improvement project - SR900 to SE 54th St- Phase 1

Convert the roadway to two vehicle travel lanes, planting areas, sidewalks, bicycle lanes, and a multi-use trail on the north side of the street. Work also includes a center left turn lane and landscaped median, curb and gutter improvements, pedestrian illumination, and pedestrian crossing treatments including refuge islands and flashing beacons. PE and ROW for the full length of the project is programmed in ISS-36.

**Funding**

Phase	Start Date	Federal Fund Code	Federal Funds		Local Funds	Total
			State Fund Code	State Funds		
CN	2026	STBG(UL)		5,380,000	0	6,403,085
<b>Project Totals</b>				<b>5,380,000</b>	<b>0</b>	<b>6,403,085</b>

**Expenditure Schedule**

Phase	1st	2nd	3rd	4th	5th & 6th
ALL	0	0	6,403,085	0	0
<b>Totals</b>	<b>0</b>	<b>0</b>	<b>6,403,085</b>	<b>0</b>	<b>0</b>



Washington State S. T. I. P.

2024 to 2027

(Project Funds to Nearest Dollar)

MPO/RTPO: PSRC

Y Inside

N Outside

November 17, 2023

County: King

Agency: Issaquah

Func Cls	Project Number	PIN	STIP ID	Imp Type	Total Project Length	Environmental Type	RW Required	Begin Termini	End Termini	Total Est. Cost of Project	STIP Amend. No.
04	1376(003)		ISS-39	14	0.000	CE	Yes	171 ft S/SE from center of creek	194 ft N/NW from center of creek	3,620,000	

NW Gilman Bridge Seismic Retrofit

This project will seismically retrofit NW Gilman Bridge over Issaquah Creek. Seismic evaluations determined the bridge does not meet current seismic standards. The project proposes to meet these standards by installing additional shafts/columns as well as wrapping existing columns and girder ends with composite material. The additional columns are needed for lateral support and as a result will widen the bridge.

**Funding**

Phase	Start Date	Federal Fund Code	Federal Funds		State Fund Code	State Funds	Local Funds	Total
			Federal	Fund Code				
RW	2024	BR	17,300			0	0	17,300
CN	2024	BR	2,958,275			0	0	2,958,275
<b>Project Totals</b>			<b>2,975,575</b>			<b>0</b>	<b>0</b>	<b>2,975,575</b>

**Expenditure Schedule**

Phase	1st	2nd	3rd	4th	5th & 6th
ALL	2,975,575	0	0	0	0
<b>Totals</b>	<b>2,975,575</b>	<b>0</b>	<b>0</b>	<b>0</b>	<b>0</b>

Washington State S. T. I. P.

2024 to 2027

(Project Funds to Nearest Dollar)

MPO/RTPO: PSRC

Y Inside

N Outside

November 17, 2023

County: King

Agency: Issaquah

Func Cls	Project Number	PIN	STIP ID	Imp Type	Total Project Length	Environmental Type	RW Required	Begin Termini	End Termini	Total Est. Cost of Project	STIP Amend. No.
05			ISS-40	28	0.150	DCE	Yes	Newport Way NW	7th Aveue NW	2,160,000	

NW Juniper Street Improvements

Construct separated multi-use path with landscaped buffer and street trees, ADA-compliant curb-ramps, pedestrian illumination, crosswalks, signage, and irrigation and drainage facilities.

**Funding**

Phase	Start Date	Federal	Fund Code	Federal Funds	State Fund Code	State Funds	Local Funds	Total
PE	2024		TA(UL)	346,000		0	54,000	400,000
<b>Project Totals</b>				<b>346,000</b>		<b>0</b>	<b>54,000</b>	<b>400,000</b>

**Expenditure Schedule**

Phase	1st	2nd	3rd	4th	5th & 6th
ALL	400,000	0	0	0	0
<b>Totals</b>	<b>400,000</b>	<b>0</b>	<b>0</b>	<b>0</b>	<b>0</b>

	Federal Funds	State Funds	Local Funds	Total
<b>Agency Totals for Issaquah</b>	<b>11,002,575</b>	<b>0</b>	<b>2,168,685</b>	<b>13,171,260</b>

Washington State S. T. I. P.

2024 to 2027

(Project Funds to Nearest Dollar)

MPO/RTPO: PSRC

Y Inside

N Outside

November 17, 2023

County: King

Agency: Kenmore

Func Cls	Project Number	PIN	STIP ID	Imp Type	Total Project Length	Environmental Type	RW Required	Begin Termini	End Termini	Total Est. Cost of Project	STIP Amend. No.
04	PB23(001)		KNM-20	28	0.450	DCE	Yes	NE Bothell Way (SR 522)	NE 185th St	2,469,596	

80th Ave NE (SR522-NE 185th St) Sidewalk and Bike Lane Project

Curb Extensions/Bulb-outs, Reduced Curb Radii, New Marked Crosswalks, Green Pavement/Bicycle Intersection Crossing Markings, Rectangular Rapid Flashing Beacons (RRFB), Pedestrian Scale Crossing Illumination, ADA Curb Ramps, Buffered Bike Lanes, Bike Box, Green Pavement Markings, Sidewalk with curb and buffer, Posted Speed Reduction

**Funding**

Phase	Start Date	Federal Fund Code	Federal Funds		Local Funds	Total	
			State Fund Code	State Funds			
PE	2024		0	Ped/Bike Program	500,000	2,202	502,202
RW	2024		0	Ped/Bike Program	100,000	0	100,000
CN	2025		0	Ped/Bike Program	1,622,636	244,758	1,867,394
<b>Project Totals</b>			<b>0</b>		<b>2,222,636</b>	<b>246,960</b>	<b>2,469,596</b>

**Expenditure Schedule**

Phase	1st	2nd	3rd	4th	5th & 6th
ALL	602,202	1,867,394	0	0	0
<b>Totals</b>	<b>602,202</b>	<b>1,867,394</b>	<b>0</b>	<b>0</b>	<b>0</b>

Washington State S. T. I. P.

2024 to 2027

(Project Funds to Nearest Dollar)

MPO/RTPO: PSRC

Y Inside

N Outside

November 17, 2023

County: King

Agency: Kenmore

Func Cls	Project Number	PIN	STIP ID	Imp Type	Total Project Length	Environmental Type	RW Required	Begin Termini	End Termini	Total Est. Cost of Project	STIP Amend. No.
07			KNM-21	28	0.400	CE	Yes	NE 151st Street	64th Avenue NE	2,219,395	

Arrowhead Dr (NE 151st St-64th Ave NE) Sidewalk Project

Install a sidewalk with curb and buffer, crosswalks, curb extensions/bulb-outs, RRFB, speed humps/chicanes, school/playground signage and flashing beacons.

**Funding**

Phase	Start Date	Federal	Fund Code	Federal Funds	State Fund Code	State Funds	Local Funds	Total
PE	2024			0	SRTS	363,723	36,372	400,095
RW	2024			0		0	36,252	36,252
CN	2025			0	SRTS	1,633,732	149,316	1,783,048
<b>Project Totals</b>				<b>0</b>		<b>1,997,455</b>	<b>221,940</b>	<b>2,219,395</b>

**Expenditure Schedule**

Phase	1st	2nd	3rd	4th	5th & 6th
ALL	436,347	1,783,048	0	0	0
<b>Totals</b>	<b>436,347</b>	<b>1,783,048</b>	<b>0</b>	<b>0</b>	<b>0</b>

	Federal Funds	State Funds	Local Funds	Total
<b>Agency Totals for Kenmore</b>	<b>0</b>	<b>4,220,091</b>	<b>468,900</b>	<b>4,688,991</b>

Washington State S. T. I. P.

2024 to 2027

(Project Funds to Nearest Dollar)

MPO/RTPO: PSRC

Y Inside

N Outside

November 17, 2023

County: King

Agency: Kent

Func Cls	Project Number	PIN	STIP ID	Imp Type	Total Project Length	Environmental Type	RW Required	Begin Termini	End Termini	Total Est. Cost of Project	STIP Amend. No.
04	1068(005)		KEN-55	14	0.050	CE	No	State Route 516	Russell Road	1,262,652	

Green River Bridge Deck Repair

The project consists of providing surface repairs to the Meeker Street Bridge deck.

Funding

Phase	Start Date	Federal Fund Code	Federal Funds	State Fund Code	State Funds	Local Funds	Total
CN	2024	BR	1,106,000		0	0	1,106,000
<b>Project Totals</b>			<b>1,106,000</b>		<b>0</b>	<b>0</b>	<b>1,106,000</b>

Expenditure Schedule

Phase	1st	2nd	3rd	4th	5th & 6th
ALL	1,106,000	0	0	0	0
<b>Totals</b>	<b>1,106,000</b>	<b>0</b>	<b>0</b>	<b>0</b>	<b>0</b>

Washington State S. T. I. P.

2024 to 2027

(Project Funds to Nearest Dollar)

MPO/RTPO: PSRC

Y Inside

N Outside

November 17, 2023

County: King

Agency: Kent

Func Cls	Project Number	PIN	STIP ID	Imp Type	Total Project Length	Environmental Type	RW Required	Begin Termini	End Termini	Total Est. Cost of Project	STIP Amend. No.
04	1068(004)		KEN-54	14	0.050	CE	No	State Route 516	Russell Road	3,476,620	

Green River Bridge Repainting

The project consists of the sandblasting and repainting of the Meeker Street Bridge over the Green River in Kent.

Funding

Phase	Start Date	Federal Fund Code	Federal Funds		State Fund Code	State Funds	Local Funds	Total
			Federal	Fund Code				
CN	2024	BR	2,844,000			0	0	2,844,000
<b>Project Totals</b>			<b>2,844,000</b>			<b>0</b>	<b>0</b>	<b>2,844,000</b>

Expenditure Schedule

Phase	1st	2nd	3rd	4th	5th & 6th
ALL	2,844,000	0	0	0	0
<b>Totals</b>	<b>2,844,000</b>	<b>0</b>	<b>0</b>	<b>0</b>	<b>0</b>

Washington State S. T. I. P.

2024 to 2027

(Project Funds to Nearest Dollar)

MPO/RTPO: PSRC

Y Inside

N Outside

November 17, 2023

County: King

Agency: Kent

Func Cls	Project Number	PIN	STIP ID	Imp Type	Total Project Length	Environmental Type	RW Required	Begin Termini	End Termini	Total Est. Cost of Project	STIP Amend. No.
04			KEN-58	44	0.190	CE	Yes	Thompson Ave N	Approximately 200 feet east of	6,100,000	

Meet Me on Meeker - Thompson Ave to Interurban Trail

The project will construct a roundabout at the intersection of Meeker Street and Lincoln Avenue, a multi-modal promenade along the south side of West Meeker Street that includes a two-way separated bikeway, and sidewalk with buffer and amenity zones. Further enhancements include curb bulb-outs, on-street parking, enhanced pedestrian crossings at the roundabout, a new crossing at the Interurban Trail, pedestrian amenities, and a widened sidewalk with buffer zone along the north side of Meeker Street. Improvements will accommodate existing and planned transit demands along the corridor.

**Funding**

Phase	Start Date	Federal	Fund Code	Federal Funds		State Funds	Local Funds	Total
				Fund Code	State Fund Code			
PE	2024				0	0	500,000	500,000
RW	2024				0	0	100,000	100,000
CN	2025		STBG(UL)		4,757,500	0	742,500	5,500,000
<b>Project Totals</b>					<b>4,757,500</b>	<b>0</b>	<b>1,342,500</b>	<b>6,100,000</b>

**Expenditure Schedule**

Phase	1st	2nd	3rd	4th	5th & 6th
ALL	600,000	5,500,000	0	0	0
<b>Totals</b>	<b>600,000</b>	<b>5,500,000</b>	<b>0</b>	<b>0</b>	<b>0</b>

Washington State S. T. I. P.

2024 to 2027

(Project Funds to Nearest Dollar)

MPO/RTPO: PSRC

Y Inside

N Outside

November 17, 2023

County: King

Agency: Kent

Func Cls	Project Number	PIN	STIP ID	Imp Type	Total Project Length	Environmental Type	RW Required	Begin Termini	End Termini	Total Est. Cost of Project	STIP Amend. No.
00			KEN-60	21	0.080	CE	No	Panther Lake Library	About 550' North	895,420	

Panther Lake Library Signal

Construct new median refuge island with audible pedestrian signal and hybrid beacon, in-street signage, marked crosswalk, pedestrian lighting and cross bars, and median channelization and turn restrictions.

Funding

Phase	Start Date	Federal	Fund Code	Federal Funds	State Fund Code	State Funds	Local Funds	Total
CN	2024			0	Ped/Bike Program	623,400	0	623,400
<b>Project Totals</b>				<b>0</b>		<b>623,400</b>	<b>0</b>	<b>623,400</b>

Expenditure Schedule

Phase	1st	2nd	3rd	4th	5th & 6th
ALL	623,400	0	0	0	0
<b>Totals</b>	<b>623,400</b>	<b>0</b>	<b>0</b>	<b>0</b>	<b>0</b>



Washington State S. T. I. P.

2024 to 2027

(Project Funds to Nearest Dollar)

MPO/RTPO: PSRC

Y Inside

N Outside

November 17, 2023

County: King

Agency: Kent

Func Cls	Project Number	PIN	STIP ID	Imp Type	Total Project Length	Environmental Type	RW Required	Begin Termini	End Termini	Total Est. Cost of Project	STIP Amend. No.
04			KEN-50	04	0.340	CE	Yes	94th Place S	S 216th Street	10,594,000	

S 218th Street/98th Avenue S from 94th Place S to S 216th Street

This project will widen S 218th Street/98th Avenue S to three lanes and includes paving, concrete curbs, gutters, sidewalks, 5-foot paved shoulders, street lighting, storm drainage, landscaping, utilities, and channelization.

**Funding**

Phase	Start Date	Federal	Fund Code	Federal Funds	State Fund Code	State Funds	Local Funds	Total
CN	2024		HIP(UL)	2,743,072		0	0	2,743,072
CN	2024		STBG	1,226,928		0	0	1,226,928
CN	2024		STBG(UL)	945,680		0	3,444,320	4,390,000
<b>Project Totals</b>				<b>4,915,680</b>		<b>0</b>	<b>3,444,320</b>	<b>8,360,000</b>

**Expenditure Schedule**

Phase	1st	2nd	3rd	4th	5th & 6th
ALL	8,360,000	0	0	0	0
<b>Totals</b>	<b>8,360,000</b>	<b>0</b>	<b>0</b>	<b>0</b>	<b>0</b>

	Federal Funds	State Funds	Local Funds	Total
<b>Agency Totals for Kent</b>	<b>13,623,180</b>	<b>623,400</b>	<b>4,786,820</b>	<b>19,033,400</b>

Washington State S. T. I. P.

2024 to 2027

(Project Funds to Nearest Dollar)

MPO/RTPO: PSRC

Y Inside

N Outside

November 17, 2023

County: King

Agency: King Co. DOT - Marine

Func Cls	Project Number	PIN	STIP ID	Imp Type	Total Project Length	Environmental Type	RW Required	Begin Termini	End Termini	Total Est. Cost of Project	STIP Amend. No.
00			KCFD-10	26	0.000	CE	No	N/A	N/A	3,210,410	

King County Ferry District Vessel Maintenance Project FFY 2018-2020

This is a TIP bucket project that contains the Ferry District's tasks over time to provide for facility and vessel maintenance costs, labor, annual inspection/dry dock, routine maintenance repair/parts, contract replacement vessels, and contract repair service. The project includes PSRC FTA funds already expended or scheduled to be expended over the span of FFYs 2018-2020.

Funding

Phase	Start Date	Federal Fund Code	Federal Funds		Local Funds	Total
			State Fund Code	State Funds		
CN	2024	5337		784,153	0	980,192
<b>Project Totals</b>				<b>784,153</b>	<b>0</b>	<b>980,192</b>

Expenditure Schedule

Phase	1st	2nd	3rd	4th	5th & 6th
ALL	980,192	0	0	0	0
<b>Totals</b>	<b>980,192</b>	<b>0</b>	<b>0</b>	<b>0</b>	<b>0</b>

Washington State S. T. I. P.

2024 to 2027

(Project Funds to Nearest Dollar)

MPO/RTPO: PSRC

Y Inside

N Outside

November 17, 2023

County: King

Agency: King Co. DOT - Marine

Func Cls	Project Number	PIN	STIP ID	Imp Type	Total Project Length	Environmental Type	RW Required	Begin Termini	End Termini	Total Est. Cost of Project	STIP Amend. No.
00			KCFD-5	26	0.000	EA	No	N/A	N/A	32,219,188	

Seattle Central Waterfront Regional Passenger-Only Ferry Terminal

Preliminary engineering (PE), design, and construction of an improved regional passenger-only ferry terminal on the central downtown Seattle waterfront, including vessel boarding slips, ticket vending facilities, sheltered passenger waiting and queuing areas, walkways, customer information systems, wayfinding signage, and other rider amenities. The project includes Preservation funding for rehabilitation of the existing terminal deck and replacement of the deck pilings which is necessary due to their age and deteriorating condition. Additionally, this project will include the assessment of a location and design for an interim facility if this is necessary.

**Funding**

Phase	Start Date	Federal Fund Code	Federal Funds	State Fund Code	State Funds	Local Funds	Total
CN	2024	5307	1,052,345		0	518,926	1,571,271
<b>Project Totals</b>			<b>1,052,345</b>		<b>0</b>	<b>518,926</b>	<b>1,571,271</b>

**Expenditure Schedule**

Phase	1st	2nd	3rd	4th	5th & 6th
ALL	1,571,271	0	0	0	0
<b>Totals</b>	<b>1,571,271</b>	<b>0</b>	<b>0</b>	<b>0</b>	<b>0</b>

Washington State S. T. I. P.

2024 to 2027

(Project Funds to Nearest Dollar)

MPO/RTPO: PSRC

Y Inside

N Outside

November 17, 2023

County: King

Agency: King Co. DOT - Marine

Func Cls	Project Number	PIN	STIP ID	Imp Type	Total Project Length	Environmental Type	RW Required	Begin Termini	End Termini	Total Est. Cost of Project	STIP Amend. No.
00			MET-246	26	0.000	CE	No	N/A	N/A	5,139,177	

Vessel Maintenance 2023-2024

Please see the following descriptions: This is a TIP bucket project that contains the Ferry District's tasks over time to provide for facility and vessel maintenance costs, labor, annual inspection/dry dock, routine maintenance repair/parts, contract replacement vessels, and contract repair service. The federal funding represents 80 percent of the total budget for this activity during the time period. The project includes PSRC FTA funds scheduled to be expended over the span of FFYs 2023-2024.

**Funding**

Phase	Start Date	Federal Fund Code	Federal Funds	State Fund Code	State Funds	Local Funds	Total
CN	2024	5337	1,800,000		0	2,404,567	4,204,567
CN	2024	FBP	934,610		0	0	934,610
<b>Project Totals</b>			<b>2,734,610</b>		<b>0</b>	<b>2,404,567</b>	<b>5,139,177</b>

**Expenditure Schedule**

Phase	1st	2nd	3rd	4th	5th & 6th
ALL	5,139,177	0	0	0	0
<b>Totals</b>	<b>5,139,177</b>	<b>0</b>	<b>0</b>	<b>0</b>	<b>0</b>

Washington State S. T. I. P.

2024 to 2027

(Project Funds to Nearest Dollar)

MPO/RTPO: PSRC

Y Inside

N Outside

November 17, 2023

County: King

Agency: King Co. DOT - Marine

Func Cls	Project Number	PIN	STIP ID	Imp Type	Total Project Length	Environmental Type	RW Required	Begin Termini	End Termini	Total Est. Cost of Project	STIP Amend. No.
00			KCFD-11	26	0.000	CE	No	N/A	N/A	3,057,437	

Vessel Maintenance FY 2021-2022

This is a TIP bucket project that contains the Ferry District's tasks over time to provide for facility and vessel maintenance costs, labor, annual inspection/dry dock, routine maintenance repair/parts, contract replacement vessels, and contract repair service. The federal funding represents roughly 75 percent of the total budget for this activity during the time period. The project includes PSRC FTA funds scheduled to be expended over the span of FFYs 2021-2022.

**Funding**

Phase	Start Date	Federal Fund Code	Federal Funds	State Fund Code	State Funds	Local Funds	Total
CN	2024	5307	273,776		0	645,140	918,916
CN	2024	5337	1,797,220		0	0	1,797,220
<b>Project Totals</b>			<b>2,070,996</b>		<b>0</b>	<b>645,140</b>	<b>2,716,136</b>

**Expenditure Schedule**

Phase	1st	2nd	3rd	4th	5th & 6th
ALL	2,716,136	0	0	0	0
<b>Totals</b>	<b>2,716,136</b>	<b>0</b>	<b>0</b>	<b>0</b>	<b>0</b>

	Federal Funds	State Funds	Local Funds	Total
<b>Agency Totals for King Co. DOT - Marine</b>	<b>6,642,104</b>	<b>0</b>	<b>3,764,672</b>	<b>10,406,776</b>

Washington State S. T. I. P.

2024 to 2027

(Project Funds to Nearest Dollar)

MPO/RTPO: PSRC

Y Inside

N Outside

November 17, 2023

County: King

Agency: King Co. DOT - Road Services

Func Cls	Project Number	PIN	STIP ID	Imp Type	Total Project Length	Environmental Type	RW Required	Begin Termini	End Termini	Total Est. Cost of Project	STIP Amend. No.
05	1147(014)		KGCO-162	21	0.630	CE	Yes	400? North of SW 100th Street	500? South of SW 107th Street	1,789,860	

16th Ave SW Pedestrian Improvements

Install pedestrian crossing improvements and traffic calming.

**Funding**

Phase	Start Date	Federal Fund Code	Federal Funds	State Fund Code	State Funds	Local Funds	Total
RW	2024	HSIP	450,000		0	0	450,000
CN	2024	HSIP	963,260		0	0	963,260
<b>Project Totals</b>			<b>1,413,260</b>		<b>0</b>	<b>0</b>	<b>1,413,260</b>

**Expenditure Schedule**

Phase	1st	2nd	3rd	4th	5th & 6th
ALL	1,413,260	0	0	0	0
<b>Totals</b>	<b>1,413,260</b>	<b>0</b>	<b>0</b>	<b>0</b>	<b>0</b>

Washington State S. T. I. P.

2024 to 2027

(Project Funds to Nearest Dollar)

MPO/RTPO: PSRC

Y Inside

N Outside

November 17, 2023

County: King

Agency: King Co. DOT - Road Services

Func Cls	Project Number	PIN	STIP ID	Imp Type	Total Project Length	Environmental Type	RW Required	Begin Termini	End Termini	Total Est. Cost of Project	STIP Amend. No.
00			KGCO-172	18	0.860	CE	No	N/A	N/A	375,000	

332nd Ave SE Corridor Traffic Safety Study

This study will identify potential pedestrian improvements for the town's two arterial county road corridors: 1) 332nd Ave. SE from SE Redmond Fall City Rd. (SR 202), and 2) Preston-Fall City Rd SE from SE 44th Pl. to SE Redmond Fall City Rd. (SR 202). Study tasks will include traffic data collection for motorized and nonmotorized usage of the arterial corridors and the feeder side streets; limited field survey; an inventory of existing drainage infrastructure; a review of existing roadway illumination; and planning level review of right-of-way needs and limitations.

**Funding**

Phase	Start Date	Federal	Fund Code	Federal Funds	State Fund Code	State Funds	Local Funds	Total
PL	2024		STBG(UL)	324,375		0	50,625	375,000
<b>Project Totals</b>				<b>324,375</b>		<b>0</b>	<b>50,625</b>	<b>375,000</b>

**Expenditure Schedule**

Phase	1st	2nd	3rd	4th	5th & 6th
ALL	375,000	0	0	0	0
<b>Totals</b>	<b>375,000</b>	<b>0</b>	<b>0</b>	<b>0</b>	<b>0</b>

Washington State S. T. I. P.

2024 to 2027

(Project Funds to Nearest Dollar)

MPO/RTPO: PSRC

Y Inside

N Outside

November 17, 2023

County: King

Agency: King Co. DOT - Road Services

Func Cls	Project Number	PIN	STIP ID	Imp Type	Total Project Length	Environmental Type	RW Required	Begin Termini	End Termini	Total Est. Cost of Project	STIP Amend. No.
07			KGCO-175	11	0.180	CE	Yes	640th Ln NE	637th Ave NE	26,561,787	

Baring Bridge 509A Replacement

Replace the existing timber suspension bridge with a new steel and concrete bridge with a single travel lane and shoulder in each direction. Provide stormwater treatment, including a bioswale and storm filter vault.

Funding

Phase	Start Date	Federal Fund Code	Federal Funds	State Fund Code	State Funds	Local Funds	Total
CN	2025	BR	22,016,874		0	38,352	22,055,226
<b>Project Totals</b>			<b>22,016,874</b>		<b>0</b>	<b>38,352</b>	<b>22,055,226</b>

Expenditure Schedule

Phase	1st	2nd	3rd	4th	5th & 6th
ALL	0	22,055,226	0	0	0
<b>Totals</b>	<b>0</b>	<b>22,055,226</b>	<b>0</b>	<b>0</b>	<b>0</b>



Washington State S. T. I. P.

2024 to 2027

(Project Funds to Nearest Dollar)

MPO/RTPO: PSRC

Y Inside

N Outside

November 17, 2023

County: King

Agency: King Co. DOT - Road Services

Func Cls	Project Number	PIN	STIP ID	Imp Type	Total Project Length	Environmental Type	RW Required	Begin Termini	End Termini	Total Est. Cost of Project	STIP Amend. No.
03			KGCO-180	20	0.000	CE	Yes	N/A	N/A	11,310,821	

Bear Creek Basin Fish Passage Project

Remove three deteriorating and poorly functioning culverts and construct three new fish passable structures. Also included are revegetation, environmental restoration, and improvements for the roads over the three streams so they meet current road standards.

**Funding**

Phase	Start Date	Federal Fund Code	Federal Funds	State Fund Code	State Funds	Local Funds	Total
RW	2024		0		0	375,000	375,000
CN	2025	Discretionary	6,849,816		0	0	6,849,816
<b>Project Totals</b>			<b>6,849,816</b>		<b>0</b>	<b>375,000</b>	<b>7,224,816</b>

**Expenditure Schedule**

Phase	1st	2nd	3rd	4th	5th & 6th
ALL	375,000	6,849,816	0	0	0
<b>Totals</b>	<b>375,000</b>	<b>6,849,816</b>	<b>0</b>	<b>0</b>	<b>0</b>

Washington State S. T. I. P.

2024 to 2027

(Project Funds to Nearest Dollar)

MPO/RTPO: PSRC

Y Inside

N Outside

November 17, 2023

County: King

Agency: King Co. DOT - Road Services

Func Cls	Project Number	PIN	STIP ID	Imp Type	Total Project Length	Environmental Type	RW Required	Begin Termini	End Termini	Total Est. Cost of Project	STIP Amend. No.
07	2017(151)		KGCO-164	11	0.000	DCE	No	N/A	N/A	5,653,918	

Boise X Connection Bridge (#3055A) Replacement

Replace existing structurally deficient bridge with new single span concrete bridge and reconstruct approaches.

Funding

Phase	Start Date	Federal	Fund Code	Federal Funds	State Fund Code	State Funds	Local Funds	Total
CN	2024		BR	4,207,634		0	0	4,207,634
<b>Project Totals</b>				<b>4,207,634</b>		<b>0</b>	<b>0</b>	<b>4,207,634</b>

Expenditure Schedule

Phase	1st	2nd	3rd	4th	5th & 6th
ALL	4,207,634	0	0	0	0
<b>Totals</b>	<b>4,207,634</b>	<b>0</b>	<b>0</b>	<b>0</b>	<b>0</b>

Washington State S. T. I. P.

2024 to 2027

(Project Funds to Nearest Dollar)

MPO/RTPO: PSRC

Y Inside

N Outside

November 17, 2023

County: King

Agency: King Co. DOT - Road Services

Func Cls	Project Number	PIN	STIP ID	Imp Type	Total Project Length	Environmental Type	RW Required	Begin Termini	End Termini	Total Est. Cost of Project	STIP Amend. No.
03	2456(007)		KGCO-170	14	0.000	CE	No	N/A	N/A	1,987,800	

Duvall Slough Bridge #1136B Redeck

Construct modified concrete overlay on the 639' long 24' wide bridge which serves a 2019 Average Daily Traffic (ADT) of approximately 10,560 vehicles per day.

Funding

Phase	Start Date	Federal Fund Code	Federal Funds	State Fund Code	State Funds	Local Funds	Total
CN	2024	BR	1,759,800		0	0	1,759,800
<b>Project Totals</b>			<b>1,759,800</b>		<b>0</b>	<b>0</b>	<b>1,759,800</b>

Expenditure Schedule

Phase	1st	2nd	3rd	4th	5th & 6th
ALL	1,759,800	0	0	0	0
<b>Totals</b>	<b>1,759,800</b>	<b>0</b>	<b>0</b>	<b>0</b>	<b>0</b>

Washington State S. T. I. P.

2024 to 2027

(Project Funds to Nearest Dollar)

MPO/RTPO: PSRC

Y Inside

N Outside

November 17, 2023

County: King

Agency: King Co. DOT - Road Services

Func Cls	Project Number	PIN	STIP ID	Imp Type	Total Project Length	Environmental Type	RW Required	Begin Termini	End Termini	Total Est. Cost of Project	STIP Amend. No.
04	1382(003)		KGCO-165	11	0.000	DCE	Yes	N/A	N/A	6,164,920	

Fifteen Mile Creek Bridge (#493C) Replacement

Replace existing structurally deficient bridge with new single span concrete bridge and reconstruct approaches.

Funding

Phase	Start Date	Federal	Fund Code	Federal Funds	State Fund Code	State Funds	Local Funds	Total
CN	2024		BR	4,205,608		0	0	4,205,608
<b>Project Totals</b>				<b>4,205,608</b>		<b>0</b>	<b>0</b>	<b>4,205,608</b>

Expenditure Schedule

Phase	1st	2nd	3rd	4th	5th & 6th
ALL	4,205,608	0	0	0	0
<b>Totals</b>	<b>4,205,608</b>	<b>0</b>	<b>0</b>	<b>0</b>	<b>0</b>

Washington State S. T. I. P.

2024 to 2027

(Project Funds to Nearest Dollar)

MPO/RTPO: PSRC

Y Inside

N Outside

November 17, 2023

County: King

Agency: King Co. DOT - Road Services

Func Cls	Project Number	PIN	STIP ID	Imp Type	Total Project Length	Environmental Type	RW Required	Begin Termini	End Termini	Total Est. Cost of Project	STIP Amend. No.
00	2017(156)		MET-236	24	0.000	CE	No	N/A	N/A	4,739,884	

Improving Access to Regional Centers through Transportation Demand Management

Implement Transportation Demand Management (TDM) strategies to increase transit ridership and actively promote mode shift from drive-alone trips to support more efficient travel by expanding existing TDM efforts in priority areas of need in King County, focusing on travel within, to and from King County GCOs 18 Regional Growth Centers, three (3) Manufacturing/Industrial Centers and 16 connecting center corridors.

Funding

Phase	Start Date	Federal Fund Code	Federal Funds	State Fund Code	State Funds	Local Funds	Total
CN	2024	CMAQ	2,100,000		0	327,745	2,427,745
<b>Project Totals</b>			<b>2,100,000</b>		<b>0</b>	<b>327,745</b>	<b>2,427,745</b>

Expenditure Schedule

Phase	1st	2nd	3rd	4th	5th & 6th
ALL	2,427,745	0	0	0	0
<b>Totals</b>	<b>2,427,745</b>	<b>0</b>	<b>0</b>	<b>0</b>	<b>0</b>

Washington State S. T. I. P.

2024 to 2027

(Project Funds to Nearest Dollar)

MPO/RTPO: PSRC

Y Inside

N Outside

November 17, 2023

County: King

Agency: King Co. DOT - Road Services

Func Cls	Project Number	PIN	STIP ID	Imp Type	Total Project Length	Environmental Type	RW Required	Begin Termini	End Termini	Total Est. Cost of Project	STIP Amend. No.
00	2017(157)		MET-237	24	0.000	CE	No	N/A	N/A	2,312,139	

Increasing Student and Family Access to Regional Travel Options through TDM

Implement TDM strategies to reduce traffic congestion and improve student transit access by working with school districts, students, and their families to reduce school related peak hour vehicle trips, increase safety, improve air quality, and promote equity. Provide tools for other family member to use alternative travel modes, including transit to access employment.

Funding

Phase	Start Date	Federal Fund Code	Federal Funds	State Fund Code	State Funds	Local Funds	Total
CN	2024	CMAQ	1,126,975		0	175,886	1,302,861
<b>Project Totals</b>			<b>1,126,975</b>		<b>0</b>	<b>175,886</b>	<b>1,302,861</b>

Expenditure Schedule

Phase	1st	2nd	3rd	4th	5th & 6th
ALL	1,302,861	0	0	0	0
<b>Totals</b>	<b>1,302,861</b>	<b>0</b>	<b>0</b>	<b>0</b>	<b>0</b>

Washington State S. T. I. P.

2024 to 2027

(Project Funds to Nearest Dollar)

MPO/RTPO: PSRC

Y Inside

N Outside

November 17, 2023

County: King

Agency: King Co. DOT - Road Services

Func Cls	Project Number	PIN	STIP ID	Imp Type	Total Project Length	Environmental Type	RW Required	Begin Termini	End Termini	Total Est. Cost of Project	STIP Amend. No.
04	17V3(001)		KGCO-174	05	0.070	CE	No	SW 225th Street	SW 227th Street	1,480,000	

Judd Creek Bridge 3184 Deck Resurfacing

Scarify the existing concrete deck and overlay using hydro demolition, overlay the deck with polyester concrete.

Funding

Phase	Start Date	Federal	Fund Code	Federal Funds	State Fund Code	State Funds	Local Funds	Total
CN	2024		BR	1,280,000		0	0	1,280,000
<b>Project Totals</b>				<b>1,280,000</b>		<b>0</b>	<b>0</b>	<b>1,280,000</b>

Expenditure Schedule

Phase	1st	2nd	3rd	4th	5th & 6th
ALL	1,280,000	0	0	0	0
<b>Totals</b>	<b>1,280,000</b>	<b>0</b>	<b>0</b>	<b>0</b>	<b>0</b>

Washington State S. T. I. P.

2024 to 2027

(Project Funds to Nearest Dollar)

MPO/RTPO: PSRC

Y Inside

N Outside

November 17, 2023

County: King

Agency: King Co. DOT - Road Services

Func Cls	Project Number	PIN	STIP ID	Imp Type	Total Project Length	Environmental Type	RW Required	Begin Termini	End Termini	Total Est. Cost of Project	STIP Amend. No.
00			KGCO-182	21	0.000	CE	No	N/A	N/A	750,000	

King County 2023 New Guardrail Project

Install guardrail at 10 locations countywide and complete associated ADA and utility work.

Funding

Phase	Start Date	Federal	Fund Code	Federal Funds	State Fund Code	State Funds	Local Funds	Total
CN	2024		HSIP	700,000		0	0	700,000
<b>Project Totals</b>				<b>700,000</b>		<b>0</b>	<b>0</b>	<b>700,000</b>

Expenditure Schedule

Phase	1st	2nd	3rd	4th	5th & 6th
ALL	700,000	0	0	0	0
<b>Totals</b>	<b>700,000</b>	<b>0</b>	<b>0</b>	<b>0</b>	<b>0</b>



Washington State S. T. I. P.

2024 to 2027

(Project Funds to Nearest Dollar)

MPO/RTPO: PSRC

Y Inside

N Outside

November 17, 2023

County: King

Agency: King Co. DOT - Road Services

Func Cls	Project Number	PIN	STIP ID	Imp Type	Total Project Length	Environmental Type	RW Required	Begin Termini	End Termini	Total Est. Cost of Project	STIP Amend. No.
05			KGCO-173	06	1.400	CE	No	NE 117th St	Batten Road NE	1,431,428	
NE Big Rock Road Overlay											
Grind and overlay the roadway surface.											

Funding

Phase	Start Date	Federal Funds		State Funds		Local Funds	Total
		Federal	Fund Code	State Fund Code	State Funds		
PE	2024					214,714	214,714
CN	2026		STBG(R)	1,052,458		164,256	1,216,714
<b>Project Totals</b>				<b>1,052,458</b>	<b>0</b>	<b>378,970</b>	<b>1,431,428</b>

Expenditure Schedule

Phase	1st	2nd	3rd	4th	5th & 6th
ALL	214,714	0	1,216,714	0	0
<b>Totals</b>	<b>214,714</b>	<b>0</b>	<b>1,216,714</b>	<b>0</b>	<b>0</b>

Washington State S. T. I. P.

2024 to 2027

(Project Funds to Nearest Dollar)

MPO/RTPO: PSRC

Y Inside

N Outside

November 17, 2023

County: King

Agency: King Co. DOT - Road Services

Func Cls	Project Number	PIN	STIP ID	Imp Type	Total Project Length	Environmental Type	RW Required	Begin Termini	End Termini	Total Est. Cost of Project	STIP Amend. No.
05	000S(665)		KGCO-169	04	0.000	CE	Yes	N/A	N/A	3,170,000	

S 360th St and 28th Ave S

This project will add a new single lane or compact roundabout at the intersection of S 360th St and 28th Ave S. Median approaches, crosswalk and roadway restriping, landscaping, and drainage improvements are included.

Funding

Phase	Start Date	Federal Fund Code	Federal Funds	State Fund Code	State Funds	Local Funds	Total
RW	2024	HSIP	150,000		0	0	150,000
CN	2024	HSIP	2,570,000		0	0	2,570,000
<b>Project Totals</b>			<b>2,720,000</b>		<b>0</b>	<b>0</b>	<b>2,720,000</b>

Expenditure Schedule

Phase	1st	2nd	3rd	4th	5th & 6th
ALL	2,720,000	0	0	0	0
<b>Totals</b>	<b>2,720,000</b>	<b>0</b>	<b>0</b>	<b>0</b>	<b>0</b>

Washington State S. T. I. P.

2024 to 2027

(Project Funds to Nearest Dollar)

MPO/RTPO: PSRC

Y Inside

N Outside

November 17, 2023

County: King

Agency: King Co. DOT - Road Services

Func Cls	Project Number	PIN	STIP ID	Imp Type	Total Project Length	Environmental Type	RW Required	Begin Termini	End Termini	Total Est. Cost of Project	STIP Amend. No.
04			KGCO-168	04	0.000	CE	Yes	N/A	N/A	4,150,000	

S 360th St at Military Road South Intersection Improvement

This project will add a new single lane roundabout. It includes installation of sidewalks, ADA improvements, lighting, and drainage features. Approach roadways will have minimum 11 foot lanes and 8 foot paved shoulders. Additional right of way will be purchased for a future southbound second lane. This future improvement will be completed when the single lane roundabout is nearing capacity.

Funding

Phase	Start Date	Federal Fund Code	Federal Funds	State Fund Code	State Funds	Local Funds	Total
CN	2024	CMAQ	2,703,125		0	421,875	3,125,000
<b>Project Totals</b>			<b>2,703,125</b>		<b>0</b>	<b>421,875</b>	<b>3,125,000</b>

Expenditure Schedule

Phase	1st	2nd	3rd	4th	5th & 6th
ALL	3,125,000	0	0	0	0
<b>Totals</b>	<b>3,125,000</b>	<b>0</b>	<b>0</b>	<b>0</b>	<b>0</b>

Washington State S. T. I. P.

2024 to 2027

(Project Funds to Nearest Dollar)

MPO/RTPO: PSRC

Y Inside

N Outside

November 17, 2023

County: King

Agency: King Co. DOT - Road Services

Func Cls	Project Number	PIN	STIP ID	Imp Type	Total Project Length	Environmental Type	RW Required	Begin Termini	End Termini	Total Est. Cost of Project	STIP Amend. No.
06			KGCO-178	20	0.010	CE	Yes	N/A	N/A	1,150,000	

SE 384th St

This project will remove an undersized culvert on 1st Creek and replace it with a fish passable drainage structure.

Funding

Phase	Start Date	Federal Fund Code	Federal Funds		State Fund Code	State Funds	Local Funds	Total
RW	2024			0	CRAB	67,500	7,500	75,000
CN	2026			0	CRAB	642,500	71,389	713,889
<b>Project Totals</b>				<b>0</b>		<b>710,000</b>	<b>78,889</b>	<b>788,889</b>

Expenditure Schedule

Phase	1st	2nd	3rd	4th	5th & 6th
ALL	75,000	0	713,889	0	0
<b>Totals</b>	<b>75,000</b>	<b>0</b>	<b>713,889</b>	<b>0</b>	<b>0</b>

Washington State S. T. I. P.

2024 to 2027

(Project Funds to Nearest Dollar)

MPO/RTPO: PSRC

Y Inside

N Outside

November 17, 2023

County: King

Agency: King Co. DOT - Road Services

Func Cls	Project Number	PIN	STIP ID	Imp Type	Total Project Length	Environmental Type	RW Required	Begin Termini	End Termini	Total Est. Cost of Project	STIP Amend. No.
04			KGCO-183	21		CE	Yes	N/A	N/A	1,401,000	

SE Covington-Sawyer Road at 164th Place SE Sightline Improvements

Improve sight distance by cutting back a slope, installing a retaining wall, and removing trees and vegetation.

Funding

Phase	Start Date	Federal	Fund Code	Federal Funds		State Funds	Local Funds	Total
				Fund Code	Funds			
RW	2024		HSIP		50,000	0	0	50,000
CN	2025		HSIP		1,126,000	0	0	1,126,000
<b>Project Totals</b>					<b>1,176,000</b>	<b>0</b>	<b>0</b>	<b>1,176,000</b>

Expenditure Schedule

Phase	1st	2nd	3rd	4th	5th & 6th
ALL	50,000	1,126,000	0	0	0
<b>Totals</b>	<b>50,000</b>	<b>1,126,000</b>	<b>0</b>	<b>0</b>	<b>0</b>

Washington State S. T. I. P.

2024 to 2027

(Project Funds to Nearest Dollar)

MPO/RTPO: PSRC

Y Inside

N Outside

November 17, 2023

County: King

Agency: King Co. DOT - Road Services

Func Cls	Project Number	PIN	STIP ID	Imp Type	Total Project Length	Environmental Type	RW Required	Begin Termini	End Termini	Total Est. Cost of Project	STIP Amend. No.
06	C171(002)		KGCO-166	04	0.000	CE	Yes	SE Green Valley Rd	218th Ave SE	2,619,365	

SE Green Valley Rd and 218th Ave SE Intersection Improvement

Construct a single-lane roundabout. Improvements will include roadway reconstruction, cement concrete curb, marked crosswalks, 8-foot shoulders, signs & markings, drainage improvements, water quality facility, landscaping, erosion/sediment control, and illumination.

Funding

Phase	Start Date	Federal Fund Code	Federal Funds	State Fund Code	State Funds	Local Funds	Total
RW	2024	STBG(R)	319,500		0	49,865	369,365
<b>Project Totals</b>			<b>319,500</b>		<b>0</b>	<b>49,865</b>	<b>369,365</b>

Expenditure Schedule

Phase	1st	2nd	3rd	4th	5th & 6th
ALL	369,365	0	0	0	0
<b>Totals</b>	<b>369,365</b>	<b>0</b>	<b>0</b>	<b>0</b>	<b>0</b>

Washington State S. T. I. P.

2024 to 2027

(Project Funds to Nearest Dollar)

MPO/RTPO: PSRC

Y Inside

N Outside

November 17, 2023

County: King

Agency: King Co. DOT - Road Services

Func Cls	Project Number	PIN	STIP ID	Imp Type	Total Project Length	Environmental Type	RW Required	Begin Termini	End Termini	Total Est. Cost of Project	STIP Amend. No.
06			KGCO-181	20	0.000	CE	Yes	N/A	N/A	2,270,800	

SE Reinig Road

Replace existing drainage structures with a fish passable box culvert. Widen shoulders and address clear zone deficiencies in the vicinity of the project.

Funding

Phase	Start Date	Federal	Fund Code	Federal Funds	State Fund Code	State Funds	Local Funds	Total
PE	2024			0	CRAB	415,800	100,000	515,800
RW	2025			0	CRAB	49,500	5,500	55,000
<b>Project Totals</b>				<b>0</b>		<b>465,300</b>	<b>105,500</b>	<b>570,800</b>

Expenditure Schedule

Phase	1st	2nd	3rd	4th	5th & 6th
ALL	515,800	55,000	0	0	0
<b>Totals</b>	<b>515,800</b>	<b>55,000</b>	<b>0</b>	<b>0</b>	<b>0</b>

Washington State S. T. I. P.

2024 to 2027

(Project Funds to Nearest Dollar)

MPO/RTPO: PSRC

Y Inside

N Outside

November 17, 2023

County: King

Agency: King Co. DOT - Road Services

Func Cls	Project Number	PIN	STIP ID	Imp Type	Total Project Length	Environmental Type	RW Required	Begin Termini	End Termini	Total Est. Cost of Project	STIP Amend. No.
00			KGCO-184	28	0.410	CE	Yes	8th Avenue SW	15th Avenue SW	2,220,000	

SW 102nd St (White Center) Pedestrian Safety

Install new sidewalk, curb ramps at street crossings, and associated drainage improvements with catch basins.

Funding

Phase	Start Date	Federal	Fund Code	Federal Funds	State Fund Code	State Funds	Local Funds	Total
PE	2024		TA(UL)	735,250		0	114,750	850,000
<b>Project Totals</b>				<b>735,250</b>		<b>0</b>	<b>114,750</b>	<b>850,000</b>

Expenditure Schedule

Phase	1st	2nd	3rd	4th	5th & 6th
ALL	850,000	0	0	0	0
<b>Totals</b>	<b>850,000</b>	<b>0</b>	<b>0</b>	<b>0</b>	<b>0</b>



Washington State S. T. I. P.

2024 to 2027

(Project Funds to Nearest Dollar)

MPO/RTPO: PSRC

Y Inside

N Outside

November 17, 2023

County: King

Agency: King Co. DOT - Road Services

Func Cls	Project Number	PIN	STIP ID	Imp Type	Total Project Length	Environmental Type	RW Required	Begin Termini	End Termini	Total Est. Cost of Project	STIP Amend. No.
00	000S(613)		KGCO-171	21	0.000	CE	No	N/A	N/A	840,000	

Upgrade Existing Overhead Flashers to LED Stop Signs

Install stop sign flashers at 17 intersections throughout Unincorporated King County. Remove overhead flashers and install stop sign flashers at 11 locations and install stop sign flashers at 6 locations that currently do not have overhead flashers. 7 of the 17 intersections are 2-way stop control with red/yellow overhead beacons.

Funding

Phase	Start Date	Federal Fund Code	Federal Funds	State Fund Code	State Funds	Local Funds	Total
CN	2024	HSIP	765,000		0	0	765,000
<b>Project Totals</b>			<b>765,000</b>		<b>0</b>	<b>0</b>	<b>765,000</b>

Expenditure Schedule

Phase	1st	2nd	3rd	4th	5th & 6th
ALL	765,000	0	0	0	0
<b>Totals</b>	<b>765,000</b>	<b>0</b>	<b>0</b>	<b>0</b>	<b>0</b>

	Federal Funds	State Funds	Local Funds	Total
<b>Agency Totals for King Co. DOT - Road Services</b>	<b>55,455,675</b>	<b>1,175,300</b>	<b>2,117,457</b>	<b>58,748,432</b>

Washington State S. T. I. P.

2024 to 2027

(Project Funds to Nearest Dollar)

MPO/RTPO: PSRC

Y Inside

N Outside

November 17, 2023

County: King

Agency: King Co. DOT - Transit

Func Cls	Project Number	PIN	STIP ID	Imp Type	Total Project Length	Environmental Type	RW Required	Begin Termini	End Termini	Total Est. Cost of Project	STIP Amend. No.
00			MET-256	23	0.000	CE	No	N/A	N/A	4,587,996	

12th and Jackson Transit Hub

Construct new transit passenger and pedestrian facilities at all four bus stops at the intersection. Work includes new unique and high visibility bus shelters with weather protected seating, sidewalk widening and curb bulb-outs, traveler information and wayfinding signs including real-time passenger information, pedestrian scale lighting, pedestrian guardrails, ADA curb ramps, and enhanced electrical infrastructure.

**Funding**

Phase	Start Date	Federal	Fund Code	Federal Funds		State Funds	Local Funds	Total
				Fund Code	Federal Funds			
CN	2025		CMAQ		1,000,000	0	762,163	1,762,163
CN	2026		CMAQ		1,000,000	0	762,163	1,762,163
<b>Project Totals</b>					<b>2,000,000</b>	<b>0</b>	<b>1,524,326</b>	<b>3,524,326</b>

**Expenditure Schedule**

Phase	1st	2nd	3rd	4th	5th & 6th
ALL	0	1,762,163	1,762,163	0	0
<b>Totals</b>	<b>0</b>	<b>1,762,163</b>	<b>1,762,163</b>	<b>0</b>	<b>0</b>

Washington State S. T. I. P.

2024 to 2027

(Project Funds to Nearest Dollar)

MPO/RTPO: PSRC

Y Inside

N Outside

November 17, 2023

County: King

Agency: King Co. DOT - Transit

Func Cls	Project Number	PIN	STIP ID	Imp Type	Total Project Length	Environmental Type	RW Required	Begin Termini	End Termini	Total Est. Cost of Project	STIP Amend. No.
00			MET-214	23	0.000	CE	No	N/A	N/A	12,199,000	

500K Substation Breaker Replacement

This project will replace obsolete DirectCurrent (DC) breakers at Metro Transit trolley sub-stations that have reached the end of their useful life.

**Funding**

Phase	Start Date	Federal Fund Code	Federal Funds		State Fund Code	State Funds	Local Funds	Total
			Federal	Fund Code				
CN	2024	5337		7,120,000		0	1,280,000	8,400,000
<b>Project Totals</b>				<b>7,120,000</b>		<b>0</b>	<b>1,280,000</b>	<b>8,400,000</b>

**Expenditure Schedule**

Phase	1st	2nd	3rd	4th	5th & 6th
ALL	8,400,000	0	0	0	0
<b>Totals</b>	<b>8,400,000</b>	<b>0</b>	<b>0</b>	<b>0</b>	<b>0</b>

Washington State S. T. I. P.

2024 to 2027

(Project Funds to Nearest Dollar)

MPO/RTPO: PSRC

Y Inside

N Outside

November 17, 2023

County: King

Agency: King Co. DOT - Transit

Func Cls	Project Number	PIN	STIP ID	Imp Type	Total Project Length	Environmental Type	RW Required	Begin Termini	End Termini	Total Est. Cost of Project	STIP Amend. No.
00			MET-215	23	0.000	CE	No	N/A	N/A	13,622,183	

Atlantic Base Maintenance Building HVAC Replacement

Replace HVAC system at KC Metro's Atlantic Base as it has reached the end of its useful life. Atlantic Base supports Metro's trolley bus system operations. A new HVAC system will provide opportunities to use new mechanical/electrical technologies, be more energy efficient and reduce operating costs.

Funding

Phase	Start Date	Federal Fund Code	Federal Funds		State Fund Code	State Funds	Local Funds	Total
			Federal Funds	State Funds				
CN	2024	5337	1,000,000			0	250,000	1,250,000
<b>Project Totals</b>			<b>1,000,000</b>			<b>0</b>	<b>250,000</b>	<b>1,250,000</b>

Expenditure Schedule

Phase	1st	2nd	3rd	4th	5th & 6th
ALL	1,250,000	0	0	0	0
<b>Totals</b>	<b>1,250,000</b>	<b>0</b>	<b>0</b>	<b>0</b>	<b>0</b>

Washington State S. T. I. P.

2024 to 2027

(Project Funds to Nearest Dollar)

MPO/RTPO: PSRC

Y Inside

N Outside

November 17, 2023

County: King

Agency: King Co. DOT - Transit

Func Cls	Project Number	PIN	STIP ID	Imp Type	Total Project Length	Environmental Type	RW Required	Begin Termini	End Termini	Total Est. Cost of Project	STIP Amend. No.
00			MET-216	23	0.000	CE	No	N/A	N/A	55,678,058	

Atlantic Base Pavement Replacement

Replace pavement at Metro's Atlantic Base. Atlantic Base provides support to Metro's trolley bus system operations. The project will include the removal and replacement of the concrete bus parking areas, the removal and replacement of the sanitary/storm water drainage systems, the removal and replacement of the overhead DC trolley wire system, the removal and replacement of the existing site lighting standards and fixtures, and the removal and replacement of the existing perimeter chain link fence.

Funding

Phase	Start Date	Federal Fund Code	Federal Funds	State Fund Code	State Funds	Local Funds	Total
CN	2024	5337	17,664,303		0	20,984,478	38,648,781
<b>Project Totals</b>			<b>17,664,303</b>		<b>0</b>	<b>20,984,478</b>	<b>38,648,781</b>

Expenditure Schedule

Phase	1st	2nd	3rd	4th	5th & 6th
ALL	38,648,781	0	0	0	0
<b>Totals</b>	<b>38,648,781</b>	<b>0</b>	<b>0</b>	<b>0</b>	<b>0</b>

Washington State S. T. I. P.

2024 to 2027

(Project Funds to Nearest Dollar)

MPO/RTPO: PSRC

Y Inside

N Outside

November 17, 2023

County: King

Agency: King Co. DOT - Transit

Func Cls	Project Number	PIN	STIP ID	Imp Type	Total Project Length	Environmental Type	RW Required	Begin Termini	End Termini	Total Est. Cost of Project	STIP Amend. No.
00			MET-223	23	0.000	CE	No	N/A	N/A	2,500,000	

Atlantic Base Trolley Infrastructure Replacement

Replace Trolley System Infrastructure at Atlantic Base. The project elements may include pole foundations, poles, couplings, wires, and switches. The project includes PSRC FTA earned share funds for FFY 2022.

**Funding**

Phase	Start Date	Federal	Fund Code	Federal Funds	State Fund Code	State Funds	Local Funds	Total
CN	2024		5337	2,000,000		0	500,000	2,500,000
<b>Project Totals</b>				<b>2,000,000</b>		<b>0</b>	<b>500,000</b>	<b>2,500,000</b>

**Expenditure Schedule**

Phase	1st	2nd	3rd	4th	5th & 6th
ALL	2,500,000	0	0	0	0
<b>Totals</b>	<b>2,500,000</b>	<b>0</b>	<b>0</b>	<b>0</b>	<b>0</b>

Washington State S. T. I. P.

2024 to 2027

(Project Funds to Nearest Dollar)

MPO/RTPO: PSRC

Y Inside

N Outside

November 17, 2023

County: King

Agency: King Co. DOT - Transit

Func Cls	Project Number	PIN	STIP ID	Imp Type	Total Project Length	Environmental Type	RW Required	Begin Termini	End Termini	Total Est. Cost of Project	STIP Amend. No.
00			MET-235	23	0.000	CE	No	N/A	N/A	2,330,951	

Atlantic Base Trolley Power System Replacement

This project will purchase and install power system support equipment needed to maintain the Atlantic Base Trolley network power delivery system at multiple substations in a state of good repair. This project programs FFY 2023 and 2024 funding.

Funding

Phase	Start Date	Federal Fund Code	Federal Funds	State Fund Code	State Funds	Local Funds	Total
CN	2024	5337	1,864,761		0	466,190	2,330,951
<b>Project Totals</b>			<b>1,864,761</b>		<b>0</b>	<b>466,190</b>	<b>2,330,951</b>

Expenditure Schedule

Phase	1st	2nd	3rd	4th	5th & 6th
ALL	2,330,951	0	0	0	0
<b>Totals</b>	<b>2,330,951</b>	<b>0</b>	<b>0</b>	<b>0</b>	<b>0</b>

Washington State S. T. I. P.

2024 to 2027

(Project Funds to Nearest Dollar)

MPO/RTPO: PSRC

Y Inside

N Outside

November 17, 2023

County: King

Agency: King Co. DOT - Transit

Func Cls	Project Number	PIN	STIP ID	Imp Type	Total Project Length	Environmental Type	RW Required	Begin Termini	End Termini	Total Est. Cost of Project	STIP Amend. No.
00			MET-232	23	0.000	CE	No	N/A	N/A	19,895,714	

Atlantic Base Vehicle Maintenance Bus Lifts

Replace up to nine bus lifts located at Metro's Atlantic Central Base. These new bus lifts will replace lifts that have reached the end of their useful life and need to be replaced.

**Funding**

Phase	Start Date	Federal	Fund Code	Federal Funds	State Fund Code	State Funds	Local Funds	Total
PE	2024		5337	4,400,000		0	1,257,102	5,657,102
CN	2024		5337	9,174,199		0	3,263,068	12,437,267
<b>Project Totals</b>				<b>13,574,199</b>		<b>0</b>	<b>4,520,170</b>	<b>18,094,369</b>

**Expenditure Schedule**

Phase	1st	2nd	3rd	4th	5th & 6th
ALL	18,094,369	0	0	0	0
<b>Totals</b>	<b>18,094,369</b>	<b>0</b>	<b>0</b>	<b>0</b>	<b>0</b>



Washington State S. T. I. P.

2024 to 2027

(Project Funds to Nearest Dollar)

MPO/RTPO: PSRC

Y Inside

N Outside

November 17, 2023

County: King

Agency: King Co. DOT - Transit

Func Cls	Project Number	PIN	STIP ID	Imp Type	Total Project Length	Environmental Type	RW Required	Begin Termini	End Termini	Total Est. Cost of Project	STIP Amend. No.
00			MET-249	23	0.000	CE	No	N/A	N/A	3,047,304	

Atlantic Base Wash Systems Vacuum Replacement

This project replaces the vacuum systems at the fuel and wash facilities at Atlantic Base.

Funding

Phase	Start Date	Federal Fund Code	Federal Funds		State Fund Code	State Funds	Local Funds	Total
			Federal	Fund Code				
PE	2024	5337		440,000		0	126,204	566,204
CN	2024	5337		1,984,880		0	496,220	2,481,100
<b>Project Totals</b>				<b>2,424,880</b>		<b>0</b>	<b>622,424</b>	<b>3,047,304</b>

Expenditure Schedule

Phase	1st	2nd	3rd	4th	5th & 6th
ALL	3,047,304	0	0	0	0
<b>Totals</b>	<b>3,047,304</b>	<b>0</b>	<b>0</b>	<b>0</b>	<b>0</b>

Washington State S. T. I. P.

2024 to 2027

(Project Funds to Nearest Dollar)

MPO/RTPO: PSRC

Y Inside

N Outside

November 17, 2023

County: King

Agency: King Co. DOT - Transit

Func Cls	Project Number	PIN	STIP ID	Imp Type	Total Project Length	Environmental Type	RW Required	Begin Termini	End Termini	Total Est. Cost of Project	STIP Amend. No.
00			MET-217	23	0.000	CE	No	N/A	N/A	8,389,943	

Broad Street Substation Transformer Replacement

The Broad Street Substation supports King County Metro's trolley bus system operations. This project will replace the DC power main switchgear/distribution unit based on age and condition, the AC power main switchgear/distribution unit based on age and condition, the AC step down transformer based on age and obsolete components, the back-up power battery system based on age and condition, and the DC power rectifier unit based on age and condition.

**Funding**

Phase	Start Date	Federal Fund Code	Federal Funds	State Fund Code	State Funds	Local Funds	Total
CN	2024	5337	5,388,000		0	1,501,943	6,889,943
<b>Project Totals</b>			<b>5,388,000</b>		<b>0</b>	<b>1,501,943</b>	<b>6,889,943</b>

**Expenditure Schedule**

Phase	1st	2nd	3rd	4th	5th & 6th
ALL	6,889,943	0	0	0	0
<b>Totals</b>	<b>6,889,943</b>	<b>0</b>	<b>0</b>	<b>0</b>	<b>0</b>

Washington State S. T. I. P.

2024 to 2027

(Project Funds to Nearest Dollar)

MPO/RTPO: PSRC

Y Inside

N Outside

November 17, 2023

County: King

Agency: King Co. DOT - Transit

Func Cls	Project Number	PIN	STIP ID	Imp Type	Total Project Length	Environmental Type	RW Required	Begin Termini	End Termini	Total Est. Cost of Project	STIP Amend. No.
00			MET-222	23	0.000	EA	No	N/A	N/A	33,761,126	

Bus Replacements 2021-2022

This project will purchase approximately 18 new 60? diesel electric hybrid and 40? and 60? battery electric buses to replace buses that are beyond their retirement age. The project includes PSRC FTA funds scheduled to be expended over the span of FFY's 2021-2023. Replacement vehicles may include diesel electric hybrid drive utilizing ultra-low sulfur fuel, or battery electric buses.

**Funding**

Phase	Start Date	Federal Fund Code	Federal Funds		State Fund Code	State Funds	Local Funds	Total
			Federal Funds	State Funds				
CN	2024	5307	3,285,339	0		0	18,255,340	21,540,679
CN	2024	5339	12,220,447	0		0	0	12,220,447
<b>Project Totals</b>			<b>15,505,786</b>	<b>0</b>		<b>0</b>	<b>18,255,340</b>	<b>33,761,126</b>

**Expenditure Schedule**

Phase	1st	2nd	3rd	4th	5th & 6th
ALL	33,761,126	0	0	0	0
<b>Totals</b>	<b>33,761,126</b>	<b>0</b>	<b>0</b>	<b>0</b>	<b>0</b>

Washington State S. T. I. P.

2024 to 2027

(Project Funds to Nearest Dollar)

MPO/RTPO: PSRC

Y Inside

N Outside

November 17, 2023

County: King

Agency: King Co. DOT - Transit

Func Cls	Project Number	PIN	STIP ID	Imp Type	Total Project Length	Environmental Type	RW Required	Begin Termini	End Termini	Total Est. Cost of Project	STIP Amend. No.
00			MET-250	23	0.000	DCE	No	N/A	N/A	94,692,209	

Interim Base Battery Electric Bus Charging Depot

Design and build charging infrastructure to support operations of up to 105 Battery Electric Buses (BEB). This project will install electrical equipment and supporting infrastructure which may include items such as overhead gantries, transformers, switchgear, chargers, cabling, and charging connectors.

Funding

Phase	Start Date	Federal Fund Code	Federal Funds		State Fund Code	State Funds	Local Funds	Total
			Federal Funds	State Funds				
CN	2024	5307	7,950,000		MAW	7,000,000	67,170,522	82,120,522
<b>Project Totals</b>			<b>7,950,000</b>			<b>7,000,000</b>	<b>67,170,522</b>	<b>82,120,522</b>

Expenditure Schedule

Phase	1st	2nd	3rd	4th	5th & 6th
ALL	82,120,522	0	0	0	0
<b>Totals</b>	<b>82,120,522</b>	<b>0</b>	<b>0</b>	<b>0</b>	<b>0</b>

Washington State S. T. I. P.

2024 to 2027

(Project Funds to Nearest Dollar)

MPO/RTPO: PSRC

Y Inside

N Outside

November 17, 2023

County: King

Agency: King Co. DOT - Transit

Func Cls	Project Number	PIN	STIP ID	Imp Type	Total Project Length	Environmental Type	RW Required	Begin Termini	End Termini	Total Est. Cost of Project	STIP Amend. No.
00			MET-218	23	0.000	CE	No	N/A	N/A	23,118,774	

KCM Service Expansion Battery Electric Bus Service

Acquisition of eight expansion buses and the construction of eight charging stations. The 8 buses will be slow-charge/extended range battery electric buses (BEB). The chargers would be installed at Metro's South Base and the buses would operate out of South Base, a bus maintenance and operations facility located in Tukwila that primarily serves south King County.

Funding

Phase	Start Date	Federal Fund Code	Federal Funds		State Fund Code	State Funds	Local Funds	Total
			Federal Funds	State Funds				
CN	2024	5307	5,840,000			0	648,889	6,488,889
<b>Project Totals</b>			<b>5,840,000</b>			<b>0</b>	<b>648,889</b>	<b>6,488,889</b>

Expenditure Schedule

Phase	1st	2nd	3rd	4th	5th & 6th
ALL	6,488,889	0	0	0	0
<b>Totals</b>	<b>6,488,889</b>	<b>0</b>	<b>0</b>	<b>0</b>	<b>0</b>

Washington State S. T. I. P.

2024 to 2027

(Project Funds to Nearest Dollar)

MPO/RTPO: PSRC

Y Inside

N Outside

November 17, 2023

County: King

Agency: King Co. DOT - Transit

Func Cls	Project Number	PIN	STIP ID	Imp Type	Total Project Length	Environmental Type	RW Required	Begin Termini	End Termini	Total Est. Cost of Project	STIP Amend. No.
00			MET-251	23	0.000	CE	No	N/A	N/A	17,824,310	

KCM Sound Transit Link Passenger Improvements

Improvements may include new or relocated Metro bus stops, shelters, benches, lighting, real-time bus arrival information, and wayfinding signs adjacent to Sound Transit (ST) East Link stations, Downtown Redmond Link Extension stations, and the ST Lynnwood Link Extension stations.

**Funding**

Phase	Start Date	Federal	Fund Code	Federal Funds	State Fund Code	State Funds	Local Funds	Total
PE	2024		5307	3,300,000		0	973,371	4,273,371
CN	2024		5307	10,840,751		0	2,710,188	13,550,939
<b>Project Totals</b>				<b>14,140,751</b>		<b>0</b>	<b>3,683,559</b>	<b>17,824,310</b>

**Expenditure Schedule**

Phase	1st	2nd	3rd	4th	5th & 6th
ALL	17,824,310	0	0	0	0
<b>Totals</b>	<b>17,824,310</b>	<b>0</b>	<b>0</b>	<b>0</b>	<b>0</b>

Washington State S. T. I. P.

2024 to 2027

(Project Funds to Nearest Dollar)

MPO/RTPO: PSRC

Y Inside

N Outside

November 17, 2023

County: King

Agency: King Co. DOT - Transit

Func Cls	Project Number	PIN	STIP ID	Imp Type	Total Project Length	Environmental Type	RW Required	Begin Termini	End Termini	Total Est. Cost of Project	STIP Amend. No.
00			MET-238	23	0.000	CE	No	N/A	N/A	166,689,409	

King County Metro Bus Acquisition 2023-2024

This project will purchase buses to replace buses that are beyond their retirement age or expand the existing bus fleet. The current amount programmed will be used to purchase approximately 140 vehicles. The project includes PSRC FTA funds programmed for FFYs 2023-2024. The 5337 HIMB funds will be used to acquire replacement buses that will operate on HOV lanes. The project also includes workforce development elements supporting maintenance and operations of the buses. These include support for apprenticeship positions, training courses, and career pathways community outreach.

**Funding**

Phase	Start Date	Federal Fund Code	Federal Funds		State Fund Code	State Funds	Local Funds	Total
			Federal	Fund Code				
CN	2024	5307		64,173,627		0	50,642,285	114,815,912
CN	2024	5337		8,038,793		0	0	8,038,793
CN	2024	5339		10,282,070		0	0	10,282,070
CN	2024	5339(c)		33,552,634		0	0	33,552,634
<b>Project Totals</b>				<b>116,047,124</b>		<b>0</b>	<b>50,642,285</b>	<b>166,689,409</b>

**Expenditure Schedule**

Phase	1st	2nd	3rd	4th	5th & 6th
ALL	166,689,409	0	0	0	0
<b>Totals</b>	<b>166,689,409</b>	<b>0</b>	<b>0</b>	<b>0</b>	<b>0</b>

Washington State S. T. I. P.

2024 to 2027

(Project Funds to Nearest Dollar)

MPO/RTPO: PSRC

Y Inside

N Outside

November 17, 2023

County: King

Agency: King Co. DOT - Transit

Func Cls	Project Number	PIN	STIP ID	Imp Type	Total Project Length	Environmental Type	RW Required	Begin Termini	End Termini	Total Est. Cost of Project	STIP Amend. No.
00			MET-257	24	0.000	CE	No	N/A	N/A	2,312,139	

King County Post Pandemic TDM

Apply effective transportation demand management (TDM) strategies to increase transit and rideshare ridership. The project will focus on 24 designated Regional Growth and MIC Centers in both King and Snohomish counties. Work will include production of educational resources to support sustained mode shifts, outreach and commuter van subsidies, robust employer marketing strategies and incentives, creation of travel maps and interactive online tools, build and distribute customized travel training modules, support Transportation Management Associations, and provide small business incentives.

**Funding**

Phase	Start Date	Federal Fund Code	Federal Funds		State Fund Code	State Funds	Local Funds	Total
			Federal	Fund Code				
CN	2025	CMAQ	1,000,000			0	156,069	1,156,069
CN	2026	CMAQ	1,000,000			0	156,070	1,156,070
<b>Project Totals</b>			<b>2,000,000</b>			<b>0</b>	<b>312,139</b>	<b>2,312,139</b>

**Expenditure Schedule**

Phase	1st	2nd	3rd	4th	5th & 6th
ALL	0	1,156,069	1,156,070	0	0
<b>Totals</b>	<b>0</b>	<b>1,156,069</b>	<b>1,156,070</b>	<b>0</b>	<b>0</b>



Washington State S. T. I. P.

2024 to 2027

(Project Funds to Nearest Dollar)

MPO/RTPO: PSRC

Y Inside

N Outside

November 17, 2023

County: King

Agency: King Co. DOT - Transit

Func Cls	Project Number	PIN	STIP ID	Imp Type	Total Project Length	Environmental Type	RW Required	Begin Termini	End Termini	Total Est. Cost of Project	STIP Amend. No.
00			MET-252	23	0.000	CE	No	N/A	N/A	39,731,570	

Metro Base Facilities HVAC Replacements

This project includes the replacement of multiple HVAC system components at 1) Metro's South Base Component Supply Center, South Base Vehicle Maintenance and South Base Facilities Maintenance buildings; and 2) Metro's East Base Operations building. This is a multi-year project and the programming reflects the funds available within the span of the current TIP.

**Funding**

Phase	Start Date	Federal Fund Code	Federal Funds		State Fund Code	State Funds	Local Funds	Total
			Federal	Fund Code				
PE	2024	5307		4,089,766		0	1,364,413	5,454,179
PE	2024	5339		567,885		0	0	567,885
CN	2024	5307		12,382,349		0	21,327,157	33,709,506
<b>Project Totals</b>				<b>17,040,000</b>		<b>0</b>	<b>22,691,570</b>	<b>39,731,570</b>

**Expenditure Schedule**

Phase	1st	2nd	3rd	4th	5th & 6th
ALL	39,731,570	0	0	0	0
<b>Totals</b>	<b>39,731,570</b>	<b>0</b>	<b>0</b>	<b>0</b>	<b>0</b>

Washington State S. T. I. P.

2024 to 2027

(Project Funds to Nearest Dollar)

MPO/RTPO: PSRC

Y Inside

N Outside

November 17, 2023

County: King

Agency: King Co. DOT - Transit

Func Cls	Project Number	PIN	STIP ID	Imp Type	Total Project Length	Environmental Type	RW Required	Begin Termini	End Termini	Total Est. Cost of Project	STIP Amend. No.
00			MET-239	23	0.000	CE	No	N/A	N/A	3,850,000	

On-Demand Feeder-to-Fixed Route Connections to Transit Program

Metro will contract with a service provider to provide on-demand feeder-to-fixed route (F2FR) service for two years at three newly expanded transit hubs located in Regional Centers: Federal Way Transit Center, Auburn Transit Center, and Redmond Technology Station.

**Funding**

Phase	Start Date	Federal	Fund Code	Federal Funds	State Fund Code	State Funds	Local Funds	Total
CN	2024		CMAQ	1,000,000		0	250,000	1,250,000
<b>Project Totals</b>				<b>1,000,000</b>		<b>0</b>	<b>250,000</b>	<b>1,250,000</b>

**Expenditure Schedule**

Phase	1st	2nd	3rd	4th	5th & 6th
ALL	1,250,000	0	0	0	0
<b>Totals</b>	<b>1,250,000</b>	<b>0</b>	<b>0</b>	<b>0</b>	<b>0</b>

Washington State S. T. I. P.

2024 to 2027

(Project Funds to Nearest Dollar)

MPO/RTPO: PSRC

Y Inside

N Outside

November 17, 2023

County: King

Agency: King Co. DOT - Transit

Func Cls	Project Number	PIN	STIP ID	Imp Type	Total Project Length	Environmental Type	RW Required	Begin Termini	End Termini	Total Est. Cost of Project	STIP Amend. No.
00			MET-227	23	0.000	CE	No	N/A	N/A	5,774,520	

Replacement of Overhead Trolley Infrastructure 2021-2022

Project will purchase and install overhead infrastructure and items for Metro's trolley system that have reached the end of their useful life and need to be replaced. This work includes such items as wire, connecting wires, switches and other hardware. Depending on the number and complexity of projects utilizing this funding, the federal amount could represent a range from 20 to 80 percent of the overall budget for this activity. The project includes PSRC FTA earned share funds for FFY 2021 .

**Funding**

Phase	Start Date	Federal Fund Code	Federal Funds	State Fund Code	State Funds	Local Funds	Total
CN	2024	5337	4,619,616		0	1,154,904	5,774,520
<b>Project Totals</b>			<b>4,619,616</b>		<b>0</b>	<b>1,154,904</b>	<b>5,774,520</b>

**Expenditure Schedule**

Phase	1st	2nd	3rd	4th	5th & 6th
ALL	5,774,520	0	0	0	0
<b>Totals</b>	<b>5,774,520</b>	<b>0</b>	<b>0</b>	<b>0</b>	<b>0</b>

Washington State S. T. I. P.

2024 to 2027

(Project Funds to Nearest Dollar)

MPO/RTPO: PSRC

Y Inside

N Outside

November 17, 2023

County: King

Agency: King Co. DOT - Transit

Func Cls	Project Number	PIN	STIP ID	Imp Type	Total Project Length	Environmental Type	RW Required	Begin Termini	End Termini	Total Est. Cost of Project	STIP Amend. No.
00			MET-255	23	0.000	DCE	No	Othello Link Light Rail Station	12th Ave S and S Jackson St	5,350,090	

Route 36 Speed and Reliability Corridor Improvements

Design and construct transit speed, reliability, and access improvements along Metro Route 36, a trolley bus route, operating between Othello Link Light Rail Station and Downtown Seattle (12th Ave S and S Jackson St) via Beacon Hill. Improvements may include transit signal priority, bus-only lanes, signage, bus zone bulb-outs, bus stop consolidation and optimization, improved lighting, crosswalk and sidewalk improvements, and other treatments. The project will design and implement Overhead Contact System modifications needed to accommodate the proposed improvements to maintain trolley bus operations.

Funding

Phase	Start Date	Federal	Fund Code	Federal Funds	State Fund Code	State Funds	Local Funds	Total
CN	2024		5307	2,449,000		0	1,724,645	4,173,645
<b>Project Totals</b>				<b>2,449,000</b>		<b>0</b>	<b>1,724,645</b>	<b>4,173,645</b>

Expenditure Schedule

Phase	1st	2nd	3rd	4th	5th & 6th
ALL	4,173,645	0	0	0	0
<b>Totals</b>	<b>4,173,645</b>	<b>0</b>	<b>0</b>	<b>0</b>	<b>0</b>

Washington State S. T. I. P.

2024 to 2027

(Project Funds to Nearest Dollar)

MPO/RTPO: PSRC

Y Inside

N Outside

November 17, 2023

County: King

Agency: King Co. DOT - Transit

Func Cls	Project Number	PIN	STIP ID	Imp Type	Total Project Length	Environmental Type	RW Required	Begin Termini	End Termini	Total Est. Cost of Project	STIP Amend. No.
03		NA	SEA-199	23	1.000	CE	No	E. John St.	Mt. Baker Light Rail Station	14,571,778	

Route 48 South Electrification

Install new overhead catenary system (OCS) wires between E. John and Cherry Streets. Construct at least one substation and feeder wire to power the gap between John and Cherry. Construct other trolley improvements to facilitate off-wire to on wire operations as necessary for Route 48. Improve bus stops that serve Route 48 on the 23rd Ave corridor from South Jackson Street to Mount Baker Light Rail Station. Bus stop improvements may include real time information signs, off-board fare payment, lighting, and improvements to pedestrian access to the bus stops.

Funding

Phase	Start Date	Federal Fund Code	Federal Funds	State Fund Code	State Funds	Local Funds	Total
CN	2024	5307	4,400,000		0	1,100,000	5,500,000
<b>Project Totals</b>			<b>4,400,000</b>		<b>0</b>	<b>1,100,000</b>	<b>5,500,000</b>

Expenditure Schedule

Phase	1st	2nd	3rd	4th	5th & 6th
ALL	5,500,000	0	0	0	0
<b>Totals</b>	<b>5,500,000</b>	<b>0</b>	<b>0</b>	<b>0</b>	<b>0</b>

Washington State S. T. I. P.

2024 to 2027

(Project Funds to Nearest Dollar)

MPO/RTPO: PSRC

Y Inside

N Outside

November 17, 2023

County: King

Agency: King Co. DOT - Transit

Func Cls	Project Number	PIN	STIP ID	Imp Type	Total Project Length	Environmental Type	RW Required	Begin Termini	End Termini	Total Est. Cost of Project	STIP Amend. No.
00			MET-240	28	0.000	DCE	No	N/A	N/A	2,275,229	

Safe Routes to Transit: RapidRide I Line

Design and construct needed non-motorized improvements within the cities of Renton, Kent and Auburn to help provide safer non-motorized access to Metro's RapidRide I Line, anticipated to begin service in 2023. The safety improvements at various locations may include safer pedestrian crossings, curb ramps, pedestrian-scale lighting, pedestrian refuge islands, shared use paths, sidewalk buffers, signal improvements, buffered bikeways and other improvements.

**Funding**

Phase	Start Date	Federal Fund Code	Federal Funds	State Fund Code	State Funds	Local Funds	Total
CN	2024	STBG(UL)	927,649		0	144,778	1,072,427
<b>Project Totals</b>			<b>927,649</b>		<b>0</b>	<b>144,778</b>	<b>1,072,427</b>

**Expenditure Schedule**

Phase	1st	2nd	3rd	4th	5th & 6th
ALL	1,072,427	0	0	0	0
<b>Totals</b>	<b>1,072,427</b>	<b>0</b>	<b>0</b>	<b>0</b>	<b>0</b>

Washington State S. T. I. P.

2024 to 2027

(Project Funds to Nearest Dollar)

MPO/RTPO: PSRC

Y Inside

N Outside

November 17, 2023

County: King

Agency: King Co. DOT - Transit

Func Cls	Project Number	PIN	STIP ID	Imp Type	Total Project Length	Environmental Type	RW Required	Begin Termini	End Termini	Total Est. Cost of Project	STIP Amend. No.
00			MET-258	23	0.000	DCE	No	N/A	N/A	415,252,873	

South Annex Base Expansion and Electrification

Upgrade South Campus in Tukwila by acquiring and installing electric charging infrastructure to support 250 new 100% electric buses; adding 14 vehicle maintenance bays, steam bay, inspection bay, bus exterior and interior wash bays, bus fueling, underground electric infrastructure and, operator spaces; daylight two branches of Riverton Creek, and add signalization and frontage improvements to support pedestrian and bicycle travel in the vicinity.

Funding

Phase	Start Date	Federal Fund Code	Federal Funds	State Fund Code	State Funds	Local Funds	Total
CN	2025	CMAQ	8,225,000		0	348,914,931	357,139,931
<b>Project Totals</b>			<b>8,225,000</b>		<b>0</b>	<b>348,914,931</b>	<b>357,139,931</b>

Expenditure Schedule

Phase	1st	2nd	3rd	4th	5th & 6th
ALL	0	357,139,931	0	0	0
<b>Totals</b>	<b>0</b>	<b>357,139,931</b>	<b>0</b>	<b>0</b>	<b>0</b>

Washington State S. T. I. P.

2024 to 2027

(Project Funds to Nearest Dollar)

MPO/RTPO: PSRC

Y Inside

N Outside

November 17, 2023

County: King

Agency: King Co. DOT - Transit

Func Cls	Project Number	PIN	STIP ID	Imp Type	Total Project Length	Environmental Type	RW Required	Begin Termini	End Termini	Total Est. Cost of Project	STIP Amend. No.
03			MET-241	23	0.000	DCE	No	N/A	N/A	7,274,000	

South King County Corridor Speed and Reliability Improvements

Construct transit speed and reliability improvements on congested segments of Metro Routes 165 and 181 in south King County including, but not limited to implementing enhanced HOV lanes, new bus lanes/bypass lanes, signal queue jumps, intersection turning restrictions, bus bulbs, signal timing optimization, improved bus stop spacing, passenger facility improvements, transit signal priority, off-board fare collection, channelization improvements, improved access to bus stops, and bus layover improvements.

**Funding**

Phase	Start Date	Federal Fund Code	Federal Funds	State Fund Code	State Funds	Local Funds	Total
CN	2024	5307	3,650,000		0	1,217,000	4,867,000
<b>Project Totals</b>			<b>3,650,000</b>		<b>0</b>	<b>1,217,000</b>	<b>4,867,000</b>

**Expenditure Schedule**

Phase	1st	2nd	3rd	4th	5th & 6th
ALL	4,867,000	0	0	0	0
<b>Totals</b>	<b>4,867,000</b>	<b>0</b>	<b>0</b>	<b>0</b>	<b>0</b>



Washington State S. T. I. P.

2024 to 2027

(Project Funds to Nearest Dollar)

MPO/RTPO: PSRC

Y Inside

N Outside

November 17, 2023

County: King

Agency: King Co. DOT - Transit

Func Cls	Project Number	PIN	STIP ID	Imp Type	Total Project Length	Environmental Type	RW Required	Begin Termini	End Termini	Total Est. Cost of Project	STIP Amend. No.
00			MET-259	23	0.000	CE	No	N/A	N/A	26,350,152	

Trolley Energy Storage System Replacement

Purchase and install Energy Storage System (ESS) units for approximately 170 of Metro's electric trolley buses that are at or beyond their useful lives. The replacement ESS units will provide improved performance and better off wire capabilities. Project is funded with federal funds using state toll credits as local match.

Funding

Phase	Start Date	Federal Fund Code	Federal Funds		State Fund Code	State Funds	Local Funds	Total
			Federal Funds	State Funds				
CN	2024	5337	24,685,000			0	1,665,152	26,350,152
<b>Project Totals</b>			<b>24,685,000</b>			<b>0</b>	<b>1,665,152</b>	<b>26,350,152</b>

Expenditure Schedule

Phase	1st	2nd	3rd	4th	5th & 6th
ALL	26,350,152	0	0	0	0
<b>Totals</b>	<b>26,350,152</b>	<b>0</b>	<b>0</b>	<b>0</b>	<b>0</b>

Washington State S. T. I. P.

2024 to 2027

(Project Funds to Nearest Dollar)

MPO/RTPO: PSRC

Y Inside

N Outside

November 17, 2023

County: King

Agency: King Co. DOT - Transit

Func Cls	Project Number	PIN	STIP ID	Imp Type	Total Project Length	Environmental Type	RW Required	Begin Termini	End Termini	Total Est. Cost of Project	STIP Amend. No.
00			MET-228	23	0.000	CE	No	N/A	N/A	2,000,000	

Trolley Pole Replacement 2021-2022

This project will purchase and install support poles and related accessories and items for Metro's trolley system that need to be replaced. The total number of poles to be purchased (replaced) using these funds is approximately 200. The project includes PSRC FTA funds scheduled to be expended over the span of FFYs 2021-2022.

Funding

Phase	Start Date	Federal Fund Code	Federal Funds		State Fund Code	State Funds	Local Funds	Total
			Federal Funds	State Funds				
CN	2024	5337	1,600,000			0	400,000	2,000,000
<b>Project Totals</b>			<b>1,600,000</b>			<b>0</b>	<b>400,000</b>	<b>2,000,000</b>

Expenditure Schedule

Phase	1st	2nd	3rd	4th	5th & 6th
ALL	2,000,000	0	0	0	0
<b>Totals</b>	<b>2,000,000</b>	<b>0</b>	<b>0</b>	<b>0</b>	<b>0</b>

Washington State S. T. I. P.

2024 to 2027

(Project Funds to Nearest Dollar)

MPO/RTPO: PSRC

Y Inside

N Outside

November 17, 2023

County: King

Agency: King Co. DOT - Transit

Func Cls	Project Number	PIN	STIP ID	Imp Type	Total Project Length	Environmental Type	RW Required	Begin Termini	End Termini	Total Est. Cost of Project	STIP Amend. No.
00			MET-242	23	0.000	CE	No	N/A	N/A	4,198,750	

Trolley Pole Replacement 2023-2024

This project will purchase and install support poles and related accessories and items for Metro's trolley system that need to be replaced. The total number of poles to be purchased(replaced) using these funds is approximately 200. The project includes PSRC FTA funds scheduled to be programmed over the span of FFYs 2023-2024.

Funding

Phase	Start Date	Federal Fund Code	Federal Funds		State Fund Code	State Funds	Local Funds	Total
			Federal Funds	State Funds				
CN	2024	5337	3,359,000			0	839,750	4,198,750
<b>Project Totals</b>			<b>3,359,000</b>			<b>0</b>	<b>839,750</b>	<b>4,198,750</b>

Expenditure Schedule

Phase	1st	2nd	3rd	4th	5th & 6th
ALL	4,198,750	0	0	0	0
<b>Totals</b>	<b>4,198,750</b>	<b>0</b>	<b>0</b>	<b>0</b>	<b>0</b>

Washington State S. T. I. P.

2024 to 2027

(Project Funds to Nearest Dollar)

MPO/RTPO: PSRC

Y Inside

N Outside

November 17, 2023

County: King

Agency: King Co. DOT - Transit

Func Cls	Project Number	PIN	STIP ID	Imp Type	Total Project Length	Environmental Type	RW Required	Begin Termini	End Termini	Total Est. Cost of Project	STIP Amend. No.
00			MET-234	23	0.000	CE	No	N/A	N/A	3,560,440	

Trolley System Infrastructure SGR Master Drawings

This program is in support of the development of a complete set of trolley infrastructure as-built drawings for purposes of maintaining the trolley system in a state of good repair. This is a multi-year project and the programming reflects the funds available within the span of the regional TIP.

Funding

Phase	Start Date	Federal Fund Code	Federal Funds	State Fund Code	State Funds	Local Funds	Total
CN	2024	5337	1,948,352		0	487,088	2,435,440
<b>Project Totals</b>			<b>1,948,352</b>		<b>0</b>	<b>487,088</b>	<b>2,435,440</b>

Expenditure Schedule

Phase	1st	2nd	3rd	4th	5th & 6th
ALL	2,435,440	0	0	0	0
<b>Totals</b>	<b>2,435,440</b>	<b>0</b>	<b>0</b>	<b>0</b>	<b>0</b>

Washington State S. T. I. P.

2024 to 2027

(Project Funds to Nearest Dollar)

MPO/RTPO: PSRC

Y Inside

N Outside

November 17, 2023

County: King

Agency: King Co. DOT - Transit

Func Cls	Project Number	PIN	STIP ID	Imp Type	Total Project Length	Environmental Type	RW Required	Begin Termini	End Termini	Total Est. Cost of Project	STIP Amend. No.
00			MET-229	23	0.000	CE	No	N/A	N/A	14,587,300	

Trolley System Transit Asset Management 2021-2022

This project provides for Metro's trolley system asset management program in order to achieve and maintain the transit network in a state of good repair (SGR). Depending on the number and complexity of projects utilizing this funding, the federal amount could represent a range from 20 to 80 percent of the overall budget for this activity. The project includes PSRC FTA funds scheduled to be expended over the span of FFY's 2021-2022.

**Funding**

Phase	Start Date	Federal Fund Code	Federal Funds	State Fund Code	State Funds	Local Funds	Total
CN	2024	5337	7,402,812		0	2,911,385	10,314,197
<b>Project Totals</b>			<b>7,402,812</b>		<b>0</b>	<b>2,911,385</b>	<b>10,314,197</b>

**Expenditure Schedule**

Phase	1st	2nd	3rd	4th	5th & 6th
ALL	10,314,197	0	0	0	0
<b>Totals</b>	<b>10,314,197</b>	<b>0</b>	<b>0</b>	<b>0</b>	<b>0</b>

Washington State S. T. I. P.

2024 to 2027

(Project Funds to Nearest Dollar)

MPO/RTPO: PSRC

Y Inside

N Outside

November 17, 2023

County: King

Agency: King Co. DOT - Transit

Func Cls	Project Number	PIN	STIP ID	Imp Type	Total Project Length	Environmental Type	RW Required	Begin Termini	End Termini	Total Est. Cost of Project	STIP Amend. No.
00			MET-243	23	0.000	CE	No	N/A	N/A	8,880,690	

Trolley System Transit Asset Management 2023-2024

Provides for Metro's trolley system asset management program in order to achieve and maintain the transit network in a state of good repair (SGR). Depending on the number and complexity of projects utilizing this funding, the federal amount represents 80 percent of the overall budget for this activity. The project includes PSRC FTA funds scheduled to be expended over the span of FFY's 2023-2024.)

Funding

Phase	Start Date	Federal Fund Code	Federal Funds		Local Funds	Total
			State Fund Code	State Funds		
CN	2024	5337		7,104,552	0	8,880,690
<b>Project Totals</b>				<b>7,104,552</b>	<b>0</b>	<b>8,880,690</b>

Expenditure Schedule

Phase	1st	2nd	3rd	4th	5th & 6th
ALL	8,880,690	0	0	0	0
<b>Totals</b>	<b>8,880,690</b>	<b>0</b>	<b>0</b>	<b>0</b>	<b>0</b>

Washington State S. T. I. P.

2024 to 2027

(Project Funds to Nearest Dollar)

MPO/RTPO: PSRC

Y Inside

N Outside

November 17, 2023

County: King

Agency: King Co. DOT - Transit

Func Cls	Project Number	PIN	STIP ID	Imp Type	Total Project Length	Environmental Type	RW Required	Begin Termini	End Termini	Total Est. Cost of Project	STIP Amend. No.
00			MET-253	23	0.000	CE	No	N/A	N/A	138,809,652	

Vehicle, Equipment and Facilities Maintenance 2021-2024

This is a TIP bucket project that contains King County Metro Transit's FTA funded preventative maintenance of transit-related vehicles, equipment and facilities. The project contains the annual program of maintenance work on Metro's fleet of approximately 1,500 buses, vanpool fleet, electric trolley infrastructure (70 miles of overhead wire) and seven operating bases and other facilities that are necessary for the maintenance and operations of Metro service. The primary use of the funds is for staff costs for Preventive Maintenance activities on buses. Depending on the amount of federal funds programmed, the federal amount could represent from 10 to 45 percent of the annual budget for this activity. The project includes PSRC FTA funds already expended or scheduled to be expended over the span of FFYs 2021-2024.

**Funding**

Phase	Start Date	Federal Fund Code	Federal Funds	State Fund Code	State Funds	Local Funds	Total
CN	2024	5307	80,478,220		0	28,046,257	108,524,477
CN	2024	5337	30,285,175		0	0	30,285,175
<b>Project Totals</b>			<b>110,763,395</b>		<b>0</b>	<b>28,046,257</b>	<b>138,809,652</b>

**Expenditure Schedule**

Phase	1st	2nd	3rd	4th	5th & 6th
ALL	138,809,652	0	0	0	0
<b>Totals</b>	<b>138,809,652</b>	<b>0</b>	<b>0</b>	<b>0</b>	<b>0</b>

Washington State S. T. I. P.

2024 to 2027

(Project Funds to Nearest Dollar)

MPO/RTPO: PSRC

Y Inside

N Outside

November 17, 2023

County: King

Agency: King Co. DOT - Transit

Func Cls	Project Number	PIN	STIP ID	Imp Type	Total Project Length	Environmental Type	RW Required	Begin Termini	End Termini	Total Est. Cost of Project	STIP Amend. No.
00			MET-230	23	0.000	CE	No	N/A	N/A	12,500,000	

Vehicle, Equipment and Facilities Maintenance for Electric Trolley Fleet 2021-2022

This is a TIP bucket project that contains King County Metro Transit's FTA funded preventative maintenance of transit-related electric trolley vehicles, equipment and facilities. The project contains the annual program of maintenance work on Metro's fleet of approximately 174 electric trolley buses and infrastructure at Metro's Atlantic operating base and other facilities that are necessary for the maintenance and operations of Metro trolley service. The primary use of the funds is for staff costs for Preventive Maintenance activities on electric trolley buses. Depending on the amount of federal funds programmed, the federal amount could represent from 50 to 70 percent of the annual budget for this activity. The project includes PSRC FTA funds already expended or scheduled to be expended over the span of FFYs 2021-2022.

**Funding**

Phase	Start Date	Federal Fund Code	Federal Funds	State Fund Code	State Funds	Local Funds	Total
CN	2024	5337	10,000,000		0	2,500,000	12,500,000
<b>Project Totals</b>			<b>10,000,000</b>		<b>0</b>	<b>2,500,000</b>	<b>12,500,000</b>

**Expenditure Schedule**

Phase	1st	2nd	3rd	4th	5th & 6th
ALL	12,500,000	0	0	0	0
<b>Totals</b>	<b>12,500,000</b>	<b>0</b>	<b>0</b>	<b>0</b>	<b>0</b>



Washington State S. T. I. P.

2024 to 2027

(Project Funds to Nearest Dollar)

MPO/RTPO: PSRC

Y Inside

N Outside

November 17, 2023

County: King

Agency: King Co. DOT - Transit

Func Cls	Project Number	PIN	STIP ID	Imp Type	Total Project Length	Environmental Type	RW Required	Begin Termini	End Termini	Total Est. Cost of Project	STIP Amend. No.
00			MET-244	23	0.000	CE	No	N/A	N/A	29,585,600	

Vehicle, Equipment and Facilities Maintenance for Electric Trolley Fleet 2023-2024

This is a TIP bucket project that contains King County Metro Transit's FTA funded preventative maintenance of transit-related electric trolley vehicles, equipment and facilities. The project contains the annual program of maintenance work on Metro's fleet of approximately 174 electric trolley buses and infrastructure at Metro's Atlantic operating base and other facilities that are necessary for the maintenance and operations of Metro trolley service. The primary use of the funds is for staff costs for Preventive Maintenance activities on electric trolley buses. Depending on the amount of federal funds programmed, the federal amount could represent from 50 to 70 percent of the annual budget for this activity. The project includes PSRC FTA funds already expended or scheduled to be expended over the span of FFYs 2023-2024.

**Funding**

Phase	Start Date	Federal Fund Code	Federal Funds	State Fund Code	State Funds	Local Funds	Total
CN	2024	5337	21,463,762		0	8,121,838	29,585,600
<b>Project Totals</b>			<b>21,463,762</b>		<b>0</b>	<b>8,121,838</b>	<b>29,585,600</b>

**Expenditure Schedule**

Phase	1st	2nd	3rd	4th	5th & 6th
ALL	29,585,600	0	0	0	0
<b>Totals</b>	<b>29,585,600</b>	<b>0</b>	<b>0</b>	<b>0</b>	<b>0</b>

	Federal Funds	State Funds	Local Funds	Total
<b>Agency Totals for King Co. DOT - Transit</b>	<b>445,157,942</b>	<b>7,000,000</b>	<b>596,307,701</b>	<b>1,048,465,643</b>

Washington State S. T. I. P.

2024 to 2027

(Project Funds to Nearest Dollar)

MPO/RTPO: PSRC

Y Inside

N Outside

November 17, 2023

County: King

Agency: Kirkland

Func Cls	Project Number	PIN	STIP ID	Imp Type	Total Project Length	Environmental Type	RW Required	Begin Termini	End Termini	Total Est. Cost of Project	STIP Amend. No.
04	2051(289)		KIRK-49	03	0.600	DCE	Yes	NE 53rd St	NE 68th St	10,515,600	

108th Avenue NE Transit Queue Jumps - Phases 1 & 2

Widen the roadway to add a northbound bus lane on 108th Ave NE. Phase 1 is just north of NE 62nd St to just north of NE 68th St and Phase 2 is north of NE 53rd St to NE 60th St. Install a new traffic signal at NE 60th St / 108th Ave NE. Upgrade traffic signal timing and/ or add transit signal priority at the NE 60th St and at the existing at NE 68th St / 108th Ave NE signals. Replace existing bicycle lane and sidewalk on the east side of 108th Ave NE with new bicycle and pedestrian facilities.

**Funding**

Phase	Start Date	Federal	Fund Code	Federal Funds	State Fund Code	State Funds	Local Funds	Total
RW	2024			0		0	1,500,000	1,500,000
<b>Project Totals</b>				<b>0</b>		<b>0</b>	<b>1,500,000</b>	<b>1,500,000</b>

**Expenditure Schedule**

Phase	1st	2nd	3rd	4th	5th & 6th
ALL	1,500,000	0	0	0	0
<b>Totals</b>	<b>1,500,000</b>	<b>0</b>	<b>0</b>	<b>0</b>	<b>0</b>

Washington State S. T. I. P.

2024 to 2027

(Project Funds to Nearest Dollar)

MPO/RTPO: PSRC

Y Inside

N Outside

November 17, 2023

County: King

Agency: Kirkland

Func Cls	Project Number	PIN	STIP ID	Imp Type	Total Project Length	Environmental Type	RW Required	Begin Termini	End Termini	Total Est. Cost of Project	STIP Amend. No.
03			KIRK-42	05	0.580	CE	No	Market Street	6th Street	2,255,000	

Central Way Preservation

This project provides for the planning, pre-leveling, and overlay of approximately 0.6 mile of Central Way from Market Street to 6th Street. This project will also include repair of damaged sections of pavement, broken curb, gutter, and sidewalk, replace and upgrade curb ramps to meet ADA requirements, install traffic detection loops, restripe pavement markings, and add bicycle lanes where they can be accommodated.

Funding

Phase	Start Date	Federal Fund Code	Federal Funds		Local Funds	Total
			State Fund Code	State Funds		
CN	2024			0	0	2,025,000
<b>Project Totals</b>				<b>0</b>	<b>0</b>	<b>2,025,000</b>

Expenditure Schedule

Phase	1st	2nd	3rd	4th	5th & 6th
ALL	2,025,000	0	0	0	0
<b>Totals</b>	<b>2,025,000</b>	<b>0</b>	<b>0</b>	<b>0</b>	<b>0</b>

Washington State S. T. I. P.

2024 to 2027

(Project Funds to Nearest Dollar)

MPO/RTPO: PSRC

Y Inside

N Outside

November 17, 2023

County: King

Agency: Kirkland

Func Cls	Project Number	PIN	STIP ID	Imp Type	Total Project Length	Environmental Type	RW Required	Begin Termini	End Termini	Total Est. Cost of Project	STIP Amend. No.
00			KIRK-50	28	3.230	CE	No	NE 116th St and 124th Ave NE	Heritage Park at Waverly Way	2,400,000	

Kirkland Neighborhood Greenway: Stores to Shores

Construct a neighborhood greenway between Totem Lake and downtown Kirkland using treatments that may include items such as pavement marking, signage, lighting, crossing treatments (which may include signing, islands, beacons, improvements to or new traffic signals), traffic calming, drainage improvements, sidewalks or other walkway improvements. Project includes modification to the gate at the 100th Street bridge crossing I-405.

**Funding**

Phase	Start Date	Federal	Fund Code	Federal Funds	State Fund Code	State Funds	Local Funds	Total
CN	2024		STBG(UL)	1,608,900		0	251,100	1,860,000
<b>Project Totals</b>				<b>1,608,900</b>		<b>0</b>	<b>251,100</b>	<b>1,860,000</b>

**Expenditure Schedule**

Phase	1st	2nd	3rd	4th	5th & 6th
ALL	1,860,000	0	0	0	0
<b>Totals</b>	<b>1,860,000</b>	<b>0</b>	<b>0</b>	<b>0</b>	<b>0</b>

Washington State S. T. I. P.

2024 to 2027

(Project Funds to Nearest Dollar)

MPO/RTPO: PSRC

Y Inside

N Outside

November 17, 2023

County: King

Agency: Kirkland

Func Cls	Project Number	PIN	STIP ID	Imp Type	Total Project Length	Environmental Type	RW Required	Begin Termini	End Termini	Total Est. Cost of Project	STIP Amend. No.
03	000S(534)		KIRK-47	04	0.000	CE	No	Kirkland Ave.	N/A	3,902,133	

Lake St. & Kirkland Ave. Pedestrian Improvements

Construct a raised intersection and implement pedestrian scramble phase on Kirkland Ave & Lake Street, eliminate parking located too close to the intersection, add curb bulbs to reduce pedestrian crossing distance, reconstruct intersection corners to achieve appropriate sight distance, and realign westbound approach to reduce offset.

Funding

Phase	Start Date	Federal Fund Code	Federal Funds		State Fund Code	State Funds	Local Funds	Total
			Federal	Fund Code				
CN	2024	HSIP	787,410			0	2,420,420	3,207,830
<b>Project Totals</b>			<b>787,410</b>			<b>0</b>	<b>2,420,420</b>	<b>3,207,830</b>

Expenditure Schedule

Phase	1st	2nd	3rd	4th	5th & 6th
ALL	3,207,830	0	0	0	0
<b>Totals</b>	<b>3,207,830</b>	<b>0</b>	<b>0</b>	<b>0</b>	<b>0</b>

Washington State S. T. I. P.

2024 to 2027

(Project Funds to Nearest Dollar)

MPO/RTPO: PSRC

Y Inside

N Outside

November 17, 2023

County: King

Agency: Kirkland

Func Cls	Project Number	PIN	STIP ID	Imp Type	Total Project Length	Environmental Type	RW Required	Begin Termini	End Termini	Total Est. Cost of Project	STIP Amend. No.
03			KIRK-53	28	0.250	CE	No	120th Avenue NE	116th Avenue NE	2,880,000	

NE 124th Street Pedestrian Facilities

Install sidewalk, curb, and gutter; enhanced pedestrian crossings with rectangular rapid flashing beacons (RRFBs), and related surface water facilities.

Funding

Phase	Start Date	Federal	Fund Code	Federal Funds	State Fund Code	State Funds	Local Funds	Total
PE	2024		TA(UL)	600,000		0	95,000	695,000
<b>Project Totals</b>				<b>600,000</b>		<b>0</b>	<b>95,000</b>	<b>695,000</b>

Expenditure Schedule

Phase	1st	2nd	3rd	4th	5th & 6th
ALL	695,000	0	0	0	0
<b>Totals</b>	<b>695,000</b>	<b>0</b>	<b>0</b>	<b>0</b>	<b>0</b>

Washington State S. T. I. P.

2024 to 2027

(Project Funds to Nearest Dollar)

MPO/RTPO: PSRC

Y Inside

N Outside

November 17, 2023

County: King

Agency: Kirkland

Func Cls	Project Number	PIN	STIP ID	Imp Type	Total Project Length	Environmental Type	RW Required	Begin Termini	End Termini	Total Est. Cost of Project	STIP Amend. No.
00			KIRK-52	21	0.500	CE	No	104th Avenue NE	112th Avenue NE	550,000	

NE 68th St Pedestrian and Bicyclist Safety Improvements

Install rectangular rapid flashing beacons, modify median refuge islands, add high-visibility crosswalk markings, signing, pavement markings and curb ramps as needed. Reduce travel lane width to include bicycle lanes and green bike lane pavement markings.

**Funding**

Phase	Start Date	Federal	Fund Code	Federal Funds	State Fund Code	State Funds	Local Funds	Total
PE	2024		HSIP	70,000		0	15,000	85,000
CN	2024		HSIP	430,000		0	35,000	465,000
<b>Project Totals</b>				<b>500,000</b>		<b>0</b>	<b>50,000</b>	<b>550,000</b>

**Expenditure Schedule**

Phase	1st	2nd	3rd	4th	5th & 6th
ALL	550,000	0	0	0	0
<b>Totals</b>	<b>550,000</b>	<b>0</b>	<b>0</b>	<b>0</b>	<b>0</b>

	Federal Funds	State Funds	Local Funds	Total
<b>Agency Totals for Kirkland</b>	<b>3,496,310</b>	<b>0</b>	<b>6,341,520</b>	<b>9,837,830</b>

Washington State S. T. I. P.

2024 to 2027

(Project Funds to Nearest Dollar)

MPO/RTPO: PSRC

Y Inside

N Outside

November 17, 2023

County: Kitsap

Agency: Kitsap Co.

Func Cls	Project Number	PIN	STIP ID	Imp Type	Total Project Length	Environmental Type	RW Required	Begin Termini	End Termini	Total Est. Cost of Project	STIP Amend. No.
00			KTCO-83	24	0.000	CE	No	N/A	N/A	484,000	

Code Green Signal Timing

Install Code Green signal timing technology.

**Funding**

Phase	Start Date	Federal Fund Code	Federal Funds	State Fund Code	State Funds	Local Funds	Total
CN	2024	HSIP	484,000		0	0	484,000
<b>Project Totals</b>			<b>484,000</b>		<b>0</b>	<b>0</b>	<b>484,000</b>

**Expenditure Schedule**

Phase	1st	2nd	3rd	4th	5th & 6th
ALL	484,000	0	0	0	0
<b>Totals</b>	<b>484,000</b>	<b>0</b>	<b>0</b>	<b>0</b>	<b>0</b>



Washington State S. T. I. P.

2024 to 2027

(Project Funds to Nearest Dollar)

MPO/RTPO: PSRC

Y Inside

N Outside

November 17, 2023

County: Kitsap

Agency: Kitsap Co.

Func Cls	Project Number	PIN	STIP ID	Imp Type	Total Project Length	Environmental Type	RW Required	Begin Termini	End Termini	Total Est. Cost of Project	STIP Amend. No.
04			KTCO-60	28	0.440	DCE	Yes	Woodridge Lane NW	Nels Nelson Rd. NW	3,159,882	

Fairgrounds Road Sidewalk Improvements

Construct 6-ft sidewalks on both sides, eastbound bike lane, 11-ft travel lanes, and illumination on Fairgrounds Road from vicinity Woodridge Lane to Nels Nelson intersection. Improvement ends on the east side of Nels Nelson intersection. Curb/gutter/sidewalk will wrap around on NE and SE corners only. No improvements through the intersection.

Funding

Phase	Start Date	Federal Fund Code	Federal Funds		Local Funds	Total
			State Fund Code	State Funds		
CN	2024	STBG(UM)		2,300,000	0	2,695,231
<b>Project Totals</b>				<b>2,300,000</b>	<b>0</b>	<b>2,695,231</b>

Expenditure Schedule

Phase	1st	2nd	3rd	4th	5th & 6th
ALL	2,695,231	0	0	0	0
<b>Totals</b>	<b>2,695,231</b>	<b>0</b>	<b>0</b>	<b>0</b>	<b>0</b>

Washington State S. T. I. P.

2024 to 2027

(Project Funds to Nearest Dollar)

MPO/RTPO: PSRC

Y Inside

N Outside

November 17, 2023

County: Kitsap

Agency: Kitsap Co.

Func Cls	Project Number	PIN	STIP ID	Imp Type	Total Project Length	Environmental Type	RW Required	Begin Termini	End Termini	Total Est. Cost of Project	STIP Amend. No.
07			KTCO-80	20	0.150	DCE	Yes	MP 0.00	MP 0.15	6,162,948	

Harper Estuary Barrier Correction

Remove the undersized culvert on SE Olympiad Dr where it bisects Harper Estuary and replace it with a 120-foot bridge. This project also includes removing road fill and associated shoreline armor.

**Funding**

Phase	Start Date	Federal	Fund Code	Federal Funds	State Fund Code	State Funds	Local Funds	Total
PE	2024		PROTECT	100,000		0	90,000	190,000
RW	2024			0	OTHER	132,948	0	132,948
CN	2024		PROTECT	5,840,000		0	0	5,840,000
<b>Project Totals</b>				<b>5,940,000</b>		<b>132,948</b>	<b>90,000</b>	<b>6,162,948</b>

**Expenditure Schedule**

Phase	1st	2nd	3rd	4th	5th & 6th
ALL	6,162,948	0	0	0	0
<b>Totals</b>	<b>6,162,948</b>	<b>0</b>	<b>0</b>	<b>0</b>	<b>0</b>

Washington State S. T. I. P.

2024 to 2027

(Project Funds to Nearest Dollar)

MPO/RTPO: PSRC

Y Inside

N Outside

November 17, 2023

County: Kitsap

Agency: Kitsap Co.

Func Cls	Project Number	PIN	STIP ID	Imp Type	Total Project Length	Environmental Type	RW Required	Begin Termini	End Termini	Total Est. Cost of Project	STIP Amend. No.
04			KTCO-68	04	0.110	DCE	Yes	Harris Avenue SW	Hoover Avenue SW	3,268,316	

Lund & Hoover

Construct single lane roundabout and roadway connection with median and buffered bike lanes and sidewalks to vicinity Harris Road.

**Funding**

Phase	Start Date	Federal	Fund Code	Federal Funds		State Funds	Local Funds	Total
				Fund Code	State Fund Code			
RW	2025					0	40,000	40,000
CN	2026		STBG(UM)			2,279,363	586,953	2,866,316
<b>Project Totals</b>						<b>2,279,363</b>	<b>626,953</b>	<b>2,906,316</b>

**Expenditure Schedule**

Phase	1st	2nd	3rd	4th	5th & 6th
ALL	0	40,000	2,866,316	0	0
<b>Totals</b>	<b>0</b>	<b>40,000</b>	<b>2,866,316</b>	<b>0</b>	<b>0</b>

Washington State S. T. I. P.

2024 to 2027

(Project Funds to Nearest Dollar)

MPO/RTPO: PSRC

Y Inside

N Outside

November 17, 2023

County: Kitsap

Agency: Kitsap Co.

Func Cls	Project Number	PIN	STIP ID	Imp Type	Total Project Length	Environmental Type	RW Required	Begin Termini	End Termini	Total Est. Cost of Project	STIP Amend. No.
04	9918(022)		KTCO-54	28	1.300	DCE	Yes	Charleston Beach Rd.	1st Street	2,958,752	

National STEM School

Add a sidewalk and bike lane on the west side of National Ave. from vicinity of Arsenal Way to vicinity of Preble St. (approx. 1,229 feet). -  
 Extend the southbound right turn lane on National Ave. at Loxie Eagans Blvd. (approx. 176 feet) and optimize

**Funding**

Phase	Start Date	Federal	Fund Code	Federal Funds	State Fund Code	State Funds	Local Funds	Total
CN	2024		STBG(UM)	1,848,752		0	300,000	2,148,752
<b>Project Totals</b>				<b>1,848,752</b>		<b>0</b>	<b>300,000</b>	<b>2,148,752</b>

**Expenditure Schedule**

Phase	1st	2nd	3rd	4th	5th & 6th
ALL	2,148,752	0	0	0	0
<b>Totals</b>	<b>2,148,752</b>	<b>0</b>	<b>0</b>	<b>0</b>	<b>0</b>

Washington State S. T. I. P.

2024 to 2027

(Project Funds to Nearest Dollar)

MPO/RTPO: PSRC

Y Inside

N Outside

November 17, 2023

County: Kitsap

Agency: Kitsap Co.

Func Cls	Project Number	PIN	STIP ID	Imp Type	Total Project Length	Environmental Type	RW Required	Begin Termini	End Termini	Total Est. Cost of Project	STIP Amend. No.
04	18F2(003)		KTCO-69	06	0.060	DCE	Yes	Sesame Street NW	Tieton Place NW	3,540,000	

Newberry Hill Road - Culvert

Replace culvert with fish passable structure.

**Funding**

Phase	Start Date	Federal	Fund Code	Federal Funds		State Fund Code	State Funds	Local Funds	Total
RW	2024		PROTECT		20,000		0	0	20,000
CN	2024		PROTECT		3,000,000		0	0	3,000,000
<b>Project Totals</b>					<b>3,020,000</b>		<b>0</b>	<b>0</b>	<b>3,020,000</b>

**Expenditure Schedule**

Phase	1st	2nd	3rd	4th	5th & 6th
ALL	3,020,000	0	0	0	0
<b>Totals</b>	<b>3,020,000</b>	<b>0</b>	<b>0</b>	<b>0</b>	<b>0</b>

Washington State S. T. I. P.

2024 to 2027

(Project Funds to Nearest Dollar)

MPO/RTPO: PSRC

Y Inside

N Outside

November 17, 2023

County: Kitsap

Agency: Kitsap Co.

Func Cls	Project Number	PIN	STIP ID	Imp Type	Total Project Length	Environmental Type	RW Required	Begin Termini	End Termini	Total Est. Cost of Project	STIP Amend. No.
04	6553(001)		KTCO-81	28	0.310	CE	Yes	Stone Way	Sheridan Road	3,348,305	

Perry - Stone to Sheridan

Install bike lanes and sidewalks on Perry Avenue from vicinity Stone Way to vicinity Sheridan Road.

**Funding**

Phase	Start Date	Federal	Fund Code	Federal Funds		State Fund Code	State Funds	Local Funds	Total
RW	2024		SRTS	400,000			0	16,844	416,844
CN	2025		SRTS	2,530,305			0	112,491	2,642,796
<b>Project Totals</b>				<b>2,930,305</b>			<b>0</b>	<b>129,335</b>	<b>3,059,640</b>

**Expenditure Schedule**

Phase	1st	2nd	3rd	4th	5th & 6th
ALL	416,844	2,642,796	0	0	0
<b>Totals</b>	<b>416,844</b>	<b>2,642,796</b>	<b>0</b>	<b>0</b>	<b>0</b>

Washington State S. T. I. P.

2024 to 2027

(Project Funds to Nearest Dollar)

MPO/RTPO: PSRC

Y Inside

N Outside

November 17, 2023

County: Kitsap

Agency: Kitsap Co.

Func CIs	Project Number	PIN	STIP ID	Imp Type	Total Project Length	Environmental Type	RW Required	Begin Termini	End Termini	Total Est. Cost of Project	STIP Amend. No.
03	6681(002)		KTCO-55	03	0.420	DCE	Yes	Mickelberry Rd.	Myhre Rd.- New Sid Uhnick	27,080,040	

Ridgetop - Mickelberry to Myhre

Widen the roadway to 4 travel lanes with divided median, access control, and intersection turn pockets. Reconstruct and widen sidewalks with upgraded ADA facilities. Add bike lanes in both directions. The project will explore low stress bike lane designs such as raised bike lanes. Reconstruct the intersections at Mickelberry and Myhre. U-turn capabilities at intersections are anticipated to support access management and traffic flow. The project will explore protected intersection designs for pedestrians and bicycles. A new mid-block intersection will be evaluated to reduce impacts to the Myhre Rd. intersection and provide an additional pedestrian crossing point. East of Myhre, a 2nd east-bound lane and uphill bike lane will be added to the vicinity of the new Sid Uhnick Drive alignment. This is a multi-year project and the programming reflects the funds within the span of the regional TIP.

**Funding**

Phase	Start Date	Federal Fund Code	Federal Funds		State Fund Code	State Funds	Local Funds	Total
RW	2024	STBG	4,872,500			0	2,761,000	7,633,500
RW	2026		0			0	2,000,000	2,000,000
<b>Project Totals</b>			<b>4,872,500</b>			<b>0</b>	<b>4,761,000</b>	<b>9,633,500</b>

**Expenditure Schedule**

Phase	1st	2nd	3rd	4th	5th & 6th
ALL	7,633,500	0	2,000,000	0	0
<b>Totals</b>	<b>7,633,500</b>	<b>0</b>	<b>2,000,000</b>	<b>0</b>	<b>0</b>

Washington State S. T. I. P.

2024 to 2027

(Project Funds to Nearest Dollar)

MPO/RTPO: PSRC

Y Inside

N Outside

November 17, 2023

County: Kitsap

Agency: Kitsap Co.

Func Cls	Project Number	PIN	STIP ID	Imp Type	Total Project Length	Environmental Type	RW Required	Begin Termini	End Termini	Total Est. Cost of Project	STIP Amend. No.
04			KTCO-82	21	0.200	DCE	Yes	N/A	N/A	3,210,000	

Sidney & Pine

Install four-leg, single lane roundabout at Sidney Road SW and SW Pine Road.

**Funding**

Phase	Start Date	Federal	Fund Code	Federal Funds		State Funds	Local Funds	Total
				Fund Code	Federal Funds			
PE	2024		HSIP		480,000	0	0	480,000
RW	2025		HSIP		50,000	0	0	50,000
CN	2026		HSIP		2,680,000	0	0	2,680,000
<b>Project Totals</b>					<b>3,210,000</b>	<b>0</b>	<b>0</b>	<b>3,210,000</b>

**Expenditure Schedule**

Phase	1st	2nd	3rd	4th	5th & 6th
ALL	480,000	50,000	2,680,000	0	0
<b>Totals</b>	<b>480,000</b>	<b>50,000</b>	<b>2,680,000</b>	<b>0</b>	<b>0</b>



Washington State S. T. I. P.

2024 to 2027

(Project Funds to Nearest Dollar)

MPO/RTPO: PSRC

Y Inside

N Outside

November 17, 2023

County: Kitsap

Agency: Kitsap Co.

Func Cls	Project Number	PIN	STIP ID	Imp Type	Total Project Length	Environmental Type	RW Required	Begin Termini	End Termini	Total Est. Cost of Project	STIP Amend. No.
03	0104(068)		KTCO-66	24	0.680	CE	No	Lindvog Road NE	WSF Toll Booths	1,401,000	

SR 104 Holding Lanes - ATMS

Implement an Active Traffic Management System (ATMS) to manage eastbound WSF ferry traffic through Kingston on SR 104 (vicinity Lindvog Rd. to ferry toll booths) and improve SR 104 eastbound shoulder west of Lindvog Road. The project includes: the ATMS program; Intelligent Traffic Systems (ITS) operating system, detection, signal modification, and signage (on and off site); and improvements to the eastbound mainline shoulder (holding lane, approximately 400') improvements and associated improvements in the vicinity of the Lindvog/SR 104 intersection. Project is fully funded with federal funds using Toll Credits as Local Match.

**Funding**

Phase	Start Date	Federal Fund Code	Federal Funds	State Fund Code	State Funds	Local Funds	Total
CN	2024	STBG(US)	1,178,000		0	0	1,178,000
<b>Project Totals</b>			<b>1,178,000</b>		<b>0</b>	<b>0</b>	<b>1,178,000</b>

**Expenditure Schedule**

Phase	1st	2nd	3rd	4th	5th & 6th
ALL	1,178,000	0	0	0	0
<b>Totals</b>	<b>1,178,000</b>	<b>0</b>	<b>0</b>	<b>0</b>	<b>0</b>

Washington State S. T. I. P.

2024 to 2027

(Project Funds to Nearest Dollar)

MPO/RTPO: PSRC

Y Inside

N Outside

November 17, 2023

County: Kitsap

Agency: Kitsap Co.

Func Cls	Project Number	PIN	STIP ID	Imp Type	Total Project Length	Environmental Type	RW Required	Begin Termini	End Termini	Total Est. Cost of Project	STIP Amend. No.
00			KTCO-61	28	0.770	DCE	No	SR 104	Carver Dr. extension	1,800,000	

STO - Port Gamble Trail AE

Construct paved shared use path, STO Port Gamble Segment A1 & E1, vicinity SR 104 and existing Carver Drive.

Funding

Phase	Start Date	Federal Fund Code	Federal Funds	State Fund Code	State Funds	Local Funds	Total
CN	2024	STBG(R)	1,427,250		0	222,750	1,650,000
<b>Project Totals</b>			<b>1,427,250</b>		<b>0</b>	<b>222,750</b>	<b>1,650,000</b>

Expenditure Schedule

Phase	1st	2nd	3rd	4th	5th & 6th
ALL	1,650,000	0	0	0	0
<b>Totals</b>	<b>1,650,000</b>	<b>0</b>	<b>0</b>	<b>0</b>	<b>0</b>

	Federal Funds	State Funds	Local Funds	Total
<b>Agency Totals for Kitsap Co.</b>	<b>29,490,170</b>	<b>132,948</b>	<b>6,525,269</b>	<b>36,148,387</b>

Washington State S. T. I. P.

2024 to 2027

(Project Funds to Nearest Dollar)

MPO/RTPO: PSRC

Y Inside

N Outside

November 17, 2023

County: Kitsap

Agency: Kitsap Transit

Func Cls	Project Number	PIN	STIP ID	Imp Type	Total Project Length	Environmental Type	RW Required	Begin Termini	End Termini	Total Est. Cost of Project	STIP Amend. No.
00			KT-58	23	0.000	CE	No	N/A	N/A	9,097,305	

2021-22 Bus and OTR Coach Purchase

This is a TIP bucket project for transit revenue vehicle purchases. The 5307 and 5339 funds along with the local match will assist in acquiring approximately 12 vehicles. The funds will also be used on other bus procurement, including on board vehicle technologies hardware.

**Funding**

Phase	Start Date	Federal	Fund Code	Federal Funds	State Fund Code	State Funds	Local Funds	Total
CN	2024		5307	3,337,348		0	5,079,964	8,417,312
CN	2024		5339	295,765		0	0	295,765
<b>Project Totals</b>				<b>3,633,113</b>		<b>0</b>	<b>5,079,964</b>	<b>8,713,077</b>

**Expenditure Schedule**

Phase	1st	2nd	3rd	4th	5th & 6th
ALL	8,713,077	0	0	0	0
<b>Totals</b>	<b>8,713,077</b>	<b>0</b>	<b>0</b>	<b>0</b>	<b>0</b>

Washington State S. T. I. P.

2024 to 2027

(Project Funds to Nearest Dollar)

MPO/RTPO: PSRC

Y Inside

N Outside

November 17, 2023

County: Kitsap

Agency: Kitsap Transit

Func Cls	Project Number	PIN	STIP ID	Imp Type	Total Project Length	Environmental Type	RW Required	Begin Termini	End Termini	Total Est. Cost of Project	STIP Amend. No.
00			KT-67	23	0.000	CE	No	N/A	N/A	10,385,884	

Bus and OTR Coach Purchase (23-24)

This is a TIP bucket project for transit revenue vehicle purchases. The 2023-2024 PSRC FTA 5307 and 5339 funds will assist in acquiring approximately 16 vehicles. The 5339 funds will be used on bus procurement including on board vehicle technologies hardware.

**Funding**

Phase	Start Date	Federal	Fund Code	Federal Funds	State Fund Code	State Funds	Local Funds	Total
CN	2024		5307	7,618,988		0	2,088,822	9,707,810
CN	2024		5339	678,074		0	0	678,074
<b>Project Totals</b>				<b>8,297,062</b>		<b>0</b>	<b>2,088,822</b>	<b>10,385,884</b>

**Expenditure Schedule**

Phase	1st	2nd	3rd	4th	5th & 6th
ALL	10,385,884	0	0	0	0
<b>Totals</b>	<b>10,385,884</b>	<b>0</b>	<b>0</b>	<b>0</b>	<b>0</b>

Washington State S. T. I. P.

2024 to 2027

(Project Funds to Nearest Dollar)

MPO/RTPO: PSRC

Y Inside

N Outside

November 17, 2023

County: Kitsap

Agency: Kitsap Transit

Func Cls	Project Number	PIN	STIP ID	Imp Type	Total Project Length	Environmental Type	RW Required	Begin Termini	End Termini	Total Est. Cost of Project	STIP Amend. No.
00			KT-51	23	0.000	CE	No	N/A	N/A	20,601,000	

Electric Buses

This project will fund approximately seventeen (17) battery electric buses and charging infrastructure to replace diesel buses in Kitsap County, WA.

Funding

Phase	Start Date	Federal	Fund Code	Federal Funds	State Fund Code	State Funds	Local Funds	Total
CN	2024		5339(b)	10,400,000		0	2,600,000	13,000,000
<b>Project Totals</b>				<b>10,400,000</b>		<b>0</b>	<b>2,600,000</b>	<b>13,000,000</b>

Expenditure Schedule

Phase	1st	2nd	3rd	4th	5th & 6th
ALL	13,000,000	0	0	0	0
<b>Totals</b>	<b>13,000,000</b>	<b>0</b>	<b>0</b>	<b>0</b>	<b>0</b>

Washington State S. T. I. P.

2024 to 2027

(Project Funds to Nearest Dollar)

MPO/RTPO: PSRC

Y Inside

N Outside

November 17, 2023

County: Kitsap

Agency: Kitsap Transit

Func Cls	Project Number	PIN	STIP ID	Imp Type	Total Project Length	Environmental Type	RW Required	Begin Termini	End Termini	Total Est. Cost of Project	STIP Amend. No.
00			KT-75	23	0.000	DCE	Yes	N/A	N/A	18,875,000	

Johnson Road Park & Ride

Construct a park and ride facility with 105 to 250 paved regular and accessible parking stalls; bicycle storage; two bus bays; pedestrian safety features including lighting, cameras, and integration into the surrounding sidewalk network, and four electric vehicle chargers and one inductive electric charger. This is one of four park and rides that will be constructed along SR 305.

Funding

Phase	Start Date	Federal Fund Code	Federal Funds		Local Funds	Total
			State Fund Code	State Funds		
RW	2024			0	4,000,000	4,000,000
<b>Project Totals</b>				<b>0</b>	<b>4,000,000</b>	<b>4,000,000</b>

Expenditure Schedule

Phase	1st	2nd	3rd	4th	5th & 6th
ALL	4,000,000	0	0	0	0
<b>Totals</b>	<b>4,000,000</b>	<b>0</b>	<b>0</b>	<b>0</b>	<b>0</b>

Washington State S. T. I. P.

2024 to 2027

(Project Funds to Nearest Dollar)

MPO/RTPO: PSRC

Y Inside

N Outside

November 17, 2023

County: Kitsap

Agency: Kitsap Transit

Func Cls	Project Number	PIN	STIP ID	Imp Type	Total Project Length	Environmental Type	RW Required	Begin Termini	End Termini	Total Est. Cost of Project	STIP Amend. No.
00			KT-71	26	0.000	CE	No	N/A	N/A	10,380,000	

Local Electric Passenger Only Ferry

This project replaces an aged diesel vessel with a new environmentally beneficial battery-electric passenger-only ferry and necessary charging infrastructure to carry passengers across Sinclair Inlet, between Port Orchard and Bremerton. The new all-electric design-build ferry will be a sistership to the hybrid-electric M/V Waterman. This project will ensure continued service reliability, maintain a state of good repair and, by improving air quality, advance environmental justice in Kitsap County Washington. Local funds are match for the 5307(h).

Funding

Phase	Start Date	Federal Fund Code	Federal Funds	State Fund Code	State Funds	Local Funds	Total
CN	2024	5307(h)	7,700,000		0	2,680,000	10,380,000
<b>Project Totals</b>			<b>7,700,000</b>		<b>0</b>	<b>2,680,000</b>	<b>10,380,000</b>

Expenditure Schedule

Phase	1st	2nd	3rd	4th	5th & 6th
ALL	10,380,000	0	0	0	0
<b>Totals</b>	<b>10,380,000</b>	<b>0</b>	<b>0</b>	<b>0</b>	<b>0</b>

Washington State S. T. I. P.

2024 to 2027

(Project Funds to Nearest Dollar)

MPO/RTPO: PSRC

Y Inside

N Outside

November 17, 2023

County: Kitsap

Agency: Kitsap Transit

Func Cls	Project Number	PIN	STIP ID	Imp Type	Total Project Length	Environmental Type	RW Required	Begin Termini	End Termini	Total Est. Cost of Project	STIP Amend. No.
00			KT-70	26	0.000	CE	No	N/A	N/A	6,999,210	

M/V Solano Maintenance

Kitsap Transit has purchased the M/V Solano, a 125-foot-long power catamaran. This TIP bucket project includes preventative maintenance to cost effectively preserve and extend this ferry service asset. The KT passenger only ferry will provide cross-sound fast ferry service connections between Kitsap County and King County, WA. The 5307 funds and local match will be used on vessel related capital maintenance work including re-branding, new upholstery and replacement of worn parts.

**Funding**

Phase	Start Date	Federal Fund Code	Federal Funds	State Fund Code	State Funds	Local Funds	Total
CN	2024	5307	1,106,777		0	1,700,000	2,806,777
CN	2024	FBP	855,085		0	0	855,085
<b>Project Totals</b>			<b>1,961,862</b>		<b>0</b>	<b>1,700,000</b>	<b>3,661,862</b>

**Expenditure Schedule**

Phase	1st	2nd	3rd	4th	5th & 6th
ALL	3,661,862	0	0	0	0
<b>Totals</b>	<b>3,661,862</b>	<b>0</b>	<b>0</b>	<b>0</b>	<b>0</b>



Washington State S. T. I. P.

2024 to 2027

(Project Funds to Nearest Dollar)

MPO/RTPO: PSRC

Y Inside

N Outside

November 17, 2023

County: Kitsap

Agency: Kitsap Transit

Func Cls	Project Number	PIN	STIP ID	Imp Type	Total Project Length	Environmental Type	RW Required	Begin Termini	End Termini	Total Est. Cost of Project	STIP Amend. No.
00			KT-28	23	0.020	DCE	Yes	SR-3 & SR-305	SR-3 & SR-305	16,388,915	

North Kitsap Base

The project includes the development of a transit base and a 265-stall park and ride lot near the intersection of SR-3 and SR-305. Located at 21710 Vetter Rd NW, Poulsbo, WA, the base will consist of 7.38 acres and will serve as a storage and maintenance facility for transit vehicles serving North Kitsap, which includes the Kingston and Bainbridge Island ferry terminals. The adjacent park and ride will consist of 5 acres and will serve as the regional terminus for the SR305 corridor. This project will be completed in phases. Phase 1 involves the construction of the bus storage facility and park & ride lot. Phase 2 involves the construction of the bus wash and fueling structures. Phase 3 involves the design and construction of a heavy-duty maintenance building. Toll credits will be used as a local match for this project. This is a multiyear project. The funds programmed reflect those within the span of the TIP.

**Funding**

Phase	Start Date	Federal Fund Code	Federal Funds		State Fund Code	State Funds	Local Funds	Total
			Federal	Fund Code				
CN	2024	5307	401,521			0	10,443	411,964
CN	2024	5339	35,463			0	0	35,463
<b>Project Totals</b>			<b>436,984</b>			<b>0</b>	<b>10,443</b>	<b>447,427</b>

**Expenditure Schedule**

Phase	1st	2nd	3rd	4th	5th & 6th
ALL	447,427	0	0	0	0
<b>Totals</b>	<b>447,427</b>	<b>0</b>	<b>0</b>	<b>0</b>	<b>0</b>

Washington State S. T. I. P.

2024 to 2027

(Project Funds to Nearest Dollar)

MPO/RTPO: PSRC

Y Inside

N Outside

November 17, 2023

County: Kitsap

Agency: Kitsap Transit

Func Cls	Project Number	PIN	STIP ID	Imp Type	Total Project Length	Environmental Type	RW Required	Begin Termini	End Termini	Total Est. Cost of Project	STIP Amend. No.
00			KT-65	26	0.000	CE	No	N/A	N/A	770,327	

Passenger Only Ferry Terminal Improvements (23-24)

Kitsap Transit is responsible for the maintenance of facilities associated with the passenger-only ferry service. This project includes preventative maintenance of a wide range of possible types of work to cost-effectively preserve and extend ferry service assets. Funds will be used for approximately 7,600 labor hours of preventative maintenance work. The 2023-2024 PSRC 5337 HIFG funds will use Toll Credits as local match. One hundred percent of the STE UZA funding will support and preserve ferry service to the STE UZA.

**Funding**

Phase	Start Date	Federal Fund Code	Federal Funds		State Fund Code	State Funds	Local Funds	Total
			Federal	Fund Code				
PE	2024	5337		41,006		0	0	41,006
CN	2024	5337		729,321		0	0	729,321
<b>Project Totals</b>				<b>770,327</b>		<b>0</b>	<b>0</b>	<b>770,327</b>

**Expenditure Schedule**

Phase	1st	2nd	3rd	4th	5th & 6th
ALL	770,327	0	0	0	0
<b>Totals</b>	<b>770,327</b>	<b>0</b>	<b>0</b>	<b>0</b>	<b>0</b>

Washington State S. T. I. P.

2024 to 2027

(Project Funds to Nearest Dollar)

MPO/RTPO: PSRC

Y Inside

N Outside

November 17, 2023

County: Kitsap

Agency: Kitsap Transit

Func Cls	Project Number	PIN	STIP ID	Imp Type	Total Project Length	Environmental Type	RW Required	Begin Termini	End Termini	Total Est. Cost of Project	STIP Amend. No.
00			KT-66	26	0.000	EIS	Yes	N/A	N/A	22,985,000	

POF Terminal Docking Facility on the Seattle Waterfront

This project will lead to the establishment of a new passenger-only ferry (POF) regional docking facility in Seattle with a greater capacity for both new and existing POF routes. Work supports effective operation of planned and existing Kitsap Fast Ferry service and may share future POF docking with other agencies. POF service provides faster transportation options for people traveling between the Kitsap Peninsula and downtown Seattle. The project includes the planning, environmental planning/permitting, and preliminary engineering phases associated with constructing a new POF docking facility. Construction would commence after these phases are fully completed.

**Funding**

Phase	Start Date	Federal Fund Code	Federal Funds	State Fund Code	State Funds	Local Funds	Total
PE	2024	5307	2,500,000		0	1,075,000	3,575,000
<b>Project Totals</b>			<b>2,500,000</b>		<b>0</b>	<b>1,075,000</b>	<b>3,575,000</b>

**Expenditure Schedule**

Phase	1st	2nd	3rd	4th	5th & 6th
ALL	3,575,000	0	0	0	0
<b>Totals</b>	<b>3,575,000</b>	<b>0</b>	<b>0</b>	<b>0</b>	<b>0</b>

Washington State S. T. I. P.

2024 to 2027

(Project Funds to Nearest Dollar)

MPO/RTPO: PSRC

Y Inside

N Outside

November 17, 2023

County: Kitsap

Agency: Kitsap Transit

Func Cls	Project Number	PIN	STIP ID	Imp Type	Total Project Length	Environmental Type	RW Required	Begin Termini	End Termini	Total Est. Cost of Project	STIP Amend. No.
00			KT-38	23	0.000	CE	Yes	N/A	N/A	29,010,392	

Silverdale Transit Center

This project will provide a multi-modal transit center near SR 3 and SR 303 in Silverdale, Washington. The transit center is centrally located near residences, commerce, social services and the Clear Creek trail and transit service will provide connections to Bainbridge Island and Bremerton ferry terminals. Local funds will be used for NEPA and conceptual design.

**Funding**

Phase	Start Date	Federal Fund Code	Federal Funds		State Fund Code	State Funds	Local Funds	Total
			Federal	Fund Code				
CN	2024	5307	3,533,642			0	6,523,393	10,057,035
CN	2024	5339	107,945			0	0	107,945
<b>Project Totals</b>			<b>3,641,587</b>			<b>0</b>	<b>6,523,393</b>	<b>10,164,980</b>

**Expenditure Schedule**

Phase	1st	2nd	3rd	4th	5th & 6th
ALL	10,164,980	0	0	0	0
<b>Totals</b>	<b>10,164,980</b>	<b>0</b>	<b>0</b>	<b>0</b>	<b>0</b>

Washington State S. T. I. P.

2024 to 2027

(Project Funds to Nearest Dollar)

MPO/RTPO: PSRC

Y Inside

N Outside

November 17, 2023

County: Kitsap

Agency: Kitsap Transit

Func Cls	Project Number	PIN	STIP ID	Imp Type	Total Project Length	Environmental Type	RW Required	Begin Termini	End Termini	Total Est. Cost of Project	STIP Amend. No.
00			KT-73	23	0.000	DCE	Yes	Bruenn Avenue	Burwell Street	49,721,914	

West Bremerton Hydrogen Fueling/ Transit Center Park & Ride

This project will develop the Transit Center presently operated by Kitsap Transit near the SR3 Corridor located at the intersection of Bruenn Avenue and Burwell Street in Bremerton, Washington. Once developed the West Bremerton Transit Center/Hydrogen Fueling Station/Park & Ride will include approximately five (5) bus berths, pedestrian canopies, a comfort station, a hydrogen fueling facility, and a park & ride accommodating at least 210 vehicles. Additional pedestrian features will include sidewalks/crosswalks, lights, cameras, and bicycle storage to enhance safety and security. This is a multi-year project that spans beyond the current TIP timeframe.

**Funding**

Phase	Start Date	Federal Fund Code	Federal Funds		State Fund Code	State Funds	Local Funds	Total
PL	2024	5307	500,000			0	125,000	625,000
PE	2024	5307	1,837,531			0	1,459,383	3,296,914
PE	2024	STBG	1,800,000			0	0	1,800,000
<b>Project Totals</b>			<b>4,137,531</b>			<b>0</b>	<b>1,584,383</b>	<b>5,721,914</b>

**Expenditure Schedule**

Phase	1st	2nd	3rd	4th	5th & 6th
ALL	5,721,914	0	0	0	0
<b>Totals</b>	<b>5,721,914</b>	<b>0</b>	<b>0</b>	<b>0</b>	<b>0</b>

Agency Totals for Kitsap Transit	Federal Funds		State Funds	Local Funds	Total
	43,478,466		0	27,342,005	70,820,471

Washington State S. T. I. P.

2024 to 2027

(Project Funds to Nearest Dollar)

MPO/RTPO: PSRC

Y Inside

N Outside

November 17, 2023

County: Snohomish

Agency: Lake Stevens

Func Cls	Project Number	PIN	STIP ID	Imp Type	Total Project Length	Environmental Type	RW Required	Begin Termini	End Termini	Total Est. Cost of Project	STIP Amend. No.
05			LS-9	28	0.280	DCE	Yes	16th St NE	20th St NE	6,064,500	

Main Street Improvements Project

Construct full street improvements in Downtown Lake Stevens between 16th St NE and 20th St NE, including new curb, gutter, planters, mixed-use path on the west side and sidewalk on the east side, utilities upgrade and relocations.

Funding

Phase	Start Date	Federal	Fund Code	Federal Funds	State Fund Code	State Funds	Local Funds	Total
CN	2024		STBG(UM)	1,959,620		0	3,174,880	5,134,500
<b>Project Totals</b>				<b>1,959,620</b>		<b>0</b>	<b>3,174,880</b>	<b>5,134,500</b>

Expenditure Schedule

Phase	1st	2nd	3rd	4th	5th & 6th
ALL	5,134,500	0	0	0	0
<b>Totals</b>	<b>5,134,500</b>	<b>0</b>	<b>0</b>	<b>0</b>	<b>0</b>

	Federal Funds	State Funds	Local Funds	Total
<b>Agency Totals for Lake Stevens</b>	<b>1,959,620</b>	<b>0</b>	<b>3,174,880</b>	<b>5,134,500</b>

Washington State S. T. I. P.

2024 to 2027

(Project Funds to Nearest Dollar)

MPO/RTPO: PSRC

Y Inside

N Outside

November 17, 2023

County: Pierce

Agency: Lakewood

Func Cls	Project Number	PIN	STIP ID	Imp Type	Total Project Length	Environmental Type	RW Required	Begin Termini	End Termini	Total Est. Cost of Project	STIP Amend. No.
03	3100(003)		LW-46	06	0.460	DCE	Yes	Lakeview Avenue SW	S Tacoma Way	4,739,000	

100th Street SW-Lakeview Ave SW to S Tacoma Way

Construct curb, gutter and sidewalks, shared bike lanes, street lighting, storm infrastructure, pavement overlay and new signal at 40th Avenue SW.

**Funding**

Phase	Start Date	Federal	Fund Code	Federal Funds	State Fund Code	State Funds	Local Funds	Total
RW	2026		STBG(UL)	257,770		0	40,230	298,000
<b>Project Totals</b>				<b>257,770</b>		<b>0</b>	<b>40,230</b>	<b>298,000</b>

**Expenditure Schedule**

Phase	1st	2nd	3rd	4th	5th & 6th
ALL	0	0	298,000	0	0
<b>Totals</b>	<b>0</b>	<b>0</b>	<b>298,000</b>	<b>0</b>	<b>0</b>

Washington State S. T. I. P.

2024 to 2027

(Project Funds to Nearest Dollar)

MPO/RTPO: PSRC

Y Inside

N Outside

November 17, 2023

County: Pierce

Agency: Lakewood

Func Cls	Project Number	PIN	STIP ID	Imp Type	Total Project Length	Environmental Type	RW Required	Begin Termini	End Termini	Total Est. Cost of Project	STIP Amend. No.
03			LW-45	05	0.750	CE	No	S Tacoma Way	Steele Street S	1,244,709	

112th Street S - S Tacoma Way to Steele Street S

Grind, overlay, and channelize the roadway surface.

**Funding**

Phase	Start Date	Federal	Fund Code	Federal Funds		State Funds	Local Funds	Total
				Federal	State Fund Code			
PE	2025		STBG(UL)	42,857		0	28,269	71,126
CN	2026		STBG(UL)	707,143		0	466,440	1,173,583
<b>Project Totals</b>				<b>750,000</b>		<b>0</b>	<b>494,709</b>	<b>1,244,709</b>

**Expenditure Schedule**

Phase	1st	2nd	3rd	4th	5th & 6th
ALL	0	71,126	1,173,583	0	0
<b>Totals</b>	<b>0</b>	<b>71,126</b>	<b>1,173,583</b>	<b>0</b>	<b>0</b>



Washington State S. T. I. P.

2024 to 2027

(Project Funds to Nearest Dollar)

MPO/RTPO: PSRC

Y Inside

N Outside

November 17, 2023

County: Pierce

Agency: Lakewood

Func Cls	Project Number	PIN	STIP ID	Imp Type	Total Project Length	Environmental Type	RW Required	Begin Termini	End Termini	Total Est. Cost of Project	STIP Amend. No.
03	3190(008)		LW-47	21	0.350	CE	Yes	John Dower Road	Bridgeport Way	1,420,000	

Custer Road Safety Improvements

Install left turn lanes, protected left turn phasing, curb gutter, sidewalk, relocate or increase offset of utility poles, remove or relocate roadside objects and improve street lighting.

**Funding**

Phase	Start Date	Federal	Fund Code	Federal Funds	State Fund Code	State Funds	Local Funds	Total
RW	2024		HSIP	325,000		0	0	325,000
CN	2025		HSIP	957,000		0	0	957,000
<b>Project Totals</b>				<b>1,282,000</b>		<b>0</b>	<b>0</b>	<b>1,282,000</b>

**Expenditure Schedule**

Phase	1st	2nd	3rd	4th	5th & 6th
ALL	325,000	957,000	0	0	0
<b>Totals</b>	<b>325,000</b>	<b>957,000</b>	<b>0</b>	<b>0</b>	<b>0</b>

Washington State S. T. I. P.

2024 to 2027

(Project Funds to Nearest Dollar)

MPO/RTPO: PSRC

Y Inside

N Outside

November 17, 2023

County: Pierce

Agency: Lakewood

Func Cls	Project Number	PIN	STIP ID	Imp Type	Total Project Length	Environmental Type	RW Required	Begin Termini	End Termini	Total Est. Cost of Project	STIP Amend. No.
04	2883(001)		LW-41	21	1.220	CE	No	112th Street SW	91st Ct SW	1,475,000	

Farwest Drive Safe Routes to School

Farwest Dr SW between 112th St SW and the existing sidewalk north of 92nd St SW install: (a) Approximately 3,275 feet of sidewalk, 6 feet wide with curb and gutter on the west side of the street; (b) Approximately 1,700 feet of bike lane on the west side of the road; (c) Pedestrian scale illumination; (d) ADA curb ramps and retrofits; (e) Approximately 1,700 feet of lane reductions going from 5 to 3 travel lanes between 93rd and 101st St. Two-way left-turn lane to remain with single through-lane in each direction.

**Funding**

Phase	Start Date	Federal Fund Code	Federal Funds	State Fund Code	State Funds	Local Funds	Total
CN	2024	SRTS	1,158,970		0	116,030	1,275,000
<b>Project Totals</b>			<b>1,158,970</b>		<b>0</b>	<b>116,030</b>	<b>1,275,000</b>

**Expenditure Schedule**

Phase	1st	2nd	3rd	4th	5th & 6th
ALL	1,275,000	0	0	0	0
<b>Totals</b>	<b>1,275,000</b>	<b>0</b>	<b>0</b>	<b>0</b>	<b>0</b>

Washington State S. T. I. P.

2024 to 2027

(Project Funds to Nearest Dollar)

MPO/RTPO: PSRC

Y Inside

N Outside

November 17, 2023

County: Pierce

Agency: Lakewood

Func Cls	Project Number	PIN	STIP ID	Imp Type	Total Project Length	Environmental Type	RW Required	Begin Termini	End Termini	Total Est. Cost of Project	STIP Amend. No.
03	2977(012)		LW-40	06	0.450	CE	No	96th Street SW	Steilacoom Boulevard	867,315	

S Tacoma - 96th to Steilacoom Overlay

The purpose of this project is to reconstruct the wearing course of asphalt along South Tacoma Way between 96th Street SW and Steilacoom Boulevard. Improvements also include pavement repair, grinding, two-inch overlay, channelization, upgrading sidewalk ramps to conform with ADA, and signage.

Funding

Phase	Start Date	Federal Fund Code	Federal Funds		State Fund Code	State Funds	Local Funds	Total
			Federal	Funds				
CN	2024	STBG(UL)		705,000		0	110,500	815,500
<b>Project Totals</b>				<b>705,000</b>		<b>0</b>	<b>110,500</b>	<b>815,500</b>

Expenditure Schedule

Phase	1st	2nd	3rd	4th	5th & 6th
ALL	815,500	0	0	0	0
<b>Totals</b>	<b>815,500</b>	<b>0</b>	<b>0</b>	<b>0</b>	<b>0</b>

Washington State S. T. I. P.

2024 to 2027

(Project Funds to Nearest Dollar)

MPO/RTPO: PSRC

Y Inside

N Outside

November 17, 2023

County: Pierce

Agency: Lakewood

Func Cls	Project Number	PIN	STIP ID	Imp Type	Total Project Length	Environmental Type	RW Required	Begin Termini	End Termini	Total Est. Cost of Project	STIP Amend. No.
		WA354	LW-38	05	0.500	DCE	No	88th Street S	80th Street Ct SW	4,618,934	

South Tacoma Way - 88th to North City Limits

S Tacoma Way improvements include curb, gutter, sidewalk, bike lanes, and ADA compliant ramps and facilities along the project corridor. The project will provide storm retrofits and a stormwater treatment unit to meet or exceed DOE Standards. The project will also include a pavement overlay and pavement rehabilitation where necessary, as well as a new LED illumination, interconnect, and a new mast-arm signal at S Tacoma Way & 84th Street S.

Funding

Phase	Start Date	Federal Fund Code	Federal Funds	State Fund Code	State Funds	Local Funds	Total
CN	2024	DEMO	2,500,000		0	1,668,934	4,168,934
<b>Project Totals</b>			<b>2,500,000</b>		<b>0</b>	<b>1,668,934</b>	<b>4,168,934</b>

Expenditure Schedule

Phase	1st	2nd	3rd	4th	5th & 6th
ALL	4,168,934	0	0	0	0
<b>Totals</b>	<b>4,168,934</b>	<b>0</b>	<b>0</b>	<b>0</b>	<b>0</b>

Washington State S. T. I. P.

2024 to 2027

(Project Funds to Nearest Dollar)

MPO/RTPO: PSRC

Y Inside

N Outside

November 17, 2023

County: Pierce

Agency: Lakewood

Func Cls	Project Number	PIN	STIP ID	Imp Type	Total Project Length	Environmental Type	RW Required	Begin Termini	End Termini	Total Est. Cost of Project	STIP Amend. No.
03			LW-39A	28	0.300	DCE	Yes	83rd Ave SW	Weller Rd SW	3,298,781	

Steilacoom Blvd. SW Improvements: 83rd Av. SW to Weller Rd. SW

Steilacoom Blvd SW improvements include curb, gutter, sidewalks, bicycle facilities, street lights, pavement overlay and associated storm drainage on both sides between 83rd Ave SW and Weller Road SW. Retaining walls will be implemented in specific areas. The PE phase for this project was included in project STE-8, and the ROW phase is included in project LW-39. All ROW funds are programmed in LW-39. The construction phase for this project will be segmented and LW-39A is segment 83rd Ave SW to Weller Rd SW.

Funding

Phase	Start Date	Federal Fund Code	Federal Funds	State Fund Code	State Funds	Local Funds	Total
CN	2024	STBG(UL)	1,500,000		0	1,117,000	2,617,000
<b>Project Totals</b>			<b>1,500,000</b>		<b>0</b>	<b>1,117,000</b>	<b>2,617,000</b>

Expenditure Schedule

Phase	1st	2nd	3rd	4th	5th & 6th
ALL	2,617,000	0	0	0	0
<b>Totals</b>	<b>2,617,000</b>	<b>0</b>	<b>0</b>	<b>0</b>	<b>0</b>

Washington State S. T. I. P.

2024 to 2027

(Project Funds to Nearest Dollar)

MPO/RTPO: PSRC

Y Inside

N Outside

November 17, 2023

County: Pierce

Agency: Lakewood

Func Cls	Project Number	PIN	STIP ID	Imp Type	Total Project Length	Environmental Type	RW Required	Begin Termini	End Termini	Total Est. Cost of Project	STIP Amend. No.
03			LW-44	04	0.300	DCE	No	87th Av. SW	83rd Av. SW	2,708,000	

Steilacoom Boulevard: 87th Av. SW to 83rd Av. SW

Relocate or increase offset of utility poles and remove or relocate roadside objects; improve street lighting; resurface pavement; increase pavement marking reflectivity; change driveway type; install flashing yellow arrow operation, audible pedestrian push buttons, countdown pedestrian signals; rechannelize roadway to include bike lanes and narrower travel lanes; change traffic signal from span wires to mast arms.

Funding

Phase	Start Date	Federal Fund Code	Federal Funds		State Funds	Local Funds	Total
			Federal Funds	State Fund Code			
CN	2024	HSIP	2,301,800		0	406,200	2,708,000
<b>Project Totals</b>			<b>2,301,800</b>		<b>0</b>	<b>406,200</b>	<b>2,708,000</b>

Expenditure Schedule

Phase	1st	2nd	3rd	4th	5th & 6th
ALL	2,708,000	0	0	0	0
<b>Totals</b>	<b>2,708,000</b>	<b>0</b>	<b>0</b>	<b>0</b>	<b>0</b>

Agency Totals for Lakewood	Federal Funds		State Funds	Local Funds	Total
	Federal Funds	State Funds			
	10,455,540	0	3,953,603	14,409,143	

Washington State S. T. I. P.

2024 to 2027

(Project Funds to Nearest Dollar)

MPO/RTPO: PSRC

Y Inside

N Outside

November 17, 2023

County: Snohomish

Agency: Lynnwood

Func Cls	Project Number	PIN	STIP ID	Imp Type	Total Project Length	Environmental Type	RW Required	Begin Termini	End Termini	Total Est. Cost of Project	STIP Amend. No.
04			LYN-56	06	0.600	CE	No	184th St SW	446 ft north of Alderwood Mall Blvd	2,980,000	

33rd Ave W (184th St SW to Poplar Wy Bridge)

Grind and HMA overlay with fiber-reinforced asphalt.

Funding

Phase	Start Date	Federal	Fund Code	Federal Funds	State Fund Code	State Funds	Local Funds	Total
CN	2025		STBG(UL)	700,000		0	1,900,000	2,600,000
<b>Project Totals</b>				<b>700,000</b>		<b>0</b>	<b>1,900,000</b>	<b>2,600,000</b>

Expenditure Schedule

Phase	1st	2nd	3rd	4th	5th & 6th
ALL	0	2,600,000	0	0	0
<b>Totals</b>	<b>0</b>	<b>2,600,000</b>	<b>0</b>	<b>0</b>	<b>0</b>

Washington State S. T. I. P.

2024 to 2027

(Project Funds to Nearest Dollar)

MPO/RTPO: PSRC

Y Inside

N Outside

November 17, 2023

County: Snohomish

Agency: Lynnwood

Func Cls	Project Number	PIN	STIP ID	Imp Type	Total Project Length	Environmental Type	RW Required	Begin Termini	End Termini	Total Est. Cost of Project	STIP Amend. No.
05			LYN-50A	01	0.200	DCE	Yes	Alderwood Mall Boulevard	196th Street SW	20,000,000	

42nd Avenue W Improvements Segment 1

The project will construct a new grid street, 42nd Avenue W, from Alderwood Mall Boulevard to 196th Street SW, within the Lynnwood Regional Growth Center. The project includes approximately 1,400 feet of new infrastructure providing multiple travel lanes, sidewalks, bicycle facilities, curb, gutter, landscaping, hardscaping, illumination, traffic signals, retaining walls and utility improvements. Design for this project is part of a larger corridor under LYN-50. LYN-50A will fund Segment 1 (Alderwood Mall Boulevard to 196th Street SW) right-of-way and construction. Segment 2 (196th Street SW to 194th Street SW) right-of-way and construction will be included in a future project (LYN-50B).

Funding

Phase	Start Date	Federal	Fund Code	Federal Funds		State Fund Code	State Funds	Local Funds	Total
RW	2024		STBG(UL)	3,000,000			0	5,000,000	8,000,000
CN	2025		STBG(UL)	5,000,000			0	7,000,000	12,000,000
<b>Project Totals</b>				<b>8,000,000</b>			<b>0</b>	<b>12,000,000</b>	<b>20,000,000</b>

Expenditure Schedule

Phase	1st	2nd	3rd	4th	5th & 6th
ALL	8,000,000	12,000,000	0	0	0
<b>Totals</b>	<b>8,000,000</b>	<b>12,000,000</b>	<b>0</b>	<b>0</b>	<b>0</b>



Washington State S. T. I. P.

2024 to 2027

(Project Funds to Nearest Dollar)

MPO/RTPO: PSRC

Y Inside

N Outside

November 17, 2023

County: Snohomish

Agency: Lynnwood

Func Cls	Project Number	PIN	STIP ID	Imp Type	Total Project Length	Environmental Type	RW Required	Begin Termini	End Termini	Total Est. Cost of Project	STIP Amend. No.
03			LYN-51	28	0.150	DCE	No	200th St SW	204th St SW/I-5 North off-ramp	3,830,000	

44th Ave W I-5 Underpass

Install sidewalk and crossing improvements, a shared use path, lighting, and public art.

**Funding**

Phase	Start Date	Federal Fund Code	Federal Funds	State Fund Code	State Funds	Local Funds	Total
CN	2025	CMAQ	1,370,000		0	2,060,000	3,430,000
<b>Project Totals</b>			<b>1,370,000</b>		<b>0</b>	<b>2,060,000</b>	<b>3,430,000</b>

**Expenditure Schedule**

Phase	1st	2nd	3rd	4th	5th & 6th
ALL	0	3,430,000	0	0	0
<b>Totals</b>	<b>0</b>	<b>3,430,000</b>	<b>0</b>	<b>0</b>	<b>0</b>

Washington State S. T. I. P.

2024 to 2027

(Project Funds to Nearest Dollar)

MPO/RTPO: PSRC

Y Inside

N Outside

November 17, 2023

County: Snohomish

Agency: Lynnwood

Func Cls	Project Number	PIN	STIP ID	Imp Type	Total Project Length	Environmental Type	RW Required	Begin Termini	End Termini	Total Est. Cost of Project	STIP Amend. No.
04			LYN-52	05	0.340	CE	No	Alderwood Mall Blvd	184th St SW	2,400,000	

Alderwood Mall Parkway Pavement Preservation

The project includes pavement overlay along Alderwood Mall Parkway from Alderwood Mall Blvd to 184th St SW.

**Funding**

Phase	Start Date	Federal	Fund Code	Federal Funds	State Fund Code	State Funds	Local Funds	Total
CN	2024		STBG(UL)	750,000		0	1,450,000	2,200,000
<b>Project Totals</b>				<b>750,000</b>		<b>0</b>	<b>1,450,000</b>	<b>2,200,000</b>

**Expenditure Schedule**

Phase	1st	2nd	3rd	4th	5th & 6th
ALL	2,200,000	0	0	0	0
<b>Totals</b>	<b>2,200,000</b>	<b>0</b>	<b>0</b>	<b>0</b>	<b>0</b>

Washington State S. T. I. P.

2024 to 2027

(Project Funds to Nearest Dollar)

MPO/RTPO: PSRC

Y Inside

N Outside

November 17, 2023

County: Snohomish

Agency: Lynnwood

Func Cls	Project Number	PIN	STIP ID	Imp Type	Total Project Length	Environmental Type	RW Required	Begin Termini	End Termini	Total Est. Cost of Project	STIP Amend. No.
04	2004(037)		LYN-38	08	0.400	CE	Yes	Poplar Way/Alderwood Mall PKWY	33rd Ave W/Alderwood Mall BLVD	50,005,112	

Connecting Lynnwood: Poplar Way Bridge

Construct the new multimodal six-lane bridge over I-5 between the intersections of 196th Street SW (State Route 524) & Poplar Way and 33rd Avenue W & Alderwood Mall Boulevard. The bridge will provide for multimodal travel with a sidewalk (west side) and shared use path (east side). The two intersections will be modified to meet the profile and width of the new bridge, and a tunnel (three sided concrete box structure) will be constructed to allow the Interurban Trail to pass beneath the new bridge. Widening and restriping of portions of Poplar Way, 196th Street SW, Alderwood Mall Boulevard, 33rd Avenue W, and Alderwood Mall Parkway are also included.

**Funding**

Phase	Start Date	Federal Fund Code	Federal Funds		State Fund Code	State Funds	Local Funds	Total
			Federal	State				
CN	2024		0		TIB	5,000,000	0	5,000,000
CN	2024	RAISE	25,000,000		MAW	10,000,000	2,085,000	37,085,000
<b>Project Totals</b>			<b>25,000,000</b>			<b>15,000,000</b>	<b>2,085,000</b>	<b>42,085,000</b>

**Expenditure Schedule**

Phase	1st	2nd	3rd	4th	5th & 6th
ALL	42,085,000	0	0	0	0
<b>Totals</b>	<b>42,085,000</b>	<b>0</b>	<b>0</b>	<b>0</b>	<b>0</b>

Washington State S. T. I. P.

2024 to 2027

(Project Funds to Nearest Dollar)

MPO/RTPO: PSRC

Y Inside

N Outside

November 17, 2023

County: Snohomish

Agency: Lynnwood

Func Cls	Project Number	PIN	STIP ID	Imp Type	Total Project Length	Environmental Type	RW Required	Begin Termini	End Termini	Total Est. Cost of Project	STIP Amend. No.
00			LYN-55	28	0.000	CE	No	200th Street SW	Wilcox Park	9,287,926	

Scriber Creek Trail Phase 3

This trail project converts approximately one mile of narrow walking paths into a non-motorized transportation facility. The proposed trail is designed as accessible, shared-use infrastructure with hard surfaces. Portions of the trail at-grade will be constructed with hard surfaces. Where necessary in wetland areas, the trail will be constructed on elevated boardwalk, and at stream crossings bridges will be installed. This project is for phase 3 of the larger Scriber Creek Trail project. Phase 1 is included in LYN-9. Phase 2 is included in LYN-53. Phase 3 extends the trail north within separated public right-of-way from 200th St SW to Wilcox Park through Scriber Lake Park, improving the intersection crossing at 196th St SW/ 52nd Ave.

**Funding**

Phase	Start Date	Federal	Fund Code	Federal Funds	State Fund Code	State Funds	Local Funds	Total
CN	2024		TA(UL)	1,870,096		0	6,381,760	8,251,856
<b>Project Totals</b>				<b>1,870,096</b>		<b>0</b>	<b>6,381,760</b>	<b>8,251,856</b>

**Expenditure Schedule**

Phase	1st	2nd	3rd	4th	5th & 6th
ALL	8,251,856	0	0	0	0
<b>Totals</b>	<b>8,251,856</b>	<b>0</b>	<b>0</b>	<b>0</b>	<b>0</b>

	Federal Funds	State Funds	Local Funds	Total
<b>Agency Totals for Lynnwood</b>	<b>37,690,096</b>	<b>15,000,000</b>	<b>25,876,760</b>	<b>78,566,856</b>

Washington State S. T. I. P.

2024 to 2027

(Project Funds to Nearest Dollar)

MPO/RTPO: PSRC

Y Inside

N Outside

November 17, 2023

County: King

Agency: Maple Valley

Func Cls	Project Number	PIN	STIP ID	Imp Type	Total Project Length	Environmental Type	RW Required	Begin Termini	End Termini	Total Est. Cost of Project	STIP Amend. No.
00	000S(660)		MV-9	21	0.000	DCE	No	N/A	N/A	317,000	

Stop and Speed Limit Signs Safety Enhancements - Citywide

Install and/or replace existing stop and speed limit signage with solar powered perimeter flashing LED warning light signs; install radar speed feedback signs.

Funding

Phase	Start Date	Federal	Fund Code	Federal Funds	State Fund Code	State Funds	Local Funds	Total
CN	2024		HSIP	272,000		0	0	272,000
<b>Project Totals</b>				<b>272,000</b>		<b>0</b>	<b>0</b>	<b>272,000</b>

Expenditure Schedule

Phase	1st	2nd	3rd	4th	5th & 6th
ALL	272,000	0	0	0	0
<b>Totals</b>	<b>272,000</b>	<b>0</b>	<b>0</b>	<b>0</b>	<b>0</b>

	Federal Funds	State Funds	Local Funds	Total
<b>Agency Totals for Maple Valley</b>	<b>272,000</b>	<b>0</b>	<b>0</b>	<b>272,000</b>

Washington State S. T. I. P.

2024 to 2027

(Project Funds to Nearest Dollar)

MPO/RTPO: PSRC

Y Inside

N Outside

November 17, 2023

County: Snohomish

Agency: Marysville

Func Cls	Project Number	PIN	STIP ID	Imp Type	Total Project Length	Environmental Type	RW Required	Begin Termini	End Termini	Total Est. Cost of Project	STIP Amend. No.
03	2701(006)		MAR-33	06	0.370	CE	No	Freeway Entrance	Stave Ave	1,656,400	

116th St Pavement Preservation NHS

This project will include a full width grind and 2-inch overlay, pavement repair where necessary, upgrade curb ramps to meet ADA (including improvements at signalized intersections triggered by ramp upgrades), utility adjustment, signal detection replacement, and pavement markings.

**Funding**

Phase	Start Date	Federal	Fund Code	Federal Funds	State Fund Code	State Funds	Local Funds	Total
CN	2024		NHPP	1,506,378		0	75,022	1,581,400
<b>Project Totals</b>				<b>1,506,378</b>		<b>0</b>	<b>75,022</b>	<b>1,581,400</b>

**Expenditure Schedule**

Phase	1st	2nd	3rd	4th	5th & 6th
ALL	1,581,400	0	0	0	0
<b>Totals</b>	<b>1,581,400</b>	<b>0</b>	<b>0</b>	<b>0</b>	<b>0</b>

Washington State S. T. I. P.

2024 to 2027

(Project Funds to Nearest Dollar)

MPO/RTPO: PSRC

Y Inside

N Outside

November 17, 2023

County: Snohomish

Agency: Marysville

Func Cls	Project Number	PIN	STIP ID	Imp Type	Total Project Length	Environmental Type	RW Required	Begin Termini	End Termini	Total Est. Cost of Project	STIP Amend. No.
04			MAR-30	03	0.500	CE	Yes	Smokey Point Blvd.	Hayho Creek	1,500,459	

156th ST NE Corridor Improvements

Construction of the full buildout of 156th St NE from 3 lanes to 5 lanes from Smokey Point Blvd. to west of Hayho Creek. The project will build out the south side of the roadway in order to remove a bottleneck along the arterial. The half-road widening improvement will include an additional 2 lanes, curb and gutter, landscaper strip, sidewalk, stormwater conveyance, illumination, signage and pavement markings. The sidewalk on the north side of the roadway will be widened to accommodate a shared use pathway to accommodate both bicyclists and pedestrians.

**Funding**

Phase	Start Date	Federal Fund Code	Federal Funds	State Fund Code	State Funds	Local Funds	Total
CN	2024	STBG(UM)	1,003,412		0	156,602	1,160,014
<b>Project Totals</b>			<b>1,003,412</b>		<b>0</b>	<b>156,602</b>	<b>1,160,014</b>

**Expenditure Schedule**

Phase	1st	2nd	3rd	4th	5th & 6th
ALL	1,160,014	0	0	0	0
<b>Totals</b>	<b>1,160,014</b>	<b>0</b>	<b>0</b>	<b>0</b>	<b>0</b>

Washington State S. T. I. P.

2024 to 2027

(Project Funds to Nearest Dollar)

MPO/RTPO: PSRC

Y Inside

N Outside

November 17, 2023

County: Snohomish

Agency: Marysville

Func Cls	Project Number	PIN	STIP ID	Imp Type	Total Project Length	Environmental Type	RW Required	Begin Termini	End Termini	Total Est. Cost of Project	STIP Amend. No.
05	000S(672)		MAR-35	28	0.000	CE	No	N/A	N/A	86,000	

2020 City Safety RRFBs

Install Rectangular Rapid Flashing Beacons (RRFB) at the following locations: 100th St NE and 55th Ave NE and 51st Ave NE and 139th PL NE. Also includes associated ADA and utility work; pavement marking removal; and sign/post removal, relocation, or replacement as needed.

Funding

Phase	Start Date	Federal	Fund Code	Federal Funds		State Fund Code	State Funds	Local Funds	Total
PE	2024		HSIP		13,000		0	0	13,000
CN	2024		HSIP		73,000		0	0	73,000
<b>Project Totals</b>					<b>86,000</b>		<b>0</b>	<b>0</b>	<b>86,000</b>

Expenditure Schedule

Phase	1st	2nd	3rd	4th	5th & 6th
ALL	86,000	0	0	0	0
<b>Totals</b>	<b>86,000</b>	<b>0</b>	<b>0</b>	<b>0</b>	<b>0</b>



Washington State S. T. I. P.

2024 to 2027

(Project Funds to Nearest Dollar)

MPO/RTPO: PSRC

Y Inside

N Outside

November 17, 2023

County: Snohomish

Agency: Marysville

Func Cls	Project Number	PIN	STIP ID	Imp Type	Total Project Length	Environmental Type	RW Required	Begin Termini	End Termini	Total Est. Cost of Project	STIP Amend. No.
04			MAR-31	04	700.000	CE	Yes	N/A	N/A	1,186,760	

53rd and 61st Intersection and Shared-Use Path Improvements

The project will construct a traffic signal at the intersection of 61st ST NE & 53rd Ave NE as well as a multi-use path along 53rd Ave NE between 64th St NE (SR 528) & 61st St NE to connect Jennings Park trails to the Ebey Waterfront Trail system.

**Funding**

Phase	Start Date	Federal	Fund Code	Federal Funds	State Fund Code	State Funds	Local Funds	Total
CN	2024		CMAQ	655,419		0	280,894	936,313
<b>Project Totals</b>				<b>655,419</b>		<b>0</b>	<b>280,894</b>	<b>936,313</b>

**Expenditure Schedule**

Phase	1st	2nd	3rd	4th	5th & 6th
ALL	936,313	0	0	0	0
<b>Totals</b>	<b>936,313</b>	<b>0</b>	<b>0</b>	<b>0</b>	<b>0</b>

Washington State S. T. I. P.

2024 to 2027

(Project Funds to Nearest Dollar)

MPO/RTPO: PSRC

Y Inside

N Outside

November 17, 2023

County: Snohomish

Agency: Marysville

Func Cls	Project Number	PIN	STIP ID	Imp Type	Total Project Length	Environmental Type	RW Required	Begin Termini	End Termini	Total Est. Cost of Project	STIP Amend. No.
04			MAR-34	05	0.690	CE	No	Grove Street	88th Street NE	1,016,991	

67th Ave NE (Grove St to 88th St NE)

This is a preservation project that will include minor pavement repair, grinding and overlay on 67th Ave NE from Grove Street to 88th St NE. The project will also include the necessary ADA ramp upgrades, pavement markings and replacing traffic control loops.

Funding

Phase	Start Date	Federal	Fund Code	Federal Funds	State Fund Code	State Funds	Local Funds	Total
CN	2025		STBG(UM)	550,000		0	381,461	931,461
<b>Project Totals</b>				<b>550,000</b>		<b>0</b>	<b>381,461</b>	<b>931,461</b>

Expenditure Schedule

Phase	1st	2nd	3rd	4th	5th & 6th
ALL	0	931,461	0	0	0
<b>Totals</b>	<b>0</b>	<b>931,461</b>	<b>0</b>	<b>0</b>	<b>0</b>

Washington State S. T. I. P.

2024 to 2027

(Project Funds to Nearest Dollar)

MPO/RTPO: PSRC

Y Inside

N Outside

November 17, 2023

County: Snohomish

Agency: Marysville

Func Cls	Project Number	PIN	STIP ID	Imp Type	Total Project Length	Environmental Type	RW Required	Begin Termini	End Termini	Total Est. Cost of Project	STIP Amend. No.
03			MAR-27A	03	0.800	CE	Yes	State Avenue	55th Avenue NE	13,332,000	

88th St NE Phase 1 (State Ave to 55th Ave NE)

The phase 1 project will construct a 3 lane roadway with shared usepaths to replace the existing 2 lane roadway with minimal shoulders. Curb and gutter, shared use paths, ADA ramps, and landscape strips will be installed. Shared use paths will accommodate both pedestrian and bicyclist and meet ADA standards. Two existing traffic signals will be replaced at 51st Avenue and at 55th Avenue along with existing pedestrian crossings. Illumination will also be installed along the corridor. NOTE: This project is Phase 1 of the 88th St. NE Corridor Improvements from State Avenue to 67th Avenue NE with STIP ID - MAR-27 for ROW funds.

Funding

Phase	Start Date	Federal Fund Code	Federal Funds	State Fund Code	State Funds	Local Funds	Total
CN	2026	STBG(UM)	2,597,500		0	9,402,500	12,000,000
<b>Project Totals</b>			<b>2,597,500</b>		<b>0</b>	<b>9,402,500</b>	<b>12,000,000</b>

Expenditure Schedule

Phase	1st	2nd	3rd	4th	5th & 6th
ALL	0	0	12,000,000	0	0
<b>Totals</b>	<b>0</b>	<b>0</b>	<b>12,000,000</b>	<b>0</b>	<b>0</b>

Washington State S. T. I. P.

2024 to 2027

(Project Funds to Nearest Dollar)

MPO/RTPO: PSRC

Y Inside

N Outside

November 17, 2023

County: Snohomish

Agency: Marysville

Func Cls	Project Number	PIN	STIP ID	Imp Type	Total Project Length	Environmental Type	RW Required	Begin Termini	End Termini	Total Est. Cost of Project	STIP Amend. No.
00			MAR-36	28	0.000	CE	No	N/A	N/A	703,000	

Citywide Pedestrians Safety Improvements

Install Rectangular Rapid Flashing Beacons, marked crosswalks, and associated crosswalk improvements at 12 locations.

**Funding**

Phase	Start Date	Federal	Fund Code	Federal Funds		State Funds		Local Funds	Total
				Federal Funds	State Fund Code	State Funds	Local Funds		
PE	2024		HSIP	118,000		0	0	0	118,000
CN	2024		HSIP	585,000		0	0	0	585,000
<b>Project Totals</b>				<b>703,000</b>		<b>0</b>	<b>0</b>	<b>0</b>	<b>703,000</b>

**Expenditure Schedule**

Phase	1st	2nd	3rd	4th	5th & 6th
ALL	703,000	0	0	0	0
<b>Totals</b>	<b>703,000</b>	<b>0</b>	<b>0</b>	<b>0</b>	<b>0</b>

Washington State S. T. I. P.

2024 to 2027

(Project Funds to Nearest Dollar)

MPO/RTPO: PSRC

Y Inside

N Outside

November 17, 2023

County: Snohomish

Agency: Marysville

Func Cls	Project Number	PIN	STIP ID	Imp Type	Total Project Length	Environmental Type	RW Required	Begin Termini	End Termini	Total Est. Cost of Project	STIP Amend. No.
04		WA346	MAR-38	03	0.000	CE	Yes	Cedar Avenue	State Avenue	31,801,761	

Grove Street Overcrossing

Construct an overcrossing on Grove Street spanning the BNSF railway track.

**Funding**

Phase	Start Date	Federal	Fund Code	Federal Funds		State Funds		Local Funds	Total
				Federal Funds	State Fund Code	State Funds	Local Funds		
PE	2024		DEMO	1,013,299	MAW	1,500,000	1,101,761	3,615,060	
RW	2024		DEMO	1,986,701	MAW	3,500,000	0	5,486,701	
<b>Project Totals</b>				<b>3,000,000</b>		<b>5,000,000</b>	<b>1,101,761</b>	<b>9,101,761</b>	

**Expenditure Schedule**

Phase	1st	2nd	3rd	4th	5th & 6th
ALL	9,101,761	0	0	0	0
<b>Totals</b>	<b>9,101,761</b>	<b>0</b>	<b>0</b>	<b>0</b>	<b>0</b>

Washington State S. T. I. P.

2024 to 2027

(Project Funds to Nearest Dollar)

MPO/RTPO: PSRC

Y Inside

N Outside

November 17, 2023

County: Snohomish

Agency: Marysville

Func Cls	Project Number	PIN	STIP ID	Imp Type	Total Project Length	Environmental Type	RW Required	Begin Termini	End Termini	Total Est. Cost of Project	STIP Amend. No.
03	2691(012)		MAR-32	06	0.800	CE	No	1st St. NE	Grove St.	2,860,500	

State Avenue Corridor Pavement Preservation NHS

This project will include a full width grind and 2-inch overlay, pavement repair where necessary, upgrade curb ramps to meet ADA (including improvements at signalized intersections triggered by ramp upgrades), utility adjustment, signal detection replacement, and pavement markings.

**Funding**

Phase	Start Date	Federal	Fund Code	Federal Funds	State Fund Code	State Funds	Local Funds	Total
CN	2024		NHPP	2,690,000		0	500	2,690,500
<b>Project Totals</b>				<b>2,690,000</b>		<b>0</b>	<b>500</b>	<b>2,690,500</b>

**Expenditure Schedule**

Phase	1st	2nd	3rd	4th	5th & 6th
ALL	2,690,500	0	0	0	0
<b>Totals</b>	<b>2,690,500</b>	<b>0</b>	<b>0</b>	<b>0</b>	<b>0</b>

	Federal Funds	State Funds	Local Funds	Total
<b>Agency Totals for Marysville</b>	<b>12,791,709</b>	<b>5,000,000</b>	<b>11,398,740</b>	<b>29,190,449</b>

Washington State S. T. I. P.

2024 to 2027

(Project Funds to Nearest Dollar)

MPO/RTPO: PSRC

Y Inside

N Outside

November 17, 2023

County: King

Agency: Mercer Island

Func Cls	Project Number	PIN	STIP ID	Imp Type	Total Project Length	Environmental Type	RW Required	Begin Termini	End Termini	Total Est. Cost of Project	STIP Amend. No.
04			MI-11	04	0.000	CE	No	N/A	N/A	185,000	

Traffic Signal Safety Improvements

This project proposed to install several traffic signal safety and ADA enhancements at four of the City's traffic signals, including flashing yellow arrow, new pedestrian push buttons, and reflective backplates. The four signalized intersections include: SE 27th Street and 77th Avenue SE, SE 27th Street and 78th Street, Island Crest Way and SE 40th Street, 40th Street and 86th Avenue SE.

Funding

Phase	Start Date	Federal Fund Code	Federal Funds		State Fund Code	State Funds	Local Funds	Total
			Federal Funds	State Funds				
PE	2024	HSIP	30,000			0	0	30,000
CN	2024	HSIP	155,000			0	0	155,000
<b>Project Totals</b>			<b>185,000</b>			<b>0</b>	<b>0</b>	<b>185,000</b>

Expenditure Schedule

Phase	1st	2nd	3rd	4th	5th & 6th
ALL	185,000	0	0	0	0
<b>Totals</b>	<b>185,000</b>	<b>0</b>	<b>0</b>	<b>0</b>	<b>0</b>

Agency Totals for Mercer Island	Federal Funds		State Funds	Local Funds	Total
	Federal Funds	State Funds			
Agency Totals for Mercer Island	185,000		0	0	185,000

Washington State S. T. I. P.

2024 to 2027

(Project Funds to Nearest Dollar)

MPO/RTPO: PSRC

Y Inside

N Outside

November 17, 2023

County: Pierce

Agency: Milton

Func Cls	Project Number	PIN	STIP ID	Imp Type	Total Project Length	Environmental Type	RW Required	Begin Termini	End Termini	Total Est. Cost of Project	STIP Amend. No.
00	0785(005)		MIL-14	28	0.590	EIS	Yes	Interurban Trailhead on S. 380	Interurban Trailhead at Milita	2,475,000	

Interurban Trail Connection

This project will extend the Interurban Trail from where it ends in the King County portion of Milton at 380th St. to the leg of the Interurban Trail in Edgewood that is at Military Road near 31st Ave. and the trail-head at 114th Ave. E., immediately connecting trail users in Fife to Edgewood and ultimately closing another missing link in the entire Interurban Trail. This kind of regional connectivity will alleviate traffic congestion and air pollution by offering a truly connected avenue for non-motorized commuters and recreational trail goers.

**Funding**

Phase	Start Date	Federal Fund Code	Federal Funds	State Fund Code	State Funds	Local Funds	Total
RW	2024	CMAQ 2.5	64,875		0	10,125	75,000
<b>Project Totals</b>			<b>64,875</b>		<b>0</b>	<b>10,125</b>	<b>75,000</b>

**Expenditure Schedule**

Phase	1st	2nd	3rd	4th	5th & 6th
ALL	75,000	0	0	0	0
<b>Totals</b>	<b>75,000</b>	<b>0</b>	<b>0</b>	<b>0</b>	<b>0</b>

Agency Totals for Milton	Federal Funds	State Funds	Local Funds	Total
	64,875	0	10,125	75,000



Washington State S. T. I. P.

2024 to 2027

(Project Funds to Nearest Dollar)

MPO/RTPO: PSRC

Y Inside

N Outside

November 17, 2023

County: Snohomish

Agency: Monroe

Func Cls	Project Number	PIN	STIP ID	Imp Type	Total Project Length	Environmental Type	RW Required	Begin Termini	End Termini	Total Est. Cost of Project	STIP Amend. No.
05	2673(001)		MON-10	04	0.000	CE	Yes	N/A	N/A	993,894	

147th Signal

Install a signal at the intersection of 147th St. and 179th Ave. in the City of Monroe to include ADA ramps, APS (Pedestrian Signals), widening to accommodate truck traffic, provide dedicated left turn lane on 147th, pavement markings as necessary and remove existing mid-block ADA ramps.

Funding

Phase	Start Date	Federal Fund Code	Federal Funds		State Fund Code	State Funds	Local Funds	Total
			Federal Funds	State Funds				
CN	2024	CMAQ	665,000			0	103,786	768,786
<b>Project Totals</b>			<b>665,000</b>			<b>0</b>	<b>103,786</b>	<b>768,786</b>

Expenditure Schedule

Phase	1st	2nd	3rd	4th	5th & 6th
ALL	768,786	0	0	0	0
<b>Totals</b>	<b>768,786</b>	<b>0</b>	<b>0</b>	<b>0</b>	<b>0</b>

Washington State S. T. I. P.

2024 to 2027

(Project Funds to Nearest Dollar)

MPO/RTPO: PSRC

Y Inside

N Outside

November 17, 2023

County: Snohomish

Agency: Monroe

Func Cls	Project Number	PIN	STIP ID	Imp Type	Total Project Length	Environmental Type	RW Required	Begin Termini	End Termini	Total Est. Cost of Project	STIP Amend. No.
05	2632(001)		MON-11	21	0.000	CE	Yes	N/A	N/A	691,006	

Kelsey Street At-Grade Rail Crossing Improvements

Install new rail crossing protective device pedestrian flashers as a train warning for pedestrians, pedestrian escape paths and escape gates. Upgrade MUTCD signage, channelization, and pavement markings. BNSF upgrades to rail warning devices, constant warning time, relocate bungalow, new warning bell, crossing warning light upgrade to LED, review/update the signal pre-emption timing, install pedestrian safety enhancements including protective fencing, extend a section of sidewalk, installing ADA compliant detectable warnings, remove existing driveway, and relocating a transit stop.

**Funding**

Phase	Start Date	Federal Fund Code	Federal Funds	State Fund Code	State Funds	Local Funds	Total
CN	2024	HSIP	439,500		0	0	439,500
<b>Project Totals</b>			<b>439,500</b>		<b>0</b>	<b>0</b>	<b>439,500</b>

**Expenditure Schedule**

Phase	1st	2nd	3rd	4th	5th & 6th
ALL	439,500	0	0	0	0
<b>Totals</b>	<b>439,500</b>	<b>0</b>	<b>0</b>	<b>0</b>	<b>0</b>

Washington State S. T. I. P.

2024 to 2027

(Project Funds to Nearest Dollar)

MPO/RTPO: PSRC

Y Inside

N Outside

November 17, 2023

County: Snohomish

Agency: Monroe

Func Cls	Project Number	PIN	STIP ID	Imp Type	Total Project Length	Environmental Type	RW Required	Begin Termini	End Termini	Total Est. Cost of Project	STIP Amend. No.
04			MON-13	06	0.510	CE	No	US-2	Chain Lake Road	1,116,400	

North Kelsey Overlay

Grind and overlay North Kelsey Street from US-2 to Chain Lake Road. ADA ramps will be upgraded within the project corridor as deemed necessary to meet current federal ADA compliance. Pavement markings will be restored as necessary.

**Funding**

Phase	Start Date	Federal	Fund Code	Federal Funds	State Fund Code	State Funds	Local Funds	Total
PE	2025			0		0	90,700	90,700
CN	2026		STBG(UL)	696,481		0	329,219	1,025,700
<b>Project Totals</b>				<b>696,481</b>		<b>0</b>	<b>419,919</b>	<b>1,116,400</b>

**Expenditure Schedule**

Phase	1st	2nd	3rd	4th	5th & 6th
ALL	0	90,700	1,025,700	0	0
<b>Totals</b>	<b>0</b>	<b>90,700</b>	<b>1,025,700</b>	<b>0</b>	<b>0</b>

Washington State S. T. I. P.

2024 to 2027

(Project Funds to Nearest Dollar)

MPO/RTPO: PSRC

Y Inside

N Outside

November 17, 2023

County: Snohomish

Agency: Monroe

Func Cls	Project Number	PIN	STIP ID	Imp Type	Total Project Length	Environmental Type	RW Required	Begin Termini	End Termini	Total Est. Cost of Project	STIP Amend. No.
05			MON-12	28	0.280	CE	Yes	Woods Creek Road	Old Owen Road	8,549,100	

Tjerne Phase III (Woods Creek Road to Old Owen Rd)

Install curb, gutter, shared use paths, and center turn lane. Intersection improvements at Oaks Street and Old Owen Road by signalization or roundabout. Extend sidewalks from Oaks Street to existing sidewalk network near US 2

Funding

Phase	Start Date	Federal	Fund Code	Federal Funds	State Fund Code	State Funds	Local Funds	Total
PE	2025		STBG(UL)	460,000		0	90,100	550,100
<b>Project Totals</b>				<b>460,000</b>		<b>0</b>	<b>90,100</b>	<b>550,100</b>

Expenditure Schedule

Phase	1st	2nd	3rd	4th	5th & 6th
ALL	0	550,100	0	0	0
<b>Totals</b>	<b>0</b>	<b>550,100</b>	<b>0</b>	<b>0</b>	<b>0</b>

	Federal Funds	State Funds	Local Funds	Total
<b>Agency Totals for Monroe</b>	<b>2,260,981</b>	<b>0</b>	<b>613,805</b>	<b>2,874,786</b>

Washington State S. T. I. P.

2024 to 2027

(Project Funds to Nearest Dollar)

MPO/RTPO: PSRC

Y Inside

N Outside

November 17, 2023

County: Snohomish

Agency: Mountlake Terrace

Func Cls	Project Number	PIN	STIP ID	Imp Type	Total Project Length	Environmental Type	RW Required	Begin Termini	End Termini	Total Est. Cost of Project	STIP Amend. No.
04			MOU-27	21	0.000	DCE	No	N/A	N/A	520,624	

2015 Citywide Safety Improvements

Improve safety at signalized intersections by adding Accessible Pedestrian Signals (APS) and modifying curb ramps to meet current ADA guidelines. Improve visibility of crosswalk signs at marked crosswalks at uncontrolled intersections and at mid-block crosswalks. Remove unwarranted crosswalk signs.

Funding

Phase	Start Date	Federal Fund Code	Federal Funds		State Fund Code	State Funds	Local Funds	Total
			Federal Funds	State Funds				
CN	2024	HSIP	427,449	0		0	4,803	432,252
<b>Project Totals</b>			<b>427,449</b>	<b>0</b>		<b>0</b>	<b>4,803</b>	<b>432,252</b>

Expenditure Schedule

Phase	1st	2nd	3rd	4th	5th & 6th
ALL	432,252	0	0	0	0
<b>Totals</b>	<b>432,252</b>	<b>0</b>	<b>0</b>	<b>0</b>	<b>0</b>

Washington State S. T. I. P.

2024 to 2027

(Project Funds to Nearest Dollar)

MPO/RTPO: PSRC

Y Inside

N Outside

November 17, 2023

County: Snohomish

Agency: Mountlake Terrace

Func Cls	Project Number	PIN	STIP ID	Imp Type	Total Project Length	Environmental Type	RW Required	Begin Termini	End Termini	Total Est. Cost of Project	STIP Amend. No.
00		WA326	MOU-30	28	0.000	DCE	Yes	N/A	N/A	3,300,000	

Transit Connection Corridor

Secondary phase of MOU-29 Veterans Memorial Park Trail Light Rail Access. This project will construct a pedestrian plaza and trails/pathways for access to and from the Transit Station using federal, state and local funds. When combined with MOU-29, this project is known as Transit Connection Corridor Project.

Funding

Phase	Start Date	Federal Fund Code	Federal Funds		State Fund Code	State Funds	Local Funds	Total
			Federal Funds	State Funds				
CN	2024	DEMO	2,000,000			0	500,000	2,500,000
<b>Project Totals</b>			<b>2,000,000</b>			<b>0</b>	<b>500,000</b>	<b>2,500,000</b>

Expenditure Schedule

Phase	1st	2nd	3rd	4th	5th & 6th
ALL	2,500,000	0	0	0	0
<b>Totals</b>	<b>2,500,000</b>	<b>0</b>	<b>0</b>	<b>0</b>	<b>0</b>

Washington State S. T. I. P.

2024 to 2027

(Project Funds to Nearest Dollar)

MPO/RTPO: PSRC

Y Inside

N Outside

November 17, 2023

County: Snohomish

Agency: Mountlake Terrace

Func Cls	Project Number	PIN	STIP ID	Imp Type	Total Project Length	Environmental Type	RW Required	Begin Termini	End Termini	Total Est. Cost of Project	STIP Amend. No.
00			MOU-29	28	0.230	CE	No	234th St SW & 58th Ave W	236th St SW & Mountlake Terrac	2,065,000	

Veterans Memorial Park Trail Light Rail Access

This project will install a paved pedestrian walking surface along the Veterans Memorial Park Trail to provide a walking route with improved surface between the Mountlake Terrace Town Center, Civic Campus, and the Mountlake Terrace Transit Center, which is the site of the future light rail station. The project includes pedestrian lighting to improve pedestrian vision along the forested trail and a pedestrian bridge crossing a seasonal creek. This project will be constructed using matching funds provided by Sound Transit.

**Funding**

Phase	Start Date	Federal Fund Code	Federal Funds	State Fund Code	State Funds	Local Funds	Total
CN	2024	TA(UL)	1,117,000		0	648,000	1,765,000
<b>Project Totals</b>			<b>1,117,000</b>		<b>0</b>	<b>648,000</b>	<b>1,765,000</b>

**Expenditure Schedule**

Phase	1st	2nd	3rd	4th	5th & 6th
ALL	1,765,000	0	0	0	0
<b>Totals</b>	<b>1,765,000</b>	<b>0</b>	<b>0</b>	<b>0</b>	<b>0</b>

	Federal Funds	State Funds	Local Funds	Total
<b>Agency Totals for Mountlake Terrace</b>	<b>3,544,449</b>	<b>0</b>	<b>1,152,803</b>	<b>4,697,252</b>

Washington State S. T. I. P.

2024 to 2027

(Project Funds to Nearest Dollar)

MPO/RTPO: PSRC

Y Inside

N Outside

November 17, 2023

County: Snohomish

Agency: Mukilteo

Func Cls	Project Number	PIN	STIP ID	Imp Type	Total Project Length	Environmental Type	RW Required	Begin Termini	End Termini	Total Est. Cost of Project	STIP Amend. No.
05	2761(001)		MUK-9	05	0.400	CE	No	Harbour Pointe Blvd.	47th Avenue West	1,770,000	

47th Place West Pavement Preservation

Extend the life of the pavement on 47th PI W by completing pavement grinding, HMA overlay, full depth pavement repair where needed, curb rampupgrades to comply with ADA requirements, restriping, and upgraded signage to comply with MUTCD standards. Channelization may also be modified to include bicycle lanes, following an evaluation to determine community desire for this change.

**Funding**

Phase	Start Date	Federal Fund Code	Federal Funds	State Fund Code	State Funds	Local Funds	Total
CN	2024	STBG(UL)	627,119		0	852,881	1,480,000
<b>Project Totals</b>			<b>627,119</b>		<b>0</b>	<b>852,881</b>	<b>1,480,000</b>

**Expenditure Schedule**

Phase	1st	2nd	3rd	4th	5th & 6th
ALL	1,480,000	0	0	0	0
<b>Totals</b>	<b>1,480,000</b>	<b>0</b>	<b>0</b>	<b>0</b>	<b>0</b>

	Federal Funds	State Funds	Local Funds	Total
<b>Agency Totals for Mukilteo</b>	<b>627,119</b>	<b>0</b>	<b>852,881</b>	<b>1,480,000</b>



Washington State S. T. I. P.

2024 to 2027

(Project Funds to Nearest Dollar)

MPO/RTPO: PSRC

Y Inside

N Outside

November 17, 2023

County: King

Agency: Newcastle

Func Cls	Project Number	PIN	STIP ID	Imp Type	Total Project Length	Environmental Type	RW Required	Begin Termini	End Termini	Total Est. Cost of Project	STIP Amend. No.
04			NC-7	05	2.000	CE	No	SE May Creek Park Dr: SE 86th 1 of 3 Pl; 116th Ave SE: SE 76th St; 112th Ave SE: Newcastle Wy	SE May Creek Park Dr: 125th Pl SE; 116th Ave SE: Newcastle Wy; 112th Ave SE: SE 64th St	1,325,000	

2024 Newcastle Pavement Overlay Program

This project's goal is to resurface three road segments at approximately 2 miles combined in length. The bulk of full depth pavement repair has been completed in previous years. The majority of the road segments will receive a 3' grind and 3' HMA overlay. The remaining minority will simply require a 3' HMA overlay in areas that have received pavement repair. Although, all segments are designated bike routes in Newcastle's Non-Motorized Plan, some are not exclusive bike lanes. There are ADA retrofits on all segments; the quantity and overall segments lengths are listed below: SE May Creek Park Dr. has a segment length of 1.25 miles and 3 ADA retrofits. (FCID 1338 - Begin: SE 86th Pl, End: 125th Pl SE). 112th Ave SE segment length is 0.25 miles and 4 ADA retrofits. (FCID 1342 - Begin: SE 64th St, End: Newcastle Way). 116th Ave SE has a segment length of 0.50 miles with 7 ADA retrofits. (FCID 1313 - Begin: Newcastle Way, End: SE 76th St).

Funding

Phase	Start Date	Federal Fund Code	Federal Funds	State Fund Code	State Funds	Local Funds	Total
CN	2024	STBG(UL)	600,000		0	605,000	1,205,000
<b>Project Totals</b>			<b>600,000</b>		<b>0</b>	<b>605,000</b>	<b>1,205,000</b>

Expenditure Schedule

Phase	1st	2nd	3rd	4th	5th & 6th
ALL	1,205,000	0	0	0	0
<b>Totals</b>	<b>1,205,000</b>	<b>0</b>	<b>0</b>	<b>0</b>	<b>0</b>

Washington State S. T. I. P.

2024 to 2027

(Project Funds to Nearest Dollar)

MPO/RTPO: PSRC

Y Inside

N Outside

November 17, 2023

County: King

Agency: Newcastle

Func Cls	Project Number	PIN	STIP ID	Imp Type	Total Project Length	Environmental Type	RW Required	Begin Termini	End Termini	Total Est. Cost of Project	STIP Amend. No.
04			NC-8	06	1.900	CE	No	Various	Various	1,999,990	

2026 Pavement Management Program

Grind and overlay roadway segments with pavement repair where necessary. Retrofit deficient curb ramps to current ADA standards, update pedestrian signal heads and push buttons at signalized intersections to current ADA standards. Reinstall signal induction loops and channelization pavement markings and property restoration near ramp retrofits.

**Funding**

Phase	Start Date	Federal Fund Code	Federal Funds		State Fund Code	State Funds	Local Funds	Total
			Federal Funds	State Funds				
PE	2025			0		0	181,818	181,818
CN	2026	STBG(UL)	900,000			0	918,172	1,818,172
<b>Project Totals</b>			<b>900,000</b>			<b>0</b>	<b>1,099,990</b>	<b>1,999,990</b>

**Expenditure Schedule**

Phase	1st	2nd	3rd	4th	5th & 6th
ALL	0	181,818	1,818,172	0	0
<b>Totals</b>	<b>0</b>	<b>181,818</b>	<b>1,818,172</b>	<b>0</b>	<b>0</b>

Agency Totals for Newcastle	Federal Funds		State Funds	Local Funds	Total
	Federal Funds	State Funds			
Agency Totals for Newcastle	1,500,000	0	0	1,704,990	3,204,990

Washington State S. T. I. P.

2024 to 2027

(Project Funds to Nearest Dollar)

MPO/RTPO: PSRC

Y Inside

N Outside

November 17, 2023

County: King

Agency: North Bend

Func Cls	Project Number	PIN	STIP ID	Imp Type	Total Project Length	Environmental Type	RW Required	Begin Termini	End Termini	Total Est. Cost of Project	STIP Amend. No.
03			NB-16	21	0.000	CE	No	N/A	N/A	2,721,000	

Bendigo Blvd, NW 8th St, North Bend Way Crossing Improvements

Relocate and widen railroad crossings at Bendigo Blvd, NW 8th St, and North Bend Way and replace asphalt-surfaced crossing with concrete panels. Additionally at the Bendigo Blvd crossing, relocate signals and sidewalks and install new gate and various flashing lights and warning devices. At the NW 8th St crossing install automatic gates, flashing lights, and active warning devices.

Funding

Phase	Start Date	Federal Fund Code	Federal Funds		State Fund Code	State Funds	Local Funds	Total
			Federal	Fund Code				
PE	2024	HSIP	89,000			0	0	89,000
CN	2024	HSIP	2,632,000			0	0	2,632,000
<b>Project Totals</b>			<b>2,721,000</b>			<b>0</b>	<b>0</b>	<b>2,721,000</b>

Expenditure Schedule

Phase	1st	2nd	3rd	4th	5th & 6th
ALL	2,721,000	0	0	0	0
<b>Totals</b>	<b>2,721,000</b>	<b>0</b>	<b>0</b>	<b>0</b>	<b>0</b>

Washington State S. T. I. P.

2024 to 2027

(Project Funds to Nearest Dollar)

MPO/RTPO: PSRC

Y Inside

N Outside

November 17, 2023

County: King

Agency: North Bend

Func Cls	Project Number	PIN	STIP ID	Imp Type	Total Project Length	Environmental Type	RW Required	Begin Termini	End Termini	Total Est. Cost of Project	STIP Amend. No.
00	2817(003)		NB-14	05	0.000	DCE	No	650 feet Northwest of Sydney Ave N	1150 feet SE of NW 8th	1,955,200	

North Bend Bridge No. 3 deck replacement

Remove and replace the bridge deck over the South Fork Snoqualmie River.

Funding

Phase	Start Date	Federal Fund Code	Federal Funds	State Fund Code	State Funds	Local Funds	Total
CN	2024	BR	1,592,000		0	0	1,592,000
<b>Project Totals</b>			<b>1,592,000</b>		<b>0</b>	<b>0</b>	<b>1,592,000</b>

Expenditure Schedule

Phase	1st	2nd	3rd	4th	5th & 6th
ALL	1,592,000	0	0	0	0
<b>Totals</b>	<b>1,592,000</b>	<b>0</b>	<b>0</b>	<b>0</b>	<b>0</b>

Washington State S. T. I. P.

2024 to 2027

(Project Funds to Nearest Dollar)

MPO/RTPO: PSRC

Y Inside

N Outside

November 17, 2023

County: King

Agency: North Bend

Func Cls	Project Number	PIN	STIP ID	Imp Type	Total Project Length	Environmental Type	RW Required	Begin Termini	End Termini	Total Est. Cost of Project	STIP Amend. No.
03	9917(040)		NB-12	04	0.000	CE	Yes	N/A	N/A	4,422,295	

North Bend Way & Mt Si Road

Replace existing 2-way stop-controlled intersection with new roundabout. All legs and quadrants of the intersection will include pedestrian/bicycle crossings and multi-use nonmotorized pathways, respectively. The crossings will be illuminated, and rectangular rapid flashing beacons (RRFBs) will be provided for improved safety.

Funding

Phase	Start Date	Federal Fund Code	Federal Funds	State Fund Code	State Funds	Local Funds	Total
RW	2026	STBG(US)	203,040		0	31,960	235,000
<b>Project Totals</b>			<b>203,040</b>		<b>0</b>	<b>31,960</b>	<b>235,000</b>

Expenditure Schedule

Phase	1st	2nd	3rd	4th	5th & 6th
ALL	0	0	235,000	0	0
<b>Totals</b>	<b>0</b>	<b>0</b>	<b>235,000</b>	<b>0</b>	<b>0</b>

	Federal Funds	State Funds	Local Funds	Total
<b>Agency Totals for North Bend</b>	<b>4,516,040</b>	<b>0</b>	<b>31,960</b>	<b>4,548,000</b>

Washington State S. T. I. P.

2024 to 2027

(Project Funds to Nearest Dollar)

MPO/RTPO: PSRC

Y Inside

N Outside

November 17, 2023

County: Pierce

Agency: Northwest Seaport Alliance

Func Cls	Project Number	PIN	STIP ID	Imp Type	Total Project Length	Environmental Type	RW Required	Begin Termini	End Termini	Total Est. Cost of Project	STIP Amend. No.
00			NWSA-3	18	0.000	CE	No	N/A	N/A	6,014,700	

Zero-Emission Drayage Demonstration Program

Deploy 14 zero-emission drayage trucks and develop one truck charging/fueling station. Through a competitive process, the project will offer multi-stakeholder partnerships incentives of up to \$200,000 to cover up to 50 percent of the per unit cost of a zero-emission truck deployment, estimated at \$400,000 for each vehicle and associated charging/fueling infrastructure. We aim to secure additional funding by 2025 to increase this deployment to 25 or more trucks.

**Funding**

Phase	Start Date	Federal Fund Code	Federal Funds	State Fund Code	State Funds	Local Funds	Total
CN	2025	CMAQ	1,800,000		0	279,512	2,079,512
CN	2026	CMAQ	1,000,000		0	155,188	1,155,188
<b>Project Totals</b>			<b>2,800,000</b>		<b>0</b>	<b>434,700</b>	<b>3,234,700</b>

**Expenditure Schedule**

Phase	1st	2nd	3rd	4th	5th & 6th
ALL	0	2,079,512	1,155,188	0	0
<b>Totals</b>	<b>0</b>	<b>2,079,512</b>	<b>1,155,188</b>	<b>0</b>	<b>0</b>

	Federal Funds	State Funds	Local Funds	Total
<b>Agency Totals for Northwest Seaport Alliance</b>	<b>2,800,000</b>	<b>0</b>	<b>434,700</b>	<b>3,234,700</b>

Washington State S. T. I. P.

2024 to 2027

(Project Funds to Nearest Dollar)

MPO/RTPO: PSRC

Y Inside

N Outside

November 17, 2023

County: Pierce

Agency: Orting

Func Cls	Project Number	PIN	STIP ID	Imp Type	Total Project Length	Environmental Type	RW Required	Begin Termini	End Termini	Total Est. Cost of Project	STIP Amend. No.
04	3269(001)		ORT-4	01	0.800	CE	Yes	N/A	N/A	13,795,391	

Whitehawk Boulevard Extension

This project will construct a new connector roadway, extending Whitehawk Boulevard NW. The roadway includes the extension of Whitehawk Boulevard NW from the intersection of Whitehawk Blvd NW/Orting Avenue NW to the intersection of Calistoga St W/Kansas Street SW. New roadway is a single, asphalt-paved travel lane in each direction, curb and gutter, planter strips, and sidewalks on one side with a shared use path on the other side along the length of the roadway. The project includes water, sewer, stormwater facilities and mitigation, wetland mitigation facilities offsite, flood compensatory storage, and permitting. Single lane roundabouts will be constructed at the intersections of SR 162/Whitehawk Boulevard NW and Whitehawk Boulevard NW/Calistoga St W/Kansas St SW which are the project termini.

**Funding**

Phase	Start Date	Federal	Fund Code	Federal Funds	State Fund Code	State Funds	Local Funds	Total
RW	2025			0		0	850,000	850,000
<b>Project Totals</b>				<b>0</b>		<b>0</b>	<b>850,000</b>	<b>850,000</b>

**Expenditure Schedule**

Phase	1st	2nd	3rd	4th	5th & 6th
ALL	0	850,000	0	0	0
<b>Totals</b>	<b>0</b>	<b>850,000</b>	<b>0</b>	<b>0</b>	<b>0</b>

	Federal Funds	State Funds	Local Funds	Total
<b>Agency Totals for Orting</b>	<b>0</b>	<b>0</b>	<b>850,000</b>	<b>850,000</b>

Washington State S. T. I. P.

2024 to 2027

(Project Funds to Nearest Dollar)

MPO/RTPO: PSRC

Y Inside

N Outside

November 17, 2023

County: Pierce

Agency: Pierce Co.

Func Cls	Project Number	PIN	STIP ID	Imp Type	Total Project Length	Environmental Type	RW Required	Begin Termini	End Termini	Total Est. Cost of Project	STIP Amend. No.
04			PCO-202	28	0.300	DCE	Yes	SR 7	Park Avenue S	5,042,000	

138th Street S Improvements

Construct paved shoulders/bicycle lanes, sidewalk, and ADA-compliant curb ramps. Ancillary elements to support the non-motorized improvements include curb, gutter, pavement replacement, illumination, stormwater improvements, and reconstruction of the flashing red beacon at 138th Street S/C Street S.

Funding

Phase	Start Date	Federal Fund Code	Federal Funds		State Fund Code	State Funds	Local Funds	Total
			Federal	Fund Code				
PE	2024	TA(UL)	524,000			0	198,000	722,000
<b>Project Totals</b>			<b>524,000</b>			<b>0</b>	<b>198,000</b>	<b>722,000</b>

Expenditure Schedule

Phase	1st	2nd	3rd	4th	5th & 6th
ALL	722,000	0	0	0	0
<b>Totals</b>	<b>722,000</b>	<b>0</b>	<b>0</b>	<b>0</b>	<b>0</b>



Washington State S. T. I. P.

2024 to 2027

(Project Funds to Nearest Dollar)

MPO/RTPO: PSRC

Y Inside

N Outside

November 17, 2023

County: Pierce

Agency: Pierce Co.

Func Cls	Project Number	PIN	STIP ID	Imp Type	Total Project Length	Environmental Type	RW Required	Begin Termini	End Termini	Total Est. Cost of Project	STIP Amend. No.
04	2870(001)		PCO-179	28	0.360	CE	Yes	SR-7	3rd Ave Ct E	5,471,225	

159 ST E

The project will construct sidewalk and shared-use paved shoulders on both sides of 159 ST E and connect to existing sidewalks at SR-7 and 3rd Ave Ct E. The project will install LED pedestrian scale lighting to illuminate the sidewalk and extend the existing two-way left turn lane to B ST E including necessary traffic signal modifications and pedestrian improvements at the intersection.

Funding

Phase	Start Date	Federal Fund Code	Federal Funds		State Fund Code	State Funds	Local Funds	Total
			Federal	Fund Code				
CN	2026	STBG(UL)	1,500,000			0	2,131,979	3,631,979
<b>Project Totals</b>			<b>1,500,000</b>			<b>0</b>	<b>2,131,979</b>	<b>3,631,979</b>

Expenditure Schedule

Phase	1st	2nd	3rd	4th	5th & 6th
ALL	0	0	3,631,979	0	0
<b>Totals</b>	<b>0</b>	<b>0</b>	<b>3,631,979</b>	<b>0</b>	<b>0</b>

Washington State S. T. I. P.

2024 to 2027

(Project Funds to Nearest Dollar)

MPO/RTPO: PSRC

Y Inside

N Outside

November 17, 2023

County: Pierce

Agency: Pierce Co.

Func Cls	Project Number	PIN	STIP ID	Imp Type	Total Project Length	Environmental Type	RW Required	Begin Termini	End Termini	Total Est. Cost of Project	STIP Amend. No.
05	2860(002)		PCO-184	28	0.250	CE	Yes	SR-7	B Street E	3,800,384	

168th Street E

The project will provide bicycle lanes, curb, gutter, sidewalk, and illumination. Crossing treatments, pedestrian signal upgrades and storm system modifications will be implemented. On street parking will be provided on the north side of 168 Street E.

Funding

Phase	Start Date	Federal	Fund Code	Federal Funds	State Fund Code	State Funds	Local Funds	Total
RW	2024		TA(UL)	420,000		0	145,000	565,000
<b>Project Totals</b>				<b>420,000</b>		<b>0</b>	<b>145,000</b>	<b>565,000</b>

Expenditure Schedule

Phase	1st	2nd	3rd	4th	5th & 6th
ALL	565,000	0	0	0	0
<b>Totals</b>	<b>565,000</b>	<b>0</b>	<b>0</b>	<b>0</b>	<b>0</b>

Washington State S. T. I. P.

2024 to 2027

(Project Funds to Nearest Dollar)

MPO/RTPO: PSRC

Y Inside

N Outside

November 17, 2023

County: Pierce

Agency: Pierce Co.

Func Cls	Project Number	PIN	STIP ID	Imp Type	Total Project Length	Environmental Type	RW Required	Begin Termini	End Termini	Total Est. Cost of Project	STIP Amend. No.
00	9927(064)		PCO-192	26	0.000	CE	No	Anderson Island Ferry Landing	Steilacoom Ferry Landing	1,495,553	

Anderson Island & Steilacoom Ferry Landings - Transfer Span Bearing & Apron Hinge Rehab

Replace or rehabilitate the transfer span bearings on the Anderson Island and Steilacoom Ferry Slips. Replace or rehabilitate the apron hinges at Anderson Island.

Funding

Phase	Start Date	Federal Fund Code	Federal Funds		State Fund Code	State Funds	Local Funds	Total
			Federal Funds	State Funds				
CN	2024	FBP	260,553	950,000	WSDOT	950,000	0	1,210,553
<b>Project Totals</b>			<b>260,553</b>	<b>950,000</b>		<b>950,000</b>	<b>0</b>	<b>1,210,553</b>

Expenditure Schedule

Phase	1st	2nd	3rd	4th	5th & 6th
ALL	1,210,553	0	0	0	0
<b>Totals</b>	<b>1,210,553</b>	<b>0</b>	<b>0</b>	<b>0</b>	<b>0</b>

Washington State S. T. I. P.

2024 to 2027

(Project Funds to Nearest Dollar)

MPO/RTPO: PSRC

Y Inside

N Outside

November 17, 2023

County: Pierce

Agency: Pierce Co.

Func Cls	Project Number	PIN	STIP ID	Imp Type	Total Project Length	Environmental Type	RW Required	Begin Termini	End Termini	Total Est. Cost of Project	STIP Amend. No.
05			PCO-201	08	0.310	DCE	Yes	MP 3.73	MP 4.04	9,500,000	

BR #6163-A / Harts Lake Rd S (at Horn Creek)

Replace the existing culvert with a fish passable bridge structure and associated channel restoration work.

**Funding**

Phase	Start Date	Federal Fund Code	Federal Funds		State Fund Code	State Funds	Local Funds	Total
			Federal	Fund Code				
PE	2024	Discretionary		1,010,400		0	252,600	1,263,000
RW	2026	Discretionary		480,000		0	120,000	600,000
<b>Project Totals</b>				<b>1,490,400</b>		<b>0</b>	<b>372,600</b>	<b>1,863,000</b>

**Expenditure Schedule**

Phase	1st	2nd	3rd	4th	5th & 6th
ALL	1,263,000	0	600,000	0	0
<b>Totals</b>	<b>1,263,000</b>	<b>0</b>	<b>600,000</b>	<b>0</b>	<b>0</b>

Washington State S. T. I. P.

2024 to 2027

(Project Funds to Nearest Dollar)

MPO/RTPO: PSRC

Y Inside

N Outside

November 17, 2023

County: Pierce

Agency: Pierce Co.

Func Cls	Project Number	PIN	STIP ID	Imp Type	Total Project Length	Environmental Type	RW Required	Begin Termini	End Termini	Total Est. Cost of Project	STIP Amend. No.
04	2027(076)		PCO-189	14	0.000	CE	No	Varies	Varies	820,300	

Bridge Deck Rehabilitations - Clover Creek, Little Mashel

Resurface and restore BR 17193-D (Clover Creek) and BR 25164-A (Little Mashel) with a polyester concrete overlay.

**Funding**

Phase	Start Date	Federal Fund Code	Federal Funds	State Fund Code	State Funds	Local Funds	Total
CN	2024	BR	730,100		0	0	730,100
<b>Project Totals</b>			<b>730,100</b>		<b>0</b>	<b>0</b>	<b>730,100</b>

**Expenditure Schedule**

Phase	1st	2nd	3rd	4th	5th & 6th
ALL	730,100	0	0	0	0
<b>Totals</b>	<b>730,100</b>	<b>0</b>	<b>0</b>	<b>0</b>	<b>0</b>

Washington State S. T. I. P.

2024 to 2027

(Project Funds to Nearest Dollar)

MPO/RTPO: PSRC

Y Inside

N Outside

November 17, 2023

County: Pierce

Agency: Pierce Co.

Func Cls	Project Number	PIN	STIP ID	Imp Type	Total Project Length	Environmental Type	RW Required	Begin Termini	End Termini	Total Est. Cost of Project	STIP Amend. No.
04	9927(069)		PCO-198	05	0.000	DCE	No	N/A	N/A	3,492,270	

Bridge Deck Rehabilitations - Mashel River, Puyallup River, Kapowsin Creek

Resurface/rehabilitate three bridge decks in Pierce County (BR 24164-A, BR 6195-A and BR 5175-C).

Funding

Phase	Start Date	Federal Fund Code	Federal Funds	State Fund Code	State Funds	Local Funds	Total
CN	2025	BR	2,954,700		0	0	2,954,700
<b>Project Totals</b>			<b>2,954,700</b>		<b>0</b>	<b>0</b>	<b>2,954,700</b>

Expenditure Schedule

Phase	1st	2nd	3rd	4th	5th & 6th
ALL	0	2,954,700	0	0	0
<b>Totals</b>	<b>0</b>	<b>2,954,700</b>	<b>0</b>	<b>0</b>	<b>0</b>

Washington State S. T. I. P.

2024 to 2027

(Project Funds to Nearest Dollar)

MPO/RTPO: PSRC

Y Inside

N Outside

November 17, 2023

County: Pierce

Agency: Pierce Co.

Func Cls	Project Number	PIN	STIP ID	Imp Type	Total Project Length	Environmental Type	RW Required	Begin Termini	End Termini	Total Est. Cost of Project	STIP Amend. No.
04	2027(075)		PCO-188	06	0.000	CE	No	Varies	Varies	1,112,300	

Bridge Painting - Countywide

Clean and paint steel elements on four bridges: BR 17173A (Lacamas Creek); BR 24164B (Little Mashel); BR 5174A (South Fork Muck Crk Trib); BR 16205A (Lake Tapps Bankers Is)

Funding

Phase	Start Date	Federal	Fund Code	Federal Funds	State Fund Code	State Funds	Local Funds	Total
CN	2024		BR	987,700		0	0	987,700
<b>Project Totals</b>				<b>987,700</b>		<b>0</b>	<b>0</b>	<b>987,700</b>

Expenditure Schedule

Phase	1st	2nd	3rd	4th	5th & 6th
ALL	987,700	0	0	0	0
<b>Totals</b>	<b>987,700</b>	<b>0</b>	<b>0</b>	<b>0</b>	<b>0</b>

Washington State S. T. I. P.

2024 to 2027

(Project Funds to Nearest Dollar)

MPO/RTPO: PSRC

Y Inside

N Outside

November 17, 2023

County: Pierce

Agency: Pierce Co.

Func Cls	Project Number	PIN	STIP ID	Imp Type	Total Project Length	Environmental Type	RW Required	Begin Termini	End Termini	Total Est. Cost of Project	STIP Amend. No.
03			PCO-195	05	1.320	CE	No	Brookdale Rd E / 160th St E	138th Street E	3,528,000	

Canyon Road E Asphalt Overlay

Grind and overlay between concrete curbs and replace non-compliant ADA curb ramps.

Funding

Phase	Start Date	Federal Fund Code	Federal Funds	State Fund Code	State Funds	Local Funds	Total
CN	2026	STBG(UL)	725,363		0	2,415,637	3,141,000
<b>Project Totals</b>			<b>725,363</b>		<b>0</b>	<b>2,415,637</b>	<b>3,141,000</b>

Expenditure Schedule

Phase	1st	2nd	3rd	4th	5th & 6th
ALL	0	0	3,141,000	0	0
<b>Totals</b>	<b>0</b>	<b>0</b>	<b>3,141,000</b>	<b>0</b>	<b>0</b>



Washington State S. T. I. P.

2024 to 2027

(Project Funds to Nearest Dollar)

MPO/RTPO: PSRC

Y Inside

N Outside

November 17, 2023

County: Pierce

Agency: Pierce Co.

Func Cls	Project Number	PIN	STIP ID	Imp Type	Total Project Length	Environmental Type	RW Required	Begin Termini	End Termini	Total Est. Cost of Project	STIP Amend. No.
00			PCO-200	26	0.000	CE	No	N/A	N/A	920,600	

Ferry Administration 2023-2025

Administration of the Pierce County ferry system, including planning, budgeting, ferry operator contract management, public communications, internal/external reporting, and other work as required.

**Funding**

Phase	Start Date	Federal Fund Code	Federal Funds	State Fund Code	State Funds	Local Funds	Total
CN	2024	FBP	736,480		0	184,120	920,600
<b>Project Totals</b>			<b>736,480</b>		<b>0</b>	<b>184,120</b>	<b>920,600</b>

**Expenditure Schedule**

Phase	1st	2nd	3rd	4th	5th & 6th
ALL	920,600	0	0	0	0
<b>Totals</b>	<b>920,600</b>	<b>0</b>	<b>0</b>	<b>0</b>	<b>0</b>

Washington State S. T. I. P.

2024 to 2027

(Project Funds to Nearest Dollar)

MPO/RTPO: PSRC

Y Inside

N Outside

November 17, 2023

County: Pierce

Agency: Pierce Co.

Func Cls	Project Number	PIN	STIP ID	Imp Type	Total Project Length	Environmental Type	RW Required	Begin Termini	End Termini	Total Est. Cost of Project	STIP Amend. No.
04	000S(612)		PCO-193	04	0.080	CE	Yes	N/A	N/A	1,525,000	

Golden Given Rd E / 99th St E

Construct roundabout at intersection including associated sidewalk, illumination, and storm drainage improvements. This is a multi-year project and the programming reflects the funds available within the span of the regional TIP.

Funding

Phase	Start Date	Federal	Fund Code	Federal Funds	State Fund Code	State Funds	Local Funds	Total
RW	2024		HSIP	105,000		0	0	105,000
<b>Project Totals</b>				<b>105,000</b>		<b>0</b>	<b>0</b>	<b>105,000</b>

Expenditure Schedule

Phase	1st	2nd	3rd	4th	5th & 6th
ALL	105,000	0	0	0	0
<b>Totals</b>	<b>105,000</b>	<b>0</b>	<b>0</b>	<b>0</b>	<b>0</b>

Washington State S. T. I. P.

2024 to 2027

(Project Funds to Nearest Dollar)

MPO/RTPO: PSRC

Y Inside

N Outside

November 17, 2023

County: Pierce

Agency: Pierce Co.

Func Cls	Project Number	PIN	STIP ID	Imp Type	Total Project Length	Environmental Type	RW Required	Begin Termini	End Termini	Total Est. Cost of Project	STIP Amend. No.
05			PCO-196	05	1.980	CE	No	Nisqually River	I-5 Northbound Ramp	2,662,000	

Nisqually Road SW

Resurface existing asphalt pavement and paved shoulder, including asphalt pre-level when necessary. Remove and replace existing substandard guardrail to meet current standards and evaluate installation of new guardrail at spot locations.

**Funding**

Phase	Start Date	Federal	Fund Code	Federal Funds	State Fund Code	State Funds	Local Funds	Total
CN	2026		STBG(R)	976,010		0	1,388,990	2,365,000
<b>Project Totals</b>				<b>976,010</b>		<b>0</b>	<b>1,388,990</b>	<b>2,365,000</b>

**Expenditure Schedule**

Phase	1st	2nd	3rd	4th	5th & 6th
ALL	0	0	2,365,000	0	0
<b>Totals</b>	<b>0</b>	<b>0</b>	<b>2,365,000</b>	<b>0</b>	<b>0</b>

Washington State S. T. I. P.

2024 to 2027

(Project Funds to Nearest Dollar)

MPO/RTPO: PSRC

Y Inside

N Outside

November 17, 2023

County: Pierce

Agency: Pierce Co.

Func Cls	Project Number	PIN	STIP ID	Imp Type	Total Project Length	Environmental Type	RW Required	Begin Termini	End Termini	Total Est. Cost of Project	STIP Amend. No.
05			PCO-181	06	0.100	CE	Yes	At 212 Avenue East	530 feet Southeast of 212 Avenue East	1,948,000	

Patterson Rd E - Culvert Replacement - 212 Av E (MP 0.10 to MP 0.20)

Remove an existing 48' diameter corrugated metal culvert on Patterson Rd E and reconstruct the roadway to accommodate a new fish passable drainage structure and/or culvert, asphalt paved shoulders, wall or reinforced slope, channel stabilization, erosion protection, new guardrail, and asphalt surfacing.

Funding

Phase	Start Date	Federal Fund Code	Federal Funds	State Fund Code	State Funds	Local Funds	Total
CN	2024	STBG(R)	560,000		0	890,000	1,450,000
<b>Project Totals</b>			<b>560,000</b>		<b>0</b>	<b>890,000</b>	<b>1,450,000</b>

Expenditure Schedule

Phase	1st	2nd	3rd	4th	5th & 6th
ALL	1,450,000	0	0	0	0
<b>Totals</b>	<b>1,450,000</b>	<b>0</b>	<b>0</b>	<b>0</b>	<b>0</b>

Washington State S. T. I. P.

2024 to 2027

(Project Funds to Nearest Dollar)

MPO/RTPO: PSRC

Y Inside

N Outside

November 17, 2023

County: Pierce

Agency: Pierce Co.

Func Cls	Project Number	PIN	STIP ID	Imp Type	Total Project Length	Environmental Type	RW Required	Begin Termini	End Termini	Total Est. Cost of Project	STIP Amend. No.
04	3090(004)		PCO-185	28	0.360	CE	Yes	Golden Given Rd E	16th Ave E	1,356,000	

Safe Routes to School - 104th St E

Construct new sidewalk and paved shoulder on south side of 104th St E; install RRFB and lighting at 16th Ave E intersection; improve existing ADA curb ramps and crosswalk.

Funding

Phase	Start Date	Federal	Fund Code	Federal Funds	State Fund Code	State Funds	Local Funds	Total
RW	2024		SRTS	107,000		0	5,000	112,000
CN	2024		SRTS	970,000		0	10,000	980,000
<b>Project Totals</b>				<b>1,077,000</b>		<b>0</b>	<b>15,000</b>	<b>1,092,000</b>

Expenditure Schedule

Phase	1st	2nd	3rd	4th	5th & 6th
ALL	1,092,000	0	0	0	0
<b>Totals</b>	<b>1,092,000</b>	<b>0</b>	<b>0</b>	<b>0</b>	<b>0</b>

Washington State S. T. I. P.

2024 to 2027

(Project Funds to Nearest Dollar)

MPO/RTPO: PSRC

Y Inside

N Outside

November 17, 2023

County: Pierce

Agency: Pierce Co.

Func Cls	Project Number	PIN	STIP ID	Imp Type	Total Project Length	Environmental Type	RW Required	Begin Termini	End Termini	Total Est. Cost of Project	STIP Amend. No.
05			PCO-203	28	0.470	CE	Yes	159th St E	152nd St E	3,831,000	

Safe Routes to School - B Street E

Construct shared-use paved shoulders, curb, gutter, and sidewalk on both sides of B Street E.

Funding

Phase	Start Date	Federal Fund Code	Federal Funds	State Fund Code	State Funds	Local Funds	Total
PE	2024	TA(UL)	544,000		0	85,000	629,000
<b>Project Totals</b>			<b>544,000</b>		<b>0</b>	<b>85,000</b>	<b>629,000</b>

Expenditure Schedule

Phase	1st	2nd	3rd	4th	5th & 6th
ALL	629,000	0	0	0	0
<b>Totals</b>	<b>629,000</b>	<b>0</b>	<b>0</b>	<b>0</b>	<b>0</b>

Washington State S. T. I. P.

2024 to 2027

(Project Funds to Nearest Dollar)

MPO/RTPO: PSRC

Y Inside

N Outside

November 17, 2023

County: Pierce

Agency: Pierce Co.

Func Cls	Project Number	PIN	STIP ID	Imp Type	Total Project Length	Environmental Type	RW Required	Begin Termini	End Termini	Total Est. Cost of Project	STIP Amend. No.
00		N/A	PCO-197	24	0.000	CE	No	N/A	N/A	1,200,000	

TDM Support for Communities, Businesses, and Commuters

Implement TDM programming to encourage individuals to ride transit, carpool, vanpool, telework, work compressed work week schedules, walk, or bike to destinations. Programming will include trip reduction support services and a corridor project focused around communities along portions of I-5. Plus, a plan that will build business case needs for trip reduction support programs.

**Funding**

Phase	Start Date	Federal Fund Code	Federal Funds		State Fund Code	State Funds	Local Funds	Total
			Federal Funds	State Funds				
PL	2025	CMAQ	900,000			0	300,000	1,200,000
<b>Project Totals</b>			<b>900,000</b>			<b>0</b>	<b>300,000</b>	<b>1,200,000</b>

**Expenditure Schedule**

Phase	1st	2nd	3rd	4th	5th & 6th
ALL	0	1,200,000	0	0	0
<b>Totals</b>	<b>0</b>	<b>1,200,000</b>	<b>0</b>	<b>0</b>	<b>0</b>

Agency Totals for Pierce Co.	Federal Funds		State Funds	Local Funds	Total
	Federal Funds	State Funds			
	14,491,306	950,000	8,126,326	23,567,632	

Washington State S. T. I. P.

2024 to 2027

(Project Funds to Nearest Dollar)

MPO/RTPO: PSRC

Y Inside

N Outside

November 17, 2023

County: Pierce

Agency: Pierce Transit

Func Cls	Project Number	PIN	STIP ID	Imp Type	Total Project Length	Environmental Type	RW Required	Begin Termini	End Termini	Total Est. Cost of Project	STIP Amend. No.
00			PT-169	23	0.000	CE	No	N/A	N/A	2,321,421	

ADA Service 2021-2022

This project contains funds for Pierce Transit's complementary ADA Service for persons with disabilities as provided for in the Americans with Disabilities Act scheduled for 2021 and 2022. The amount requested will be applied to Pierce Transit's contracted provider agreement. For the two-year period the project funding will provide 39,418 hours of service.

**Funding**

Phase	Start Date	Federal Fund Code	Federal Funds		State Fund Code	State Funds	Local Funds	Total
			Federal Funds	State Funds				
CN	2024	5307	1,076,272			0	320,833	1,397,105
<b>Project Totals</b>			<b>1,076,272</b>			<b>0</b>	<b>320,833</b>	<b>1,397,105</b>

**Expenditure Schedule**

Phase	1st	2nd	3rd	4th	5th & 6th
ALL	1,397,105	0	0	0	0
<b>Totals</b>	<b>1,397,105</b>	<b>0</b>	<b>0</b>	<b>0</b>	<b>0</b>



Washington State S. T. I. P.

2024 to 2027

(Project Funds to Nearest Dollar)

MPO/RTPO: PSRC

Y Inside

N Outside

November 17, 2023

County: Pierce

Agency: Pierce Transit

Func Cls	Project Number	PIN	STIP ID	Imp Type	Total Project Length	Environmental Type	RW Required	Begin Termini	End Termini	Total Est. Cost of Project	STIP Amend. No.
00			PT-174	23	0.000	CE	No	N/A	N/A	1,745,746	

ADA Service 2023-24

This project contains funds for Pierce Transit's complementary ADA Service for persons with disabilities as provided for in the Americans with Disabilities Act scheduled for 2023 and 2024. The amount requested will be applied to Pierce Transit's contracted provider agreement. For the two-year period the project funding will provide approximately 31,741 hours of service.

**Funding**

Phase	Start Date	Federal Fund Code	Federal Funds		State Fund Code	State Funds	Local Funds	Total
			Federal Funds	State Funds				
CN	2024	5307	1,396,596	0		0	349,150	1,745,746
<b>Project Totals</b>			<b>1,396,596</b>	<b>0</b>		<b>0</b>	<b>349,150</b>	<b>1,745,746</b>

**Expenditure Schedule**

Phase	1st	2nd	3rd	4th	5th & 6th
ALL	1,745,746	0	0	0	0
<b>Totals</b>	<b>1,745,746</b>	<b>0</b>	<b>0</b>	<b>0</b>	<b>0</b>

Washington State S. T. I. P.

2024 to 2027

(Project Funds to Nearest Dollar)

MPO/RTPO: PSRC

Y Inside

N Outside

November 17, 2023

County: Pierce

Agency: Pierce Transit

Func Cls	Project Number	PIN	STIP ID	Imp Type	Total Project Length	Environmental Type	RW Required	Begin Termini	End Termini	Total Est. Cost of Project	STIP Amend. No.
00			PT-179	23	0.000	CE	No	N/A	N/A	4,838,500	

Battery Electric Buses & Infrastructure

Purchase battery electric buses (approximately 3) and charging infrastructure.

**Funding**

Phase	Start Date	Federal Fund Code	Federal Funds	State Fund Code	State Funds	Local Funds	Total
CN	2024	5339(c)	3,870,800		0	967,700	4,838,500
<b>Project Totals</b>			<b>3,870,800</b>		<b>0</b>	<b>967,700</b>	<b>4,838,500</b>

**Expenditure Schedule**

Phase	1st	2nd	3rd	4th	5th & 6th
ALL	4,838,500	0	0	0	0
<b>Totals</b>	<b>4,838,500</b>	<b>0</b>	<b>0</b>	<b>0</b>	<b>0</b>

Washington State S. T. I. P.

2024 to 2027

(Project Funds to Nearest Dollar)

MPO/RTPO: PSRC

Y Inside

N Outside

November 17, 2023

County: Pierce

Agency: Pierce Transit

Func Cls	Project Number	PIN	STIP ID	Imp Type	Total Project Length	Environmental Type	RW Required	Begin Termini	End Termini	Total Est. Cost of Project	STIP Amend. No.
00			PT-175	23	0.000	CE	No	N/A	N/A	17,657,284	

Clean Fuels Bus Replacement Expansion 2023-24

An estimated 28 transit revenue vehicles will be purchased for replacement of buses that have exceeded their useful life or expansion of service using FY 2023 and 2024 earned share and CMAQ funding, including about 20 replacement or expansion buses with 5307 funds; 2 replacement or expansion buses with 5339 funds; 2 replacement buses with 5307 Preservation funds; 2 replacement buses with 5337 funds that will operate on HOV lanes; 2 replacement or expansion buses with CMAQ funds.

**Funding**

Phase	Start Date	Federal Fund Code	Federal Funds	State Fund Code	State Funds	Local Funds	Total
CN	2024	5307	12,425,306		0	3,531,457	15,956,763
CN	2024	5337	286,258		0	0	286,258
CN	2024	5339	1,414,263		0	0	1,414,263
<b>Project Totals</b>			<b>14,125,827</b>		<b>0</b>	<b>3,531,457</b>	<b>17,657,284</b>

**Expenditure Schedule**

Phase	1st	2nd	3rd	4th	5th & 6th
ALL	17,657,284	0	0	0	0
<b>Totals</b>	<b>17,657,284</b>	<b>0</b>	<b>0</b>	<b>0</b>	<b>0</b>

Washington State S. T. I. P.

2024 to 2027

(Project Funds to Nearest Dollar)

MPO/RTPO: PSRC

Y Inside

N Outside

November 17, 2023

County: Pierce

Agency: Pierce Transit

Func Cls	Project Number	PIN	STIP ID	Imp Type	Total Project Length	Environmental Type	RW Required	Begin Termini	End Termini	Total Est. Cost of Project	STIP Amend. No.
00			PT-170	23	0.000	CE	No	N/A	N/A	18,783,677	

Clean Fuels Bus Replacement/Expansion 2021-2022

This project contains funds for Pierce Transit's bus replacement projects scheduled for 2021 and 2022. For the two year period, the project funding will provide for the purchase of approximately 20 clean fuels buses.

**Funding**

Phase	Start Date	Federal	Fund Code	Federal Funds	State Fund Code	State Funds	Local Funds	Total
CN	2024		5307	6,108,695		0	3,044,743	9,153,438
CN	2024		5337	100,028		0	0	100,028
CN	2024		5339	687,165		0	0	687,165
<b>Project Totals</b>				<b>6,895,888</b>		<b>0</b>	<b>3,044,743</b>	<b>9,940,631</b>

**Expenditure Schedule**

Phase	1st	2nd	3rd	4th	5th & 6th
ALL	9,940,631	0	0	0	0
<b>Totals</b>	<b>9,940,631</b>	<b>0</b>	<b>0</b>	<b>0</b>	<b>0</b>

Washington State S. T. I. P.

2024 to 2027

(Project Funds to Nearest Dollar)

MPO/RTPO: PSRC

Y Inside

N Outside

November 17, 2023

County: Pierce

Agency: Pierce Transit

Func Cls	Project Number	PIN	STIP ID	Imp Type	Total Project Length	Environmental Type	RW Required	Begin Termini	End Termini	Total Est. Cost of Project	STIP Amend. No.
00			PT-172	23	0.000	CE	No	S. 9th/Market St Tacoma	SR 7/8th Avenue E Spanaway	21,663,136	

Pacific Avenue/SR 7 BRT Buses

Pacific Avenue/SR 7, Pierce Transit's first line of bus rapid transit service, travels between downtown Tacoma and Spanaway. This 14.4-mile corridor will be served by 60-ft articulated buses. This project contains funding for approximately 17-19 buses.

Funding

Phase	Start Date	Federal Fund Code	Federal Funds		State Fund Code	State Funds	Local Funds	Total
			Federal	Fund Code				
CN	2024	5307	2,000,000			0	500,000	2,500,000
<b>Project Totals</b>			<b>2,000,000</b>			<b>0</b>	<b>500,000</b>	<b>2,500,000</b>

Expenditure Schedule

Phase	1st	2nd	3rd	4th	5th & 6th
ALL	2,500,000	0	0	0	0
<b>Totals</b>	<b>2,500,000</b>	<b>0</b>	<b>0</b>	<b>0</b>	<b>0</b>

Washington State S. T. I. P.

2024 to 2027

(Project Funds to Nearest Dollar)

MPO/RTPO: PSRC

Y Inside

N Outside

November 17, 2023

County: Pierce

Agency: Pierce Transit

Func Cls	Project Number	PIN	STIP ID	Imp Type	Total Project Length	Environmental Type	RW Required	Begin Termini	End Termini	Total Est. Cost of Project	STIP Amend. No.
00			PT-173	23	14.400	DCE	Yes	Commerce Street Transfer Area	SR 7/8th Avenue E /8th Avenue	16,360,000	

Pacific Avenue/SR 7 BRT Stations

Pacific Avenue/SR 7, Pierce Transit's first line of bus rapid transit service, travels between downtown Tacoma and Spanaway. This 14.4-mile corridor will construct 32 stations at approximately 1/3 to 1/2 mile intervals from the downtown Tacoma Commerce Street transfer center to 204th Street East in Spanaway. This project will complete construction of approximately 6 of the stations. This is a multi-year project and the programming reflects the funds available within the span of the regional TIP.

Funding

Phase	Start Date	Federal Fund Code	Federal Funds	State Fund Code	State Funds	Local Funds	Total
CN	2024	5309(NS)	9,917,875		0	0	9,917,875
<b>Project Totals</b>			<b>9,917,875</b>		<b>0</b>	<b>0</b>	<b>9,917,875</b>

Expenditure Schedule

Phase	1st	2nd	3rd	4th	5th & 6th
ALL	9,917,875	0	0	0	0
<b>Totals</b>	<b>9,917,875</b>	<b>0</b>	<b>0</b>	<b>0</b>	<b>0</b>

Washington State S. T. I. P.

2024 to 2027

(Project Funds to Nearest Dollar)

MPO/RTPO: PSRC

Y Inside

N Outside

November 17, 2023

County: Pierce

Agency: Pierce Transit

Func Cls	Project Number	PIN	STIP ID	Imp Type	Total Project Length	Environmental Type	RW Required	Begin Termini	End Termini	Total Est. Cost of Project	STIP Amend. No.
00			PT-178	23	0.810	DCE	Yes	99th Street S	112th Street S	19,493,750	

Pacific Avenue/SR 7 Bus Rapid Transit 112th Street S to 99th Street S

Dedicate median transit-only lanes in both directions between 112th Street S and 104th Street S, a transit-only southbound lane from 104th Street S to 99th Street S. Construct two new transit stations at 112th Street S and 104th Street S with pedestrian and transit signal enhancements.

**Funding**

Phase	Start Date	Federal	Fund Code	Federal Funds		State Fund Code	State Funds	Local Funds	Total
CN	2024		5309(NS)	8,940,000			0	0	8,940,000
CN	2025		CMAQ	4,800,000			0	1,200,000	6,000,000
<b>Project Totals</b>				<b>13,740,000</b>			<b>0</b>	<b>1,200,000</b>	<b>14,940,000</b>

**Expenditure Schedule**

Phase	1st	2nd	3rd	4th	5th & 6th
ALL	8,940,000	6,000,000	0	0	0
<b>Totals</b>	<b>8,940,000</b>	<b>6,000,000</b>	<b>0</b>	<b>0</b>	<b>0</b>

Washington State S. T. I. P.

2024 to 2027

(Project Funds to Nearest Dollar)

MPO/RTPO: PSRC

Y Inside

N Outside

November 17, 2023

County: Pierce

Agency: Pierce Transit

Func Cls	Project Number	PIN	STIP ID	Imp Type	Total Project Length	Environmental Type	RW Required	Begin Termini	End Termini	Total Est. Cost of Project	STIP Amend. No.
00			PT-177	23	0.000	CE	No	N/A	N/A	2,203,659	

Shuttle Revenue Vehicles

This project contains funds for Pierce Transit's Shuttle replacement projects scheduled for 2022. The project funding will provide for the purchase of approximately 19 vehicles to support complementary ADA paratransit service.

**Funding**

Phase	Start Date	Federal Fund Code	Federal Funds	State Fund Code	State Funds	Local Funds	Total
CN	2024	5307	1,762,927		0	440,732	2,203,659
<b>Project Totals</b>			<b>1,762,927</b>		<b>0</b>	<b>440,732</b>	<b>2,203,659</b>

**Expenditure Schedule**

Phase	1st	2nd	3rd	4th	5th & 6th
ALL	2,203,659	0	0	0	0
<b>Totals</b>	<b>2,203,659</b>	<b>0</b>	<b>0</b>	<b>0</b>	<b>0</b>



Washington State S. T. I. P.

2024 to 2027

(Project Funds to Nearest Dollar)

MPO/RTPO: PSRC

Y Inside

N Outside

November 17, 2023

County: Pierce

Agency: Pierce Transit

Func Cls	Project Number	PIN	STIP ID	Imp Type	Total Project Length	Environmental Type	RW Required	Begin Termini	End Termini	Total Est. Cost of Project	STIP Amend. No.
00			PT-180	23	0.000	CE	No	N/A	N/A	3,114,388	

Shuttle Revenue Vehicles 23 24

'This project contains funds for Pierce Transit's Shuttle replacement projects scheduled for 2023. The project funding will provide for the purchase of approximately 17 vehicles to support complementary ADA paratransit service.'

Funding

Phase	Start Date	Federal	Fund Code	Federal Funds	State Fund Code	State Funds	Local Funds	Total
CN	2024		5307	2,491,510		0	622,878	3,114,388
<b>Project Totals</b>				<b>2,491,510</b>		<b>0</b>	<b>622,878</b>	<b>3,114,388</b>

Expenditure Schedule

Phase	1st	2nd	3rd	4th	5th & 6th
ALL	3,114,388	0	0	0	0
<b>Totals</b>	<b>3,114,388</b>	<b>0</b>	<b>0</b>	<b>0</b>	<b>0</b>

Washington State S. T. I. P.

2024 to 2027

(Project Funds to Nearest Dollar)

MPO/RTPO: PSRC

Y Inside

N Outside

November 17, 2023

County: Pierce

Agency: Pierce Transit

Func Cls	Project Number	PIN	STIP ID	Imp Type	Total Project Length	Environmental Type	RW Required	Begin Termini	End Termini	Total Est. Cost of Project	STIP Amend. No.
00			PT-176	23	0.000	DCE	No	204th Street E/SR 7	208th Street E/SR 7	4,089,346	

Spanaway Transit Center Phase II

Pacific Avenue S/State Route 7: Park-and-Ride/Bus Turnaround Facility with Operators' Comfort Station at Southern end of Route 1 Corridor in Spanaway. The Phase I project provides up to 30 parking spaces. Phase II will include up to 180 spaces with electric vehicle (EV) or Battery-Electric Bus (BEB) charging infrastructure on-site with improved bus ingress/egress.

Funding

Phase	Start Date	Federal Fund Code	Federal Funds	State Fund Code	State Funds	Local Funds	Total
CN	2024	5307	3,271,477		0	817,869	4,089,346
<b>Project Totals</b>			<b>3,271,477</b>		<b>0</b>	<b>817,869</b>	<b>4,089,346</b>

Expenditure Schedule

Phase	1st	2nd	3rd	4th	5th & 6th
ALL	4,089,346	0	0	0	0
<b>Totals</b>	<b>4,089,346</b>	<b>0</b>	<b>0</b>	<b>0</b>	<b>0</b>

	Federal Funds	State Funds	Local Funds	Total
<b>Agency Totals for Pierce Transit</b>	<b>60,549,172</b>	<b>0</b>	<b>11,795,362</b>	<b>72,344,534</b>

Washington State S. T. I. P.

2024 to 2027

(Project Funds to Nearest Dollar)

MPO/RTPO: PSRC

Y Inside

N Outside

November 17, 2023

County: Snohomish

Agency: Port of Everett

Func Cls	Project Number	PIN	STIP ID	Imp Type	Total Project Length	Environmental Type	RW Required	Begin Termini	End Termini	Total Est. Cost of Project	STIP Amend. No.
03			POE-5	06	0.020	CE	No	N/A	N/A	2,927,500	

SR529/W Marine View Dr. Bulkhead

Rebuild the bulkhead that is supporting the Southbound lanes of SR 529(West Marine View Dr.). This includes replacement of piling and bulkhead support structure to maintain structural integrity of SR 529 (W. Marine View Drive) and WSDOT Right-of-way.

**Funding**

Phase	Start Date	Federal Fund Code	Federal Funds	State Fund Code	State Funds	Local Funds	Total
CN	2024	NHFP	385,000		0	0	385,000
CN	2024	STBG(UL)	1,500,000		0	695,000	2,195,000
<b>Project Totals</b>			<b>1,885,000</b>		<b>0</b>	<b>695,000</b>	<b>2,580,000</b>

**Expenditure Schedule**

Phase	1st	2nd	3rd	4th	5th & 6th
ALL	2,580,000	0	0	0	0
<b>Totals</b>	<b>2,580,000</b>	<b>0</b>	<b>0</b>	<b>0</b>	<b>0</b>

	Federal Funds	State Funds	Local Funds	Total
<b>Agency Totals for Port of Everett</b>	<b>1,885,000</b>	<b>0</b>	<b>695,000</b>	<b>2,580,000</b>

Washington State S. T. I. P.

2024 to 2027

(Project Funds to Nearest Dollar)

MPO/RTPO: PSRC

Y Inside

N Outside

November 17, 2023

County: King

Agency: Port of Seattle

Func Cls	Project Number	PIN	STIP ID	Imp Type	Total Project Length	Environmental Type	RW Required	Begin Termini	End Termini	Total Est. Cost of Project	STIP Amend. No.
03			PS-15	06	0.700	CE	No	S 182nd St. and International	Airport Expressway NB and S. 1	1,397,000	

North Bound Airport Expressway Preservation

Mill and overlay existing asphalt pavement along airport roadway system.

**Funding**

Phase	Start Date	Federal	Fund Code	Federal Funds	State Fund Code	State Funds	Local Funds	Total
CN	2026		STBG(UL)	698,500		0	481,500	1,180,000
<b>Project Totals</b>				<b>698,500</b>		<b>0</b>	<b>481,500</b>	<b>1,180,000</b>

**Expenditure Schedule**

Phase	1st	2nd	3rd	4th	5th & 6th
ALL	0	0	1,180,000	0	0
<b>Totals</b>	<b>0</b>	<b>0</b>	<b>1,180,000</b>	<b>0</b>	<b>0</b>

	Federal Funds	State Funds	Local Funds	Total
<b>Agency Totals for Port of Seattle</b>	<b>698,500</b>	<b>0</b>	<b>481,500</b>	<b>1,180,000</b>

Washington State S. T. I. P.

2024 to 2027

(Project Funds to Nearest Dollar)

MPO/RTPO: PSRC

Y Inside

N Outside

November 17, 2023

County:

Agency: Port of Tacoma

Func Cls	Project Number	PIN	STIP ID	Imp Type	Total Project Length	Environmental Type	RW Required	Begin Termini	End Termini	Total Est. Cost of Project	STIP Amend. No.
00			POT-1	20	0.000	CE	No	N/A	N/A	37,953,000	

Wapato Creek Fish Passage Restoration

Replace existing Wapato Creek Culvert with a fish passable structure.

Funding

Phase	Start Date	Federal Fund Code	Federal Funds	State Fund Code	State Funds	Local Funds	Total
PE	2024	Discretionary	2,000,000		0	662,000	2,662,000
<b>Project Totals</b>			<b>2,000,000</b>		<b>0</b>	<b>662,000</b>	<b>2,662,000</b>

Expenditure Schedule

Phase	1st	2nd	3rd	4th	5th & 6th
ALL	2,662,000	0	0	0	0
<b>Totals</b>	<b>2,662,000</b>	<b>0</b>	<b>0</b>	<b>0</b>	<b>0</b>

	Federal Funds	State Funds	Local Funds	Total
<b>Agency Totals for Port of Tacoma</b>	<b>2,000,000</b>	<b>0</b>	<b>662,000</b>	<b>2,662,000</b>

Washington State S. T. I. P.

2024 to 2027

(Project Funds to Nearest Dollar)

MPO/RTPO: PSRC

Y Inside

N Outside

November 17, 2023

County: Kitsap

Agency: Port Orchard

Func Cls	Project Number	PIN	STIP ID	Imp Type	Total Project Length	Environmental Type	RW Required	Begin Termini	End Termini	Total Est. Cost of Project	STIP Amend. No.
00	0166(008)		PO-8	28		DCE	Yes	Sidney Avenue/Ferry Terminal	Annapolis Dock/Ferry Terminal	7,113,104	

Bay Street Pedestrian Pathway

Construct a multi-modal (bike and pedestrian) pathway, approximately one mile in length, along the Bay Street waterfront. This multi-modal pathway is being constructed in eleven segments and will facilitate nonmotorized transportation between the downtown City Center/Kitsap Transit Foot Ferry Terminal at Sidney Avenue and the Annapolis Dock/Kitsap Foot Ferry Terminal. The current programming completes the final segments.

Funding

Phase	Start Date	Federal	Fund Code	Federal Funds	State Fund Code	State Funds	Local Funds	Total
CN	2025			0	CWA	2,900,000	0	2,900,000
<b>Project Totals</b>				<b>0</b>		<b>2,900,000</b>	<b>0</b>	<b>2,900,000</b>

Expenditure Schedule

Phase	1st	2nd	3rd	4th	5th & 6th
ALL	0	2,900,000	0	0	0
<b>Totals</b>	<b>0</b>	<b>2,900,000</b>	<b>0</b>	<b>0</b>	<b>0</b>

Washington State S. T. I. P.

2024 to 2027

(Project Funds to Nearest Dollar)

MPO/RTPO: PSRC

Y Inside

N Outside

November 17, 2023

County: Kitsap

Agency: Port Orchard

Func Cls	Project Number	PIN	STIP ID	Imp Type	Total Project Length	Environmental Type	RW Required	Begin Termini	End Termini	Total Est. Cost of Project	STIP Amend. No.
03			PO-11	04	0.000	DCE	Yes	N/A	N/A	2,738,250	

Bethel and Lincoln Intersection - Single Lane Roundabout

The project includes the following; the realignment and reconstruction of the Bethel Road SE/SE Lundberg Road and the Bethel Road SE/Lincoln Avenue SE intersections, with a new single-lane, 4-leg Roundabout with bike lanes, curb/ gutter/sidewalks, illumination and storm drainage collection/conveyance/mitigation facilities. Also, modification to the Bethel Road SE/Mitchell Avenue 'Y' intersection.

**Funding**

Phase	Start Date	Federal Fund Code	Federal Funds		State Fund Code	State Funds	Local Funds	Total
			Federal	Fund Code				
CN	2024	HSIP	1,500,000			0	642,000	2,142,000
<b>Project Totals</b>			<b>1,500,000</b>			<b>0</b>	<b>642,000</b>	<b>2,142,000</b>

**Expenditure Schedule**

Phase	1st	2nd	3rd	4th	5th & 6th
ALL	2,142,000	0	0	0	0
<b>Totals</b>	<b>2,142,000</b>	<b>0</b>	<b>0</b>	<b>0</b>	<b>0</b>

Washington State S. T. I. P.

2024 to 2027

(Project Funds to Nearest Dollar)

MPO/RTPO: PSRC

Y Inside

N Outside

November 17, 2023

County: Kitsap

Agency: Port Orchard

Func Cls	Project Number	PIN	STIP ID	Imp Type	Total Project Length	Environmental Type	RW Required	Begin Termini	End Termini	Total Est. Cost of Project	STIP Amend. No.
03		WA340	PO-13	06	0.170	CE	No	Robert Geiger St, north of	Frederick Ave, south of	3,784,000	

SR166/ Bay Street Improvements - Preservation

Reconstruct roadway from curb to curb with a center median and raise the street elevation. Add raised crosswalk at Orchard Avenue, reconstruct sidewalk frontages, stormwater infrastructure, and water and sewer utility. Install new street lighting, relocate gas utility, and underground power, telephone, and cable utilities.

**Funding**

Phase	Start Date	Federal Fund Code	Federal Funds		Local Funds	Total
			State Fund Code	State Funds		
PE	2024	DEMO		1,000,000	0	1,135,000
CN	2026	STBG(UM)		2,000,000	0	2,649,000
<b>Project Totals</b>				<b>3,000,000</b>	<b>0</b>	<b>3,784,000</b>

**Expenditure Schedule**

Phase	1st	2nd	3rd	4th	5th & 6th
ALL	1,135,000	0	2,649,000	0	0
<b>Totals</b>	<b>1,135,000</b>	<b>0</b>	<b>2,649,000</b>	<b>0</b>	<b>0</b>



Washington State S. T. I. P.

2024 to 2027

(Project Funds to Nearest Dollar)

MPO/RTPO: PSRC

Y Inside

N Outside

November 17, 2023

County: Kitsap

Agency: Port Orchard

Func Cls	Project Number	PIN	STIP ID	Imp Type	Total Project Length	Environmental Type	RW Required	Begin Termini	End Termini	Total Est. Cost of Project	STIP Amend. No.
04			PO-14	21	0.000	CE	No	N/A	N/A	220,000	

Street Lighting Improvements

Provide additional utility poles and cobra head street lights at high priority locations such as intersections and mid block crosswalks.

**Funding**

Phase	Start Date	Federal	Fund Code	Federal Funds		State Fund Code	State Funds	Local Funds	Total
CN	2024		HSIP	220,000			0	0	220,000
<b>Project Totals</b>				<b>220,000</b>			<b>0</b>	<b>0</b>	<b>220,000</b>

**Expenditure Schedule**

Phase	1st	2nd	3rd	4th	5th & 6th
ALL	220,000	0	0	0	0
<b>Totals</b>	<b>220,000</b>	<b>0</b>	<b>0</b>	<b>0</b>	<b>0</b>

	Federal Funds	State Funds	Local Funds	Total
<b>Agency Totals for Port Orchard</b>	<b>4,720,000</b>	<b>2,900,000</b>	<b>1,426,000</b>	<b>9,046,000</b>

Washington State S. T. I. P.

2024 to 2027

(Project Funds to Nearest Dollar)

MPO/RTPO: PSRC

Y Inside

N Outside

November 17, 2023

County: Kitsap

Agency: Poulsbo

Func Cls	Project Number	PIN	STIP ID	Imp Type	Total Project Length	Environmental Type	RW Required	Begin Termini	End Termini	Total Est. Cost of Project	STIP Amend. No.
05			PB-21	01	0.220	DCE	No	NE Kevos Pond Drive	NE Lincoln Road	2,650,000	

Noll Road Improvements Segment North 3B

Construct new two lane road with sidewalk on one side and shared use path on the other side with connections to existing roadway, sidewalks, and shared use path on both project termini. This project is the second phase (segment 3B) of the north segment 3 of the Noll Road Corridor Improvements Project, preliminary engineering and right of way funds are programmed in PB-16.

Funding

Phase	Start Date	Federal	Fund Code	Federal Funds		State Funds	Local Funds	Total
				Federal Funds	State Fund Code			
CN	2025		STBG(UM)	1,800,000	TIB	500,000	350,000	2,650,000
<b>Project Totals</b>				<b>1,800,000</b>		<b>500,000</b>	<b>350,000</b>	<b>2,650,000</b>

Expenditure Schedule

Phase	1st	2nd	3rd	4th	5th & 6th
ALL	0	2,650,000	0	0	0
<b>Totals</b>	<b>0</b>	<b>2,650,000</b>	<b>0</b>	<b>0</b>	<b>0</b>

Washington State S. T. I. P.

2024 to 2027

(Project Funds to Nearest Dollar)

MPO/RTPO: PSRC

Y Inside

N Outside

November 17, 2023

County: Kitsap

Agency: Poulsbo

Func Cls	Project Number	PIN	STIP ID	Imp Type	Total Project Length	Environmental Type	RW Required	Begin Termini	End Termini	Total Est. Cost of Project	STIP Amend. No.
05			PB-20	01	0.340	DCE	No	Mesford Rd NE	Languanet Lane NE and Kevos Po	3,180,000	

Noll Road North Segment 3A

The project will complete the North Segment 3A of the Noll Road Corridor Improvements project (TIP ID PB-16). This project will construct approximately 1,800 linear feet of new roadway & sidewalk and 2,200 linear feet of shared use path between NE Mesford Road and NE Kevos Pond Road. The new roadway will consist of two 11-ft lanes and will replace an existing gravel road. The sidewalk will be 6-ft wide and will connect to existing sidewalks at both project termini. This TIP ID is only for segment 3A-1.

**Funding**

Phase	Start Date	Federal Fund Code	Federal Funds	State Fund Code	State Funds	Local Funds	Total
CN	2024	STBG(UM)	1,970,000	TIB	1,210,000	0	3,180,000
<b>Project Totals</b>			<b>1,970,000</b>		<b>1,210,000</b>	<b>0</b>	<b>3,180,000</b>

**Expenditure Schedule**

Phase	1st	2nd	3rd	4th	5th & 6th
ALL	3,180,000	0	0	0	0
<b>Totals</b>	<b>3,180,000</b>	<b>0</b>	<b>0</b>	<b>0</b>	<b>0</b>

Agency Totals for Poulsbo	Federal Funds	State Funds	Local Funds	Total
	3,770,000	1,710,000	350,000	5,830,000

Washington State S. T. I. P.

2024 to 2027

(Project Funds to Nearest Dollar)

MPO/RTPO: PSRC

Y Inside

N Outside

November 17, 2023

County:

Agency: PSRC

Func Cls	Project Number	PIN	STIP ID	Imp Type	Total Project Length	Environmental Type	RW Required	Begin Termini	End Termini	Total Est. Cost of Project	STIP Amend. No.
00			PSRC-26	18	0.000	CE	No	N/A	N/A	6,947,976	

Equity Pilot Program

The equity pilot will be structured from an evaluation of the outcomes of the strengthened criteria in PSRC's 2022 project selection process related to equity and safety. A grant competition will be developed and conducted in 2023. This project is a placeholder for the funds until projects are selected. Projects will be identified through a collaborative process involving PSRC's Equity Advisory Committee and Regional Project Evaluation Committee.

**Funding**

Phase	Start Date	Federal	Fund Code	Federal Funds	State Fund Code	State Funds	Local Funds	Total
PL	2025		STBG(UL)	3,005,000		0	468,988	3,473,988
PL	2026		STBG(UL)	3,005,000		0	468,988	3,473,988
<b>Project Totals</b>				<b>6,010,000</b>		<b>0</b>	<b>937,976</b>	<b>6,947,976</b>

**Expenditure Schedule**

Phase	1st	2nd	3rd	4th	5th & 6th
ALL	0	3,473,988	3,473,988	0	0
<b>Totals</b>	<b>0</b>	<b>3,473,988</b>	<b>3,473,988</b>	<b>0</b>	<b>0</b>

Washington State S. T. I. P.

2024 to 2027

(Project Funds to Nearest Dollar)

MPO/RTPO: PSRC

Y Inside

N Outside

November 17, 2023

County:

Agency: PSRC

Func Cls	Project Number	PIN	STIP ID	Imp Type	Total Project Length	Environmental Type	RW Required	Begin Termini	End Termini	Total Est. Cost of Project	STIP Amend. No.
00			PSRC-24	18	0.000	CE	No	N/A	N/A	5,437,140	

Regional Transportation Planning and Programming, FY24-25

Continue support for regional comprehensive planning and implementation programs addressing the federal, state and regional requirements for all transportation modes for tasks to be identified in the FFY 24-25 PSRC Work Programs. This includes maintaining and refining aspects of the transportation plan, facilitating the achievement of the plan's strategic components and ensuring consistency with all local, regional and state policies and plans. This also includes tasks which complement and assist transit agencies in the region in advancing planning on transit-related topics at the regional scale which will be the focus of the 5307 funds in the project. In addition, data collection and analysis efforts necessary to support the plan and other regional transportation and growth management analysis activities will be included.

**Funding**

Phase	Start Date	Federal Funds		State Funds		Local Funds	Total
		Federal	Fund Code	State Fund Code	State Funds		
PL	2024		5307		1,250,000	0	1,250,000
PL	2024		STBG(UL)		1,000,000	468,570	1,468,570
<b>Project Totals</b>					<b>2,250,000</b>	<b>468,570</b>	<b>2,718,570</b>

**Expenditure Schedule**

Phase	1st	2nd	3rd	4th	5th & 6th
ALL	2,718,570	0	0	0	0
<b>Totals</b>	<b>2,718,570</b>	<b>0</b>	<b>0</b>	<b>0</b>	<b>0</b>

Washington State S. T. I. P.

2024 to 2027

(Project Funds to Nearest Dollar)

MPO/RTPO: PSRC

Y Inside

N Outside

November 17, 2023

County:

Agency: PSRC

Func Cls	Project Number	PIN	STIP ID	Imp Type	Total Project Length	Environmental Type	RW Required	Begin Termini	End Termini	Total Est. Cost of Project	STIP Amend. No.
00			PSRC-25	18	0.000	CE	No	N/A	N/A	2,312,192	

Regional Transportation Planning and Programming, FY26-27

Continue support for regional comprehensive planning and implementation programs addressing the federal, state and regional requirements for all transportation modes for tasks to be identified in the FY 26-27 PSRC Work Program. This includes maintaining and refining aspects of the transportation plan, facilitating the achievement of the plan's strategic components and ensuring consistency with all local, regional and state policies and plans. This also includes tasks which complement and assist transit agencies in the region in advancing planning on transit-related topics at the regional scale which will be the focus of the future 5307 funds in the project. In addition, data collection and analysis efforts necessary to support the plan and other regional transportation and growth management analysis activities will be included.

**Funding**

Phase	Start Date	Federal	Fund Code	Federal Funds	State Fund Code	State Funds	Local Funds	Total
PL	2025		STBG(UL)	1,000,000		0	156,096	1,156,096
PL	2026		STBG(UL)	1,000,000		0	156,096	1,156,096
<b>Project Totals</b>				<b>2,000,000</b>		<b>0</b>	<b>312,192</b>	<b>2,312,192</b>

**Expenditure Schedule**

Phase	1st	2nd	3rd	4th	5th & 6th
ALL	0	1,156,096	1,156,096	0	0
<b>Totals</b>	<b>0</b>	<b>1,156,096</b>	<b>1,156,096</b>	<b>0</b>	<b>0</b>

Washington State S. T. I. P.

2024 to 2027

(Project Funds to Nearest Dollar)

MPO/RTPO: PSRC

Y Inside

N Outside

November 17, 2023

County:

Agency: PSRC

Func Cls	Project Number	PIN	STIP ID	Imp Type	Total Project Length	Environmental Type	RW Required	Begin Termini	End Termini	Total Est. Cost of Project	STIP Amend. No.
00			PSRC-11	18	0.000	CE	No	N/A	N/A	7,156,069	

Rural Town Centers and Corridors--Planning & Capital Program

Continue PSRC's Rural Town Centers & Corridors program, as established by PSRC in Oct. 2003. Projects for planning and implementation tasks will be recommended through a collaborative process involving the four countywide organizations, WSDOT, and the PSRC boards. Eligible geographic areas are (1) incorporated rural town centers and unincorporated rural community centers outside the region's contiguous UGA boundary; (2) other town centers inside the contiguous UGA but which also include portions of a rural highway corridor. The funds in this TIP project are a placeholder until grant competition is held.

**Funding**

Phase	Start Date	Federal Fund Code	Federal Funds		State Fund Code	State Funds	Local Funds	Total
PL	2025	STBG(UL)		3,045,000		0	475,231	3,520,231
PL	2026	STBG(UL)		3,045,000		0	475,231	3,520,231
<b>Project Totals</b>				<b>6,090,000</b>		<b>0</b>	<b>950,462</b>	<b>7,040,462</b>

**Expenditure Schedule**

Phase	1st	2nd	3rd	4th	5th & 6th
ALL	0	3,520,231	3,520,231	0	0
<b>Totals</b>	<b>0</b>	<b>3,520,231</b>	<b>3,520,231</b>	<b>0</b>	<b>0</b>

		Federal Funds	State Funds	Local Funds	Total
<b>Agency Totals for PSRC</b>		<b>16,350,000</b>	<b>0</b>	<b>2,669,200</b>	<b>19,019,200</b>

Washington State S. T. I. P.

2024 to 2027

(Project Funds to Nearest Dollar)

MPO/RTPO: PSRC

Y Inside

N Outside

November 17, 2023

County: Pierce

Agency: Puyallup

Func Cls	Project Number	PIN	STIP ID	Imp Type	Total Project Length	Environmental Type	RW Required	Begin Termini	End Termini	Total Est. Cost of Project	STIP Amend. No.
00	1030(006)		PUY-28	28	0.450	EA	No	Milwaukee Bridge	SR 512 overpass	2,285,000	

Riverwalk Trail Phase V

Design and construct a shared use trail to complete the Puyallup Riverwalk Trail System between Milwaukee Bridge and SR 512 overpass. The project will construct approximately 1,800 linear feet of shared use trails and 500 linear feet of sidewalk widening improvements in right-of-way. Once completed, the 5 mile Riverwalk Trail System will provide a non-motorized trail connection between Pierce County, Sumner and Puyallup.

Funding

Phase	Start Date	Federal Fund Code	Federal Funds		State Fund Code	State Funds	Local Funds	Total
			Federal Funds	State Funds				
CN	2024	CMAQ	1,405,000	0		0	595,000	2,000,000
<b>Project Totals</b>			<b>1,405,000</b>	<b>0</b>		<b>0</b>	<b>595,000</b>	<b>2,000,000</b>

Expenditure Schedule

Phase	1st	2nd	3rd	4th	5th & 6th
ALL	2,000,000	0	0	0	0
<b>Totals</b>	<b>2,000,000</b>	<b>0</b>	<b>0</b>	<b>0</b>	<b>0</b>



Washington State S. T. I. P.

2024 to 2027

(Project Funds to Nearest Dollar)

MPO/RTPO: PSRC

Y Inside

N Outside

November 17, 2023

County: Pierce

Agency: Puyallup

Func Cls	Project Number	PIN	STIP ID	Imp Type	Total Project Length	Environmental Type	RW Required	Begin Termini	End Termini	Total Est. Cost of Project	STIP Amend. No.
04			PUY-30	03	0.300	DCE	Yes	25th Ave Ct SE	20th Ave Ct SE	11,090,170	

Shaw Road Widening, Phase 4A , 25th to 20th Ave Ct E

Widen a portion of Shaw Road to a 4-lane section with curb/gutter/sidewalk and a separated shared use path. Other design elements include traffic signal modifications at 23rd and Shaw Road Intersection, street lighting, retaining walls, stormwater management and mitigation, and utility accommodation planning.

**Funding**

Phase	Start Date	Federal Fund Code	Federal Funds		State Fund Code	State Funds	Local Funds	Total
			Federal Funds	State Funds				
PE	2024	STBG	580,000			0	620,000	1,200,000
<b>Project Totals</b>			<b>580,000</b>			<b>0</b>	<b>620,000</b>	<b>1,200,000</b>

**Expenditure Schedule**

Phase	1st	2nd	3rd	4th	5th & 6th
ALL	1,200,000	0	0	0	0
<b>Totals</b>	<b>1,200,000</b>	<b>0</b>	<b>0</b>	<b>0</b>	<b>0</b>

Washington State S. T. I. P.

2024 to 2027

(Project Funds to Nearest Dollar)

MPO/RTPO: PSRC

Y Inside

N Outside

November 17, 2023

County: Pierce

Agency: Puyallup

Func Cls	Project Number	PIN	STIP ID	Imp Type	Total Project Length	Environmental Type	RW Required	Begin Termini	End Termini	Total Est. Cost of Project	STIP Amend. No.
03	3150(010)		PUY-27	06	0.650	CE	No	N Meridian Ave	Valley Ave Business Park Main Entrance	2,400,000	

Valley Ave NW Overlay - Phase 1 & 2

Grind, overlay, and restripe. Improve any sidewalks deemed ADA deficient.

**Funding**

Phase	Start Date	Federal	Fund Code	Federal Funds	State Fund Code	State Funds	Local Funds	Total
CN	2024		STBG	577,000		0	0	577,000
CN	2024		STBG(UL)	578,000		0	846,000	1,424,000
<b>Project Totals</b>				<b>1,155,000</b>		<b>0</b>	<b>846,000</b>	<b>2,001,000</b>

**Expenditure Schedule**

Phase	1st	2nd	3rd	4th	5th & 6th
ALL	2,001,000	0	0	0	0
<b>Totals</b>	<b>2,001,000</b>	<b>0</b>	<b>0</b>	<b>0</b>	<b>0</b>

	Federal Funds	State Funds	Local Funds	Total
<b>Agency Totals for Puyallup</b>	<b>3,140,000</b>	<b>0</b>	<b>2,061,000</b>	<b>5,201,000</b>

Washington State S. T. I. P.

2024 to 2027

(Project Funds to Nearest Dollar)

MPO/RTPO: PSRC

Y Inside

N Outside

November 17, 2023

County: King

Agency: Redmond

Func Cls	Project Number	PIN	STIP ID	Imp Type	Total Project Length	Environmental Type	RW Required	Begin Termini	End Termini	Total Est. Cost of Project	STIP Amend. No.
04			RED-54	28	0.400	CE	Yes	4300 Block	51st Street	6,038,000	

156th Avenue Shared Use Path

Paved shared use path on 156th Avenue

Funding

Phase	Start Date	Federal	Fund Code	Federal Funds	State Fund Code	State Funds	Local Funds	Total
PE	2024		STBG(UL)	700,000		0	191,000	891,000
<b>Project Totals</b>				<b>700,000</b>		<b>0</b>	<b>191,000</b>	<b>891,000</b>

Expenditure Schedule

Phase	1st	2nd	3rd	4th	5th & 6th
ALL	891,000	0	0	0	0
<b>Totals</b>	<b>891,000</b>	<b>0</b>	<b>0</b>	<b>0</b>	<b>0</b>

Washington State S. T. I. P.

2024 to 2027

(Project Funds to Nearest Dollar)

MPO/RTPO: PSRC

Y Inside

N Outside

November 17, 2023

County: King

Agency: Redmond

Func Cls	Project Number	PIN	STIP ID	Imp Type	Total Project Length	Environmental Type	RW Required	Begin Termini	End Termini	Total Est. Cost of Project	STIP Amend. No.
05			RED-57	01	0.100	DCE	Yes	State Route 202	180th Avenue	5,239,000	

70th Street Extension

Design/construct the 70th Street Extension from State Route 202 to 180th Avenue, including one general purpose lane in each direction, center turn lane, bicycle lanes, and sidewalks.

Funding

Phase	Start Date	Federal	Fund Code	Federal Funds	State Fund Code	State Funds	Local Funds	Total
CN	2024		CMAQ	2,700,000		0	963,000	3,663,000
<b>Project Totals</b>				<b>2,700,000</b>		<b>0</b>	<b>963,000</b>	<b>3,663,000</b>

Expenditure Schedule

Phase	1st	2nd	3rd	4th	5th & 6th
ALL	3,663,000	0	0	0	0
<b>Totals</b>	<b>3,663,000</b>	<b>0</b>	<b>0</b>	<b>0</b>	<b>0</b>

Washington State S. T. I. P.

2024 to 2027

(Project Funds to Nearest Dollar)

MPO/RTPO: PSRC

Y Inside

N Outside

November 17, 2023

County: King

Agency: Redmond

Func Cls	Project Number	PIN	STIP ID	Imp Type	Total Project Length	Environmental Type	RW Required	Begin Termini	End Termini	Total Est. Cost of Project	STIP Amend. No.
03			RED-59	05	0.360	CE	No	Redmond Way	NE 85th Street	1,674,000	

Pavement Management Project - 154th Ave (Redmond Way to 85th Street)

Asphalt pavement overlay from Redmond Way to NE 85th Street.

**Funding**

Phase	Start Date	Federal	Fund Code	Federal Funds	State Fund Code	State Funds	Local Funds	Total
PE	2025		STBG(UL)	315,000		0	52,000	367,000
CN	2026		STBG(UL)	1,130,000		0	177,000	1,307,000
<b>Project Totals</b>				<b>1,445,000</b>		<b>0</b>	<b>229,000</b>	<b>1,674,000</b>

**Expenditure Schedule**

Phase	1st	2nd	3rd	4th	5th & 6th
ALL	0	367,000	1,307,000	0	0
<b>Totals</b>	<b>0</b>	<b>367,000</b>	<b>1,307,000</b>	<b>0</b>	<b>0</b>

Washington State S. T. I. P.

2024 to 2027

(Project Funds to Nearest Dollar)

MPO/RTPO: PSRC

Y Inside

N Outside

November 17, 2023

County: King

Agency: Redmond

Func Cls	Project Number	PIN	STIP ID	Imp Type	Total Project Length	Environmental Type	RW Required	Begin Termini	End Termini	Total Est. Cost of Project	STIP Amend. No.
04			RED-58	28	1.600	DCE	No	9900 Block	NE 124th Street	7,783,000	

Redmond Central Connector Phase 3

Extend the Redmond Central Connector paved regional trail north from the 9900 Block to 124th Street.

**Funding**

Phase	Start Date	Federal Fund Code	Federal Funds	State Fund Code	State Funds	Local Funds	Total
CN	2024	CMAQ	2,130,000		0	4,602,000	6,732,000
<b>Project Totals</b>			<b>2,130,000</b>		<b>0</b>	<b>4,602,000</b>	<b>6,732,000</b>

**Expenditure Schedule**

Phase	1st	2nd	3rd	4th	5th & 6th
ALL	6,732,000	0	0	0	0
<b>Totals</b>	<b>6,732,000</b>	<b>0</b>	<b>0</b>	<b>0</b>	<b>0</b>

Washington State S. T. I. P.

2024 to 2027

(Project Funds to Nearest Dollar)

MPO/RTPO: PSRC

Y Inside

N Outside

November 17, 2023

County: King

Agency: Redmond

Func Cls	Project Number	PIN	STIP ID	Imp Type	Total Project Length	Environmental Type	RW Required	Begin Termini	End Termini	Total Est. Cost of Project	STIP Amend. No.
03	1905(007)		RED-56	06	0.500	CE	No	150 Feet North of Marymoor Way	Leary Way	1,719,942	

West Lake Sammamish Parkway Preservation

Pavement preservation of West Lake Sammamish Parkway from 150 feet north of MarymoorWay to Leary Way where pavement needs rehabilitation.

**Funding**

Phase	Start Date	Federal Fund Code	Federal Funds	State Fund Code	State Funds	Local Funds	Total
CN	2024	STBG(UL)	1,169,000		0	223,942	1,392,942
<b>Project Totals</b>			<b>1,169,000</b>		<b>0</b>	<b>223,942</b>	<b>1,392,942</b>

**Expenditure Schedule**

Phase	1st	2nd	3rd	4th	5th & 6th
ALL	1,392,942	0	0	0	0
<b>Totals</b>	<b>1,392,942</b>	<b>0</b>	<b>0</b>	<b>0</b>	<b>0</b>

	Federal Funds	State Funds	Local Funds	Total
<b>Agency Totals for Redmond</b>	<b>8,144,000</b>	<b>0</b>	<b>6,208,942</b>	<b>14,352,942</b>

Washington State S. T. I. P.

2024 to 2027

(Project Funds to Nearest Dollar)

MPO/RTPO: PSRC

Y Inside

N Outside

November 17, 2023

County: King

Agency: Renton

Func Cls	Project Number	PIN	STIP ID	Imp Type	Total Project Length	Environmental Type	RW Required	Begin Termini	End Termini	Total Est. Cost of Project	STIP Amend. No.
00	1169(021)		REN-41	14	0.000	CE	No	150-ft north of the bridge	150-ft south of the bridge	3,127,700	

Houser Way Bridge - Seismic Retrofit and Painting  
 Bridge preservation, seismic retrofit and painting.

**Funding**

Phase	Start Date	Federal Fund Code	Federal Funds	State Fund Code	State Funds	Local Funds	Total
CN	2025	BR	2,462,700		0	45,000	2,507,700
<b>Project Totals</b>			<b>2,462,700</b>		<b>0</b>	<b>45,000</b>	<b>2,507,700</b>

**Expenditure Schedule**

Phase	1st	2nd	3rd	4th	5th & 6th
ALL	0	2,507,700	0	0	0
<b>Totals</b>	<b>0</b>	<b>2,507,700</b>	<b>0</b>	<b>0</b>	<b>0</b>



Washington State S. T. I. P.

2024 to 2027

(Project Funds to Nearest Dollar)

MPO/RTPO: PSRC

Y Inside

N Outside

November 17, 2023

County: King

Agency: Renton

Func Cls	Project Number	PIN	STIP ID	Imp Type	Total Project Length	Environmental Type	RW Required	Begin Termini	End Termini	Total Est. Cost of Project	STIP Amend. No.
04			REN-48	06	1.140	CE	Yes	SW 34th Street	SW 16th Street	2,458,110	

Oakesdale Ave SW Pavement Preservation

This project will resurface the roadway along Oakesdale Ave SW from SW 34th St to SW 16th St, install bike lanes, update channelization through restriping, upgrade intersection ramps to current ADA standards, adjust or evaluate replacement of existing features affected by resurfacing such as monuments, catch basins, or drainage grates.

Funding

Phase	Start Date	Federal	Fund Code	Federal Funds		State Funds	Local Funds	Total
				State Fund Code	State Funds			
CN	2025		STBG(UL)	1,300,000		0	708,110	2,008,110
<b>Project Totals</b>				<b>1,300,000</b>		<b>0</b>	<b>708,110</b>	<b>2,008,110</b>

Expenditure Schedule

Phase	1st	2nd	3rd	4th	5th & 6th
ALL	0	2,008,110	0	0	0
<b>Totals</b>	<b>0</b>	<b>2,008,110</b>	<b>0</b>	<b>0</b>	<b>0</b>

Washington State S. T. I. P.

2024 to 2027

(Project Funds to Nearest Dollar)

MPO/RTPO: PSRC

Y Inside

N Outside

November 17, 2023

County: King

Agency: Renton

Func Cls	Project Number	PIN	STIP ID	Imp Type	Total Project Length	Environmental Type	RW Required	Begin Termini	End Termini	Total Est. Cost of Project	STIP Amend. No.
04			REN-47	28	1.300	CE	Yes	Burnett Ave S	Oakesdale Ave SW	2,930,020	

South 7th Street Corridor Improvements

Between Shattuck and Burnett Ave S, install a north-side sidewalk with planter strip, and two-way protected bike lanes with buffer. Install non-motorized improvements at multiple intersections along the corridor from Burnett Ave S to Oakesdale Ave SW, including bicyclist push-button activation, green bike lanes through conflict/crossing zones, pavement markings and delineation, and an upgraded crosswalk flashing beacon.

Funding

Phase	Start Date	Federal Fund Code	Federal Funds		State Fund Code	State Funds	Local Funds	Total
			Federal Funds	State Funds				
CN	2024	STBG(UL)	1,450,000	500,000	OTHER	500,000	219,020	2,169,020
<b>Project Totals</b>			<b>1,450,000</b>	<b>500,000</b>		<b>500,000</b>	<b>219,020</b>	<b>2,169,020</b>

Expenditure Schedule

Phase	1st	2nd	3rd	4th	5th & 6th
ALL	2,169,020	0	0	0	0
<b>Totals</b>	<b>2,169,020</b>	<b>0</b>	<b>0</b>	<b>0</b>	<b>0</b>

Washington State S. T. I. P.

2024 to 2027

(Project Funds to Nearest Dollar)

MPO/RTPO: PSRC

Y Inside

N Outside

November 17, 2023

County: King

Agency: Renton

Func Cls	Project Number	PIN	STIP ID	Imp Type	Total Project Length	Environmental Type	RW Required	Begin Termini	End Termini	Total Est. Cost of Project	STIP Amend. No.
03	1183(003)		REN-49	28	0.320	CE	Yes	Edmonds Ave NE	NE 10th Street	8,604,000	

Sunset Trail

This project will install a multi-use trail on the north side of NE Sunset Blvd from Edmonds Ave NE to NE 10th Street, planter between the trail and the street, street lighting, retaining walls, and ADA upgrades.

**Funding**

Phase	Start Date	Federal	Fund Code	Federal Funds	State Fund Code	State Funds	Local Funds	Total
RW	2026		CMAQ	418,660		0	65,340	484,000
<b>Project Totals</b>				<b>418,660</b>		<b>0</b>	<b>65,340</b>	<b>484,000</b>

**Expenditure Schedule**

Phase	1st	2nd	3rd	4th	5th & 6th
ALL	0	0	484,000	0	0
<b>Totals</b>	<b>0</b>	<b>0</b>	<b>484,000</b>	<b>0</b>	<b>0</b>

Washington State S. T. I. P.

2024 to 2027

(Project Funds to Nearest Dollar)

MPO/RTPO: PSRC

Y Inside

N Outside

November 17, 2023

County: King

Agency: Renton

Func Cls	Project Number	PIN	STIP ID	Imp Type	Total Project Length	Environmental Type	RW Required	Begin Termini	End Termini	Total Est. Cost of Project	STIP Amend. No.
00	1158(008)		REN-42	14	0.000	CE	No	N Riverside Dr	S Riverside Dr	3,113,700	

Williams Ave Bridge - Seismic Retrofit and Painting

Bridge preservation, seismic retrofit and painting.

Funding

Phase	Start Date	Federal Fund Code	Federal Funds	State Fund Code	State Funds	Local Funds	Total
CN	2025	BR	2,448,700		0	45,000	2,493,700
<b>Project Totals</b>			<b>2,448,700</b>		<b>0</b>	<b>45,000</b>	<b>2,493,700</b>

Expenditure Schedule

Phase	1st	2nd	3rd	4th	5th & 6th
ALL	0	2,493,700	0	0	0
<b>Totals</b>	<b>0</b>	<b>2,493,700</b>	<b>0</b>	<b>0</b>	<b>0</b>

	Federal Funds	State Funds	Local Funds	Total
<b>Agency Totals for Renton</b>	<b>8,080,060</b>	<b>500,000</b>	<b>1,082,470</b>	<b>9,662,530</b>

Washington State S. T. I. P.

2024 to 2027

(Project Funds to Nearest Dollar)

MPO/RTPO: PSRC

Y Inside

N Outside

November 17, 2023

County: King

Agency: SeaTac

Func Cls	Project Number	PIN	STIP ID	Imp Type	Total Project Length	Environmental Type	RW Required	Begin Termini	End Termini	Total Est. Cost of Project	STIP Amend. No.
04	9917(038)		ST-28	06	1.300	CE	Yes	Various	Various	24,224,154	

Airport Station Pedestrian Improvements

Construct two-way cycle track on north side of 176th St; bike lanes and sharrows on 32nd Ave and 180th St; sidewalks up to 8 ft with landscaped buffer along 176th St, 180th St, and 32nd Ave; raised ped crossings at the intersections of 32nd Ave with 175th, 173rd, 172nd; raised mid-block ped crossing on 32nd Ave. Remove turn lanes at intersections of 176th St with International Blvd and 32nd Ave to shorten ped crossings. New signal at 176th St/32nd Ave to accommodate non-motorized phases, ped signal upgrades at 176th St/International Blvd. The project will install roadway and pedestrian lighting, infrastructure to support EV charging stations along 32nd Ave S, landscaping, and ped amenities. Supporting work includes earthwork, retaining walls, undergrounding utilities, upgraded water/sewer/stormwater, and paving. TAP funds will be applied to acquire ROW to accommodate the new bike lanes, sidewalks, and buffers; all other elements will be funded by local/other funds.

**Funding**

Phase	Start Date	Federal Fund Code	Federal Funds	State Fund Code	State Funds	Local Funds	Total
CN	2025	STBG(UL)	3,995,000		0	15,982,300	19,977,300
<b>Project Totals</b>			<b>3,995,000</b>		<b>0</b>	<b>15,982,300</b>	<b>19,977,300</b>

**Expenditure Schedule**

Phase	1st	2nd	3rd	4th	5th & 6th
ALL	0	19,977,300	0	0	0
<b>Totals</b>	<b>0</b>	<b>19,977,300</b>	<b>0</b>	<b>0</b>	<b>0</b>

	Federal Funds	State Funds	Local Funds	Total
<b>Agency Totals for SeaTac</b>	<b>3,995,000</b>	<b>0</b>	<b>15,982,300</b>	<b>19,977,300</b>

Washington State S. T. I. P.

2024 to 2027

(Project Funds to Nearest Dollar)

MPO/RTPO: PSRC

Y Inside

N Outside

November 17, 2023

County: King

Agency: Seattle

Func Cls	Project Number	PIN	STIP ID	Imp Type	Total Project Length	Environmental Type	RW Required	Begin Termini	End Termini	Total Est. Cost of Project	STIP Amend. No.
03			SEA-252	23	1.500	CE	No	Lake City Way NE	West side of I-5 overpass	17,000,000	

130th Link Station Transit & Multimodal Access - East Corridor

Implement bike and pedestrian improvements along NE 130th St from approximately 1st Ave NE including the I-5 overpass. Improve transit access along Roosevelt Way NE and NE 125th St, including shelters, benches, real time information signs, in-lane stops with protected bike lanes, and pedestrian lighting. Make pedestrian crossing improvements at existing intersections along the Roosevelt Way NE and NE 125th St corridor between 10th Ave NE and Lake City Way. Install pedestrian signal at Roosevelt Way NE and 8th Ave NE to connect with future 8th Ave NE Neighborhood Greenway. Implement transit and pedestrian signal improvements at existing intersections along the Roosevelt Way NE and NE 125th St corridor, between 10th Ave NE and Lake City Way. Make safety improvements to reduce mixing between bikes and buses at bus stops along the corridor.

**Funding**

Phase	Start Date	Federal Fund Code	Federal Funds		State Fund Code	State Funds	Local Funds	Total
			Federal Funds	State Funds				
CN	2025	CMAQ	5,480,000			0	9,020,000	14,500,000
<b>Project Totals</b>			<b>5,480,000</b>			<b>0</b>	<b>9,020,000</b>	<b>14,500,000</b>

**Expenditure Schedule**

Phase	1st	2nd	3rd	4th	5th & 6th
ALL	0	14,500,000	0	0	0
<b>Totals</b>	<b>0</b>	<b>14,500,000</b>	<b>0</b>	<b>0</b>	<b>0</b>

Washington State S. T. I. P.

2024 to 2027

(Project Funds to Nearest Dollar)

MPO/RTPO: PSRC

Y Inside

N Outside

November 17, 2023

County: King

Agency: Seattle

Func Cls	Project Number	PIN	STIP ID	Imp Type	Total Project Length	Environmental Type	RW Required	Begin Termini	End Termini	Total Est. Cost of Project	STIP Amend. No.
03			SEA-259	18	0.500	EA	No	S Dawson Street	Costco	3,000,000	

4th/Argo Railyard Bridge Replacement Planning Study

TS&L analysis (type, size, and location) for the 4th/Argo Railyard Bridge Replacement. The study will consider design elements that will provide for safe and predictable travel for people walking, biking, and driving in cars as well as freight trucks to access jobs and essential services.

**Funding**

Phase	Start Date	Federal	Fund Code	Federal Funds	State Fund Code	State Funds	Local Funds	Total
PL	2024		Discretionary	2,400,000		0	600,000	3,000,000
<b>Project Totals</b>				<b>2,400,000</b>		<b>0</b>	<b>600,000</b>	<b>3,000,000</b>

**Expenditure Schedule**

Phase	1st	2nd	3rd	4th	5th & 6th
ALL	3,000,000	0	0	0	0
<b>Totals</b>	<b>3,000,000</b>	<b>0</b>	<b>0</b>	<b>0</b>	<b>0</b>

Washington State S. T. I. P.

2024 to 2027

(Project Funds to Nearest Dollar)

MPO/RTPO: PSRC

Y Inside

N Outside

November 17, 2023

County: King

Agency: Seattle

Func Cls	Project Number	PIN	STIP ID	Imp Type	Total Project Length	Environmental Type	RW Required	Begin Termini	End Termini	Total Est. Cost of Project	STIP Amend. No.
00	1577(018)		SEA-235A	28	0.600	CE	No	Virginia St	Broad St	8,421,710	

Alaskan Way Protected Bike Lane

This project will build a protected bike lane on Alaskan Way between Virginia St and Broad St. This facility will connect the Elliott Bay Trail to the Waterfront Park Promenade and Bike Path to provide a continuous bike facility along Seattle's central waterfront. The project includes adjusting the current lane widths to accommodate the new bike lane.

Funding

Phase	Start Date	Federal Fund Code	Federal Funds		State Fund Code	State Funds	Local Funds	Total
			Federal	Funds				
CN	2024	CMAQ		2,000,000	CWA	425,000	3,921,710	6,346,710
CN	2025			0	CWA	75,000	0	75,000
<b>Project Totals</b>				<b>2,000,000</b>		<b>500,000</b>	<b>3,921,710</b>	<b>6,421,710</b>

Expenditure Schedule

Phase	1st	2nd	3rd	4th	5th & 6th
ALL	6,346,710	75,000	0	0	0
<b>Totals</b>	<b>6,346,710</b>	<b>75,000</b>	<b>0</b>	<b>0</b>	<b>0</b>



Washington State S. T. I. P.

2024 to 2027

(Project Funds to Nearest Dollar)

MPO/RTPO: PSRC

Y Inside

N Outside

November 17, 2023

County: King

Agency: Seattle

Func Cls	Project Number	PIN	STIP ID	Imp Type	Total Project Length	Environmental Type	RW Required	Begin Termini	End Termini	Total Est. Cost of Project	STIP Amend. No.
04			SEA-255	28	1.700	CE	No	S Spokane St	12th Ave S and S Charles St	15,484,661	

Beacon Ave S and 15th Ave S Safety

Project will construct a protected bike lane along Beacon Ave S between S Spokane St and 15th Ave S, on 15th Ave S. between Beacon Ave S and 14th Ave S, and on Golf Dr S between 15th Ave S and S Charles St. Scope elements include curb and gutter, sidewalk, curb ramps, storm drainage improvements, concrete and asphalt paving, tree pits, signal modifications and pavement markings.

**Funding**

Phase	Start Date	Federal Fund Code	Federal Funds		State Fund Code	State Funds	Local Funds	Total
CN	2024			0		0	11,690,745	11,690,745
CN	2025	STBG(UL)		1,090,000		0	0	1,090,000
<b>Project Totals</b>				<b>1,090,000</b>		<b>0</b>	<b>11,690,745</b>	<b>12,780,745</b>

**Expenditure Schedule**

Phase	1st	2nd	3rd	4th	5th & 6th
ALL	11,690,745	1,090,000	0	0	0
<b>Totals</b>	<b>11,690,745</b>	<b>1,090,000</b>	<b>0</b>	<b>0</b>	<b>0</b>

Washington State S. T. I. P.

2024 to 2027

(Project Funds to Nearest Dollar)

MPO/RTPO: PSRC

Y Inside

N Outside

November 17, 2023

County: King

Agency: Seattle

Func Cls	Project Number	PIN	STIP ID	Imp Type	Total Project Length	Environmental Type	RW Required	Begin Termini	End Termini	Total Est. Cost of Project	STIP Amend. No.
03			SEA-253	05	1.000	CE	No	5th Ave	Stewart Ave (to include Yale A	5,000,000	

Denny Way Preservation

Grind and overlay asphalt pavement.

**Funding**

Phase	Start Date	Federal	Fund Code	Federal Funds	State Fund Code	State Funds	Local Funds	Total
CN	2024		STBG	1,450,000		0	3,050,000	4,500,000
<b>Project Totals</b>				<b>1,450,000</b>		<b>0</b>	<b>3,050,000</b>	<b>4,500,000</b>

**Expenditure Schedule**

Phase	1st	2nd	3rd	4th	5th & 6th
ALL	4,500,000	0	0	0	0
<b>Totals</b>	<b>4,500,000</b>	<b>0</b>	<b>0</b>	<b>0</b>	<b>0</b>

Washington State S. T. I. P.

2024 to 2027

(Project Funds to Nearest Dollar)

MPO/RTPO: PSRC

Y Inside

N Outside

November 17, 2023

County: King

Agency: Seattle

Func Cls	Project Number	PIN	STIP ID	Imp Type	Total Project Length	Environmental Type	RW Required	Begin Termini	End Termini	Total Est. Cost of Project	STIP Amend. No.
03			SEA-225B	06	0.630	CE	Yes	S Spokane St	Diagonal Ave S	100,000	

East Marginal Way Heavy Haul Corridor Improvements Central Segment

The Central Segment reconstructs the roadway to Heavy Haul pavement standards between S Spokane St and Duwamish Ave S and constructs a shared use pathway between S Spokane St and Diagonal Ave S. Pedestrian lighting, crossing improvements, drainage improvements and landscaping will also be included. This TIPIet is for the ROW phase of the Central Segment. PE for this segment is programmed as part of SEA-225.

Funding

Phase	Start Date	Federal	Fund Code	Federal Funds	State Fund Code	State Funds	Local Funds	Total
RW	2024			0		0	100,000	100,000
<b>Project Totals</b>				<b>0</b>		<b>0</b>	<b>100,000</b>	<b>100,000</b>

Expenditure Schedule

Phase	1st	2nd	3rd	4th	5th & 6th
ALL	100,000	0	0	0	0
<b>Totals</b>	<b>100,000</b>	<b>0</b>	<b>0</b>	<b>0</b>	<b>0</b>

Washington State S. T. I. P.

2024 to 2027

(Project Funds to Nearest Dollar)

MPO/RTPO: PSRC

Y Inside

N Outside

November 17, 2023

County: King

Agency: Seattle

Func Cls	Project Number	PIN	STIP ID	Imp Type	Total Project Length	Environmental Type	RW Required	Begin Termini	End Termini	Total Est. Cost of Project	STIP Amend. No.
00			SEA-251	28	1.900	DCE	No	S Lucile Street	S Forest St	8,116,000	

Georgetown to Downtown Safety Project

Construct protected bike lane on Airport Way S, S Alaska St, and 6th Ave S between S Lucile St and Airport Way S and the intersection of 6th Ave S and S Forest St.

Funding

Phase	Start Date	Federal	Fund Code	Federal Funds	State Fund Code	State Funds	Local Funds	Total
CN	2026		STBG(UL)	2,370,000		0	4,576,000	6,946,000
<b>Project Totals</b>				<b>2,370,000</b>		<b>0</b>	<b>4,576,000</b>	<b>6,946,000</b>

Expenditure Schedule

Phase	1st	2nd	3rd	4th	5th & 6th
ALL	0	0	6,946,000	0	0
<b>Totals</b>	<b>0</b>	<b>0</b>	<b>6,946,000</b>	<b>0</b>	<b>0</b>

Washington State S. T. I. P.

2024 to 2027

(Project Funds to Nearest Dollar)

MPO/RTPO: PSRC

Y Inside

N Outside

November 17, 2023

County: King

Agency: Seattle

Func Cls	Project Number	PIN	STIP ID	Imp Type	Total Project Length	Environmental Type	RW Required	Begin Termini	End Termini	Total Est. Cost of Project	STIP Amend. No.
00			SEA-254	23	1.300	DCE	No	Eastlake Ave E/ 5th Ave N	5th Ave N/ 1st Ave N	26,200,000	

Harrison St Transit Pathway

Rebuild Harrison St and improve connecting transit corridors to serve high-frequency bus routes and significantly increased pedestrian activity. Primary project elements include roadway upgrades such as repaving and rechannelization, traffic signal upgrades and transit signal priority, transit stops, real-time information signage for transit, trolley wire infrastructure, and enhanced pedestrian realm improvements.

Funding

Phase	Start Date	Federal Fund Code	Federal Funds		State Fund Code	State Funds	Local Funds	Total
			Federal Funds	State Funds				
PE	2024	STBG	4,200,000	0		0	2,000,000	6,200,000
<b>Project Totals</b>			<b>4,200,000</b>	<b>0</b>		<b>0</b>	<b>2,000,000</b>	<b>6,200,000</b>

Expenditure Schedule

Phase	1st	2nd	3rd	4th	5th & 6th
ALL	6,200,000	0	0	0	0
<b>Totals</b>	<b>6,200,000</b>	<b>0</b>	<b>0</b>	<b>0</b>	<b>0</b>

Washington State S. T. I. P.

2024 to 2027

(Project Funds to Nearest Dollar)

MPO/RTPO: PSRC

Y Inside

N Outside

November 17, 2023

County: King

Agency: Seattle

Func Cls	Project Number	PIN	STIP ID	Imp Type	Total Project Length	Environmental Type	RW Required	Begin Termini	End Termini	Total Est. Cost of Project	STIP Amend. No.
04			SEA-256	06	0.080	DCE	No	S Lane Street	S Charles Street	12,454,258	

Jose Rizal Bridge (North Segment)

Repaint the existing steel superstructure and substructure of the Dr Jose P Rizal Bridge, including supports on 12th Avenue S and spans across S Dearborn Street. The project will also conduct lead abatement to remove the existing lead-based paint on the bridge before repainting it with an environmentally-friendly paint system.

Funding

Phase	Start Date	Federal Fund Code	Federal Funds		Local Funds	Total
			State Fund Code	State Funds		
CN	2024	BR		8,150,465	0	11,903,562
<b>Project Totals</b>				<b>8,150,465</b>	<b>0</b>	<b>11,903,562</b>

Expenditure Schedule

Phase	1st	2nd	3rd	4th	5th & 6th
ALL	11,903,562	0	0	0	0
<b>Totals</b>	<b>11,903,562</b>	<b>0</b>	<b>0</b>	<b>0</b>	<b>0</b>

Washington State S. T. I. P.

2024 to 2027

(Project Funds to Nearest Dollar)

MPO/RTPO: PSRC

Y Inside

N Outside

November 17, 2023

County: King

Agency: Seattle

Func Cls	Project Number	PIN	STIP ID	Imp Type	Total Project Length	Environmental Type	RW Required	Begin Termini	End Termini	Total Est. Cost of Project	STIP Amend. No.
00			SEA-238	23	0.000	CE	No	Westlake Center	Seattle Center	2,523,094	

Monorail System Maintenance 2023-2024

This is a TIP bucket project which contains the Seattle Center Monorail's FTA funded preventative and major maintenance grants to support the system which began service in 1962. The Monorail system includes two trains, two stations, and the elevated guideway and supports. The 2023-2024 Monorail funds will be used to fund two capital improvement and major maintenance projects: New Train Propulsion System and Bogie Inspections and Updates. The work is part of the ongoing Transit Asset Management Plan (TAMP) for the Seattle Center Monorail.

**Funding**

Phase	Start Date	Federal Fund Code	Federal Funds	State Fund Code	State Funds	Local Funds	Total
CN	2024	5307	759,656		0	504,619	1,264,275
CN	2024	5337	1,258,819		0	0	1,258,819
<b>Project Totals</b>			<b>2,018,475</b>		<b>0</b>	<b>504,619</b>	<b>2,523,094</b>

**Expenditure Schedule**

Phase	1st	2nd	3rd	4th	5th & 6th
ALL	2,523,094	0	0	0	0
<b>Totals</b>	<b>2,523,094</b>	<b>0</b>	<b>0</b>	<b>0</b>	<b>0</b>

Washington State S. T. I. P.

2024 to 2027

(Project Funds to Nearest Dollar)

MPO/RTPO: PSRC

Y Inside

N Outside

November 17, 2023

County: King

Agency: Seattle

Func Cls	Project Number	PIN	STIP ID	Imp Type	Total Project Length	Environmental Type	RW Required	Begin Termini	End Termini	Total Est. Cost of Project	STIP Amend. No.
03			SEA-223	24	0.000	CE	No	Multiple	Multiple	13,637,050	

Multimodal Integrated Corridor Mobility for All

The MICMA project will leverage and enhance Intelligent Transportation System (ITS) and Mobility-as-a-Service (MaaS) platforms to create a multimodal operations environment that responds to all users. MICMA provides systems that allow traffic signals to respond, in real-time, to pedestrian volume demand and bicycle travelers. It will improve emergency vehicle travel time to the two ERs in the subarea by implementing a Green Wave approach - setting signals to green downstream to clear traffic on the path to the ER. Integrate freeway data with arterial traffic signals to develop arterial timing plans that respond to freeway incidents, and integrating freeway and arterial travel time data to provide alternative route travel times to drivers. Provide Detection-as-a-Service approach to implementing detection that enables adaptive traffic signal control and arterial travel time calculation. Enhance the MaaS platform to exclude barriers to disabled persons and enhance their mobility.

**Funding**

Phase	Start Date	Federal Fund Code	Federal Funds		State Fund Code	State Funds	Local Funds	Total
PE	2024	Discretionary		1,629,200		0	4,865,850	6,495,050
CN	2024	Discretionary		2,461,800		0	4,680,200	7,142,000
<b>Project Totals</b>				<b>4,091,000</b>		<b>0</b>	<b>9,546,050</b>	<b>13,637,050</b>

**Expenditure Schedule**

Phase	1st	2nd	3rd	4th	5th & 6th
ALL	13,637,050	0	0	0	0
<b>Totals</b>	<b>13,637,050</b>	<b>0</b>	<b>0</b>	<b>0</b>	<b>0</b>



Washington State S. T. I. P.

2024 to 2027

(Project Funds to Nearest Dollar)

MPO/RTPO: PSRC

Y Inside

N Outside

November 17, 2023

County: King

Agency: Seattle

Func Cls	Project Number	PIN	STIP ID	Imp Type	Total Project Length	Environmental Type	RW Required	Begin Termini	End Termini	Total Est. Cost of Project	STIP Amend. No.
03			SEA-240	23	13.500	CE	Yes	Westlake Ave N at 9th Ave N	N 105th St at Aurora Ave N (SR)	26,066,000	

Northgate to Downtown Transit Improvements

The City of Seattle will construct transit spot improvements and multimodal corridor improvements along King County Metro Route 40 to improve connections to major destinations in North and Central Seattle including Northgate, Greenwood, Crown Hill, Ballard, Fremont, South Lake Union, and Downtown Seattle. Key features of the enhanced Route 40 corridor include: bus priority lanes, pavement improvements, traffic signal optimization, bus stop rebalancing, additional bus stops, and bicycle and pedestrian upgrades.

**Funding**

Phase	Start Date	Federal	Fund Code	Federal Funds	State Fund Code	State Funds	Local Funds	Total
CN	2024			0	WSDOT	3,000,000	0	3,000,000
CN	2024		5307	3,000,000	CWA	3,434,000	0	6,434,000
<b>Project Totals</b>				<b>3,000,000</b>		<b>6,434,000</b>	<b>0</b>	<b>9,434,000</b>

**Expenditure Schedule**

Phase	1st	2nd	3rd	4th	5th & 6th
ALL	9,434,000	0	0	0	0
<b>Totals</b>	<b>9,434,000</b>	<b>0</b>	<b>0</b>	<b>0</b>	<b>0</b>

Washington State S. T. I. P.

2024 to 2027

(Project Funds to Nearest Dollar)

MPO/RTPO: PSRC

Y Inside

N Outside

November 17, 2023

County: King

Agency: Seattle

Func Cls	Project Number	PIN	STIP ID	Imp Type	Total Project Length	Environmental Type	RW Required	Begin Termini	End Termini	Total Est. Cost of Project	STIP Amend. No.
03			SEA-261	21	0.000	CE	No	N/A	N/A	1,330,000	

Pedestrian Crossing Safety Improvements

Install rectangular rapid flashing beacons, median refuge islands, crosswalk markings, and ADA ramps at the following intersections: 15th Ave S and S Lander St, 33rd Ave S and S Myrtle Pl, Renton Ave S and S Holden St, 55th Ave S and Renton Ave S, Rainier Ave S and S Byron St, Rainier Ave S and S Chicago St, Rainier Ave S and S Findlay St, Rainier Ave S and S Hanford St, Rainier Ave S and S Mead St

**Funding**

Phase	Start Date	Federal Fund Code	Federal Funds		State Fund Code	State Funds	Local Funds	Total
			Federal	Fund Code				
PE	2024	HSIP	230,000			0	0	230,000
CN	2024	HSIP	1,100,000			0	0	1,100,000
<b>Project Totals</b>			<b>1,330,000</b>			<b>0</b>	<b>0</b>	<b>1,330,000</b>

**Expenditure Schedule**

Phase	1st	2nd	3rd	4th	5th & 6th
ALL	1,330,000	0	0	0	0
<b>Totals</b>	<b>1,330,000</b>	<b>0</b>	<b>0</b>	<b>0</b>	<b>0</b>

Washington State S. T. I. P.

2024 to 2027

(Project Funds to Nearest Dollar)

MPO/RTPO: PSRC

Y Inside

N Outside

November 17, 2023

County: King

Agency: Seattle

Func Cls	Project Number	PIN	STIP ID	Imp Type	Total Project Length	Environmental Type	RW Required	Begin Termini	End Termini	Total Est. Cost of Project	STIP Amend. No.
03	000S(597)		SEA-247	21	0.000	CE	No	N/A	N/A	1,250,000	

Pedestrian Refuge Islands

Improve pedestrian safety at unsignalized intersections through installation of 8 pedestrian refuge islands. One location will require a new ADA compliant ramp.

Funding

Phase	Start Date	Federal	Fund Code	Federal Funds	State Fund Code	State Funds	Local Funds	Total
CN	2024		HSIP	810,000		0	0	810,000
<b>Project Totals</b>				<b>810,000</b>		<b>0</b>	<b>0</b>	<b>810,000</b>

Expenditure Schedule

Phase	1st	2nd	3rd	4th	5th & 6th
ALL	810,000	0	0	0	0
<b>Totals</b>	<b>810,000</b>	<b>0</b>	<b>0</b>	<b>0</b>	<b>0</b>

Washington State S. T. I. P.

2024 to 2027

(Project Funds to Nearest Dollar)

MPO/RTPO: PSRC

Y Inside

N Outside

November 17, 2023

County: King

Agency: Seattle

Func Cls	Project Number	PIN	STIP ID	Imp Type	Total Project Length	Environmental Type	RW Required	Begin Termini	End Termini	Total Est. Cost of Project	STIP Amend. No.
03			SEA-266	28	0.370	CE	Yes	5th Ave S and S Dearborn St	12th Ave S and S Main St	3,141,000	

Pedestrian Scale Lighting

Pedestrian scale illumination (crossing and segment), ADA curb ramps.

**Funding**

Phase	Start Date	Federal Funds		State Fund Code	State Funds	Local Funds	Total
		Federal	Fund Code				
PE	2024	0		Ped/Bike Program	584,000	0	584,000
RW	2024	0		Ped/Bike Program	85,000	0	85,000
CN	2025	0		Ped/Bike Program	1,887,000	585,000	2,472,000
<b>Project Totals</b>		<b>0</b>			<b>2,556,000</b>	<b>585,000</b>	<b>3,141,000</b>

**Expenditure Schedule**

Phase	1st	2nd	3rd	4th	5th & 6th
ALL	669,000	2,472,000	0	0	0
<b>Totals</b>	<b>669,000</b>	<b>2,472,000</b>	<b>0</b>	<b>0</b>	<b>0</b>

Washington State S. T. I. P.

2024 to 2027

(Project Funds to Nearest Dollar)

MPO/RTPO: PSRC

Y Inside

N Outside

November 17, 2023

County: King

Agency: Seattle

Func Cls	Project Number	PIN	STIP ID	Imp Type	Total Project Length	Environmental Type	RW Required	Begin Termini	End Termini	Total Est. Cost of Project	STIP Amend. No.
00			SEA-267	18	0.000	EA	No	N/A	N/A	1,500,000	

Planning for Low-Emission Neighborhoods

This planning project will develop a funding and implementation plan for 'Low-Emission Neighborhood' across the City of Seattle. Using a data-driven, community-centered approach and engaging industry partners, zero-and low-emission transportation projects and programs will be defined for at least three (3) low-emission neighborhoods.

**Funding**

Phase	Start Date	Federal Fund Code	Federal Funds		State Fund Code	State Funds	Local Funds	Total
			Federal Funds	State Funds				
PL	2024	RAISE	1,200,000			0	300,000	1,500,000
<b>Project Totals</b>			<b>1,200,000</b>			<b>0</b>	<b>300,000</b>	<b>1,500,000</b>

**Expenditure Schedule**

Phase	1st	2nd	3rd	4th	5th & 6th
ALL	1,500,000	0	0	0	0
<b>Totals</b>	<b>1,500,000</b>	<b>0</b>	<b>0</b>	<b>0</b>	<b>0</b>

Washington State S. T. I. P.

2024 to 2027

(Project Funds to Nearest Dollar)

MPO/RTPO: PSRC

Y Inside

N Outside

November 17, 2023

County: King

Agency: Seattle

Func Cls	Project Number	PIN	STIP ID	Imp Type	Total Project Length	Environmental Type	RW Required	Begin Termini	End Termini	Total Est. Cost of Project	STIP Amend. No.
00			SEA-215	23	6.000	EA	No	King Street Station	University District Link Station	114,922,600	

RapidRide J Line

Seattle will build a new bus rapid transit (BRT) / RapidRide corridor along Roosevelt Way, 11th Ave NE, Eastlake Ave, Fairview Ave, Stewart St, and Virginia St. This project will expand King County Metro's RapidRide brand. The project includes key features such as business access and transit (BAT) lanes or exclusive transit-only lanes, signal modifications, channelization changes, bus stop consolidation, parking changes, bus bulbs, transit signal priority (TSP), bicycle and pedestrian access improvements, and protected bike lanes and/or parallel neighborhood greenways. Improvements will also include transit stop amenities such as real-time arrival information, lighting, wayfinding, and bicycle and pedestrian access improvements. This project is related to the Fairview Ave N Multimodal Improvements project (SEA-215A) and RapidRide Roosevelt (J-line), Eastlake Segment project (SEA-242).

**Funding**

Phase	Start Date	Federal Fund Code	Federal Funds	State Fund Code	State Funds	Local Funds	Total
CN	2024	5309(NS)	64,200,000	WSDOT	3,000,000	38,162,600	105,362,600
<b>Project Totals</b>			<b>64,200,000</b>		<b>3,000,000</b>	<b>38,162,600</b>	<b>105,362,600</b>

**Expenditure Schedule**

Phase	1st	2nd	3rd	4th	5th & 6th
ALL	105,362,600	0	0	0	0
<b>Totals</b>	<b>105,362,600</b>	<b>0</b>	<b>0</b>	<b>0</b>	<b>0</b>

Washington State S. T. I. P.

2024 to 2027

(Project Funds to Nearest Dollar)

MPO/RTPO: PSRC

Y Inside

N Outside

November 17, 2023

County: King

Agency: Seattle

Func Cls	Project Number	PIN	STIP ID	Imp Type	Total Project Length	Environmental Type	RW Required	Begin Termini	End Termini	Total Est. Cost of Project	STIP Amend. No.
03			SEA-265	18	0.000	EIS	No	1st Ave S Bridge	Des Moines Memorial Dr S	2,636,000	

Reconnect South Park

Planning study, feasibility analysis, and community engagement/visioning on potential futures (redesign, full removal, no action, etc) for the SR 99 corridor through South Park, Seattle.

Funding

Phase	Start Date	Federal Fund Code	Federal Funds	State Fund Code	State Funds	Local Funds	Total
PL	2024	Discretionary	1,600,000		0	436,000	2,036,000
<b>Project Totals</b>			<b>1,600,000</b>		<b>0</b>	<b>436,000</b>	<b>2,036,000</b>

Expenditure Schedule

Phase	1st	2nd	3rd	4th	5th & 6th
ALL	2,036,000	0	0	0	0
<b>Totals</b>	<b>2,036,000</b>	<b>0</b>	<b>0</b>	<b>0</b>	<b>0</b>

Washington State S. T. I. P.

2024 to 2027

(Project Funds to Nearest Dollar)

MPO/RTPO: PSRC

Y Inside

N Outside

November 17, 2023

County: King

Agency: Seattle

Func Cls	Project Number	PIN	STIP ID	Imp Type	Total Project Length	Environmental Type	RW Required	Begin Termini	End Termini	Total Est. Cost of Project	STIP Amend. No.
04			SEA-268	21	0.750	EIS	No	Occidental Avenue S	3rd Avenue S	2,500,000	

S Holgate St At-Grade Crossing Elimination Study

Conduct a feasibility study to evaluate the effect of eliminating the two S Holgate Street crossings, DOT# 927461X and DOT# 085583Y, between Occidental Ave S and 3rd Ave S. The study will evaluate impacts on the transportation system for multiple modes/user groups and both identify and evaluate feasibility of related projects addressing safety and mobility. This includes potential projects on Holgate, at nearby crossings and in the impacted portion of the transportation network. This study will build off prior work completed in 2010 and accommodate future expansion of light rail in the area.

**Funding**

Phase	Start Date	Federal Fund Code	Federal Funds	State Fund Code	State Funds	Local Funds	Total
PL	2024	Discretionary	2,000,000	MAW	400,000	100,000	2,500,000
<b>Project Totals</b>			<b>2,000,000</b>		<b>400,000</b>	<b>100,000</b>	<b>2,500,000</b>

**Expenditure Schedule**

Phase	1st	2nd	3rd	4th	5th & 6th
ALL	2,500,000	0	0	0	0
<b>Totals</b>	<b>2,500,000</b>	<b>0</b>	<b>0</b>	<b>0</b>	<b>0</b>



Washington State S. T. I. P.

2024 to 2027

(Project Funds to Nearest Dollar)

MPO/RTPO: PSRC

Y Inside

N Outside

November 17, 2023

County: King

Agency: Seattle

Func Cls	Project Number	PIN	STIP ID	Imp Type	Total Project Length	Environmental Type	RW Required	Begin Termini	End Termini	Total Est. Cost of Project	STIP Amend. No.
02			SEA-257	14	0.610	DCE	No	SR-99	I-5	10,000,000	

S. Spokane Street Viaduct

The proposed body of work of this project is to repair and replace the existing concrete overlay on the S. Spokane Street Viaduct that has visible signs of significant spalling, concrete delamination, and map cracking. As part of the overlay repair and replacement, the damage and distress of the underlying concrete bridge deck will also be repaired prior to the placement of a new deck overlay.

**Funding**

Phase	Start Date	Federal Fund Code	Federal Funds		State Fund Code	State Funds	Local Funds	Total
			Federal	Fund Code				
PE	2024	BR	250,000			0	250,000	500,000
CN	2024	BR	7,252,500			0	1,747,500	9,000,000
<b>Project Totals</b>			<b>7,502,500</b>			<b>0</b>	<b>1,997,500</b>	<b>9,500,000</b>

**Expenditure Schedule**

Phase	1st	2nd	3rd	4th	5th & 6th
ALL	9,500,000	0	0	0	0
<b>Totals</b>	<b>9,500,000</b>	<b>0</b>	<b>0</b>	<b>0</b>	<b>0</b>

Washington State S. T. I. P.

2024 to 2027

(Project Funds to Nearest Dollar)

MPO/RTPO: PSRC

Y Inside

N Outside

November 17, 2023

County: King

Agency: Seattle

Func Cls	Project Number	PIN	STIP ID	Imp Type	Total Project Length	Environmental Type	RW Required	Begin Termini	End Termini	Total Est. Cost of Project	STIP Amend. No.
00			SEA-260	23	0.000	DCE	No	N/A	N/A	23,051,546	

Seattle Center Monorail Station Reconfiguration

Make modifications to the Seattle Center Monorail station to increase accessibility: add automated passenger gates at the platform edge to train doors and covered passenger waiting areas; make the station main entrance ADA accessible; improve visibility and provide for an accessible option at the north entrance to the station; improvements to station platform to create level boarding with train floor; update and cover queuing area layouts, improve passenger signage, wayfinding, and regional transit information to include universal symbols and translated signage.

**Funding**

Phase	Start Date	Federal Fund Code	Federal Funds		State Funds		Local Funds	Total
			Federal Funds	State Fund Code	State Funds	Local Funds		
PE	2024	FTA Discretionary	2,571,009	MAW	1,903,893	0	4,474,902	
CN	2024	5307	3,051,546		0	0	3,051,546	
CN	2024	FTA Discretionary	12,428,991	MAW	3,096,107	0	15,525,098	
<b>Project Totals</b>			<b>18,051,546</b>		<b>5,000,000</b>	<b>0</b>	<b>23,051,546</b>	

**Expenditure Schedule**

Phase	1st	2nd	3rd	4th	5th & 6th
ALL	23,051,546	0	0	0	0
<b>Totals</b>	<b>23,051,546</b>	<b>0</b>	<b>0</b>	<b>0</b>	<b>0</b>

Washington State S. T. I. P.

2024 to 2027

(Project Funds to Nearest Dollar)

MPO/RTPO: PSRC

Y Inside

N Outside

November 17, 2023

County: King

Agency: Seattle

Func Cls	Project Number	PIN	STIP ID	Imp Type	Total Project Length	Environmental Type	RW Required	Begin Termini	End Termini	Total Est. Cost of Project	STIP Amend. No.
00			SEA-227	23	0.000	CE	No	N/A	N/A	1,064,401	

Seattle Streetcar Maintenance 2021-2022

This project will fund preventive and major maintenance grants to support the Seattle Streetcar System. The first line began operations in 2007 and the second line began operations in 2016. The project contains funds for preventive and major maintenance scheduled to be expended in FFYs 2021 and 2022. Work in 2021 and 2022 is expected to focus on vehicle maintenance and guideway work.

Funding

Phase	Start Date	Federal Fund Code	Federal Funds		State Fund Code	State Funds	Local Funds	Total
			Federal Funds	State Funds				
CN	2024	5307	426,110			0	100,142	526,252
<b>Project Totals</b>			<b>426,110</b>			<b>0</b>	<b>100,142</b>	<b>526,252</b>

Expenditure Schedule

Phase	1st	2nd	3rd	4th	5th & 6th
ALL	526,252	0	0	0	0
<b>Totals</b>	<b>526,252</b>	<b>0</b>	<b>0</b>	<b>0</b>	<b>0</b>

Washington State S. T. I. P.

2024 to 2027

(Project Funds to Nearest Dollar)

MPO/RTPO: PSRC

Y Inside

N Outside

November 17, 2023

County: King

Agency: Seattle

Func Cls	Project Number	PIN	STIP ID	Imp Type	Total Project Length	Environmental Type	RW Required	Begin Termini	End Termini	Total Est. Cost of Project	STIP Amend. No.
00			SEA-239	23	0.000	CE	No	N/A	N/A	1,046,422	

Seattle Streetcar System Maintenance 2023-2024

This is a TIP bucket project that contains FTA funded preventive and major maintenance grants to support the Seattle Streetcar System. The first line began operations in 2007 and the second line began operations in 2016. The project contains funds for vehicle and facility preventive maintenance, corrective maintenance, expected vehicle overhauls and other defects as may occur in the 2023-2024 timeframe. Federal funds represent approximately 15-20% of total budget.

**Funding**

Phase	Start Date	Federal Fund Code	Federal Funds	State Fund Code	State Funds	Local Funds	Total
CN	2024	5307	837,137		0	209,285	1,046,422
<b>Project Totals</b>			<b>837,137</b>		<b>0</b>	<b>209,285</b>	<b>1,046,422</b>

**Expenditure Schedule**

Phase	1st	2nd	3rd	4th	5th & 6th
ALL	1,046,422	0	0	0	0
<b>Totals</b>	<b>1,046,422</b>	<b>0</b>	<b>0</b>	<b>0</b>	<b>0</b>

Washington State S. T. I. P.

2024 to 2027

(Project Funds to Nearest Dollar)

MPO/RTPO: PSRC

Y Inside

N Outside

November 17, 2023

County: King

Agency: Seattle

Func Cls	Project Number	PIN	STIP ID	Imp Type	Total Project Length	Environmental Type	RW Required	Begin Termini	End Termini	Total Est. Cost of Project	STIP Amend. No.
00			SEA-248	06	0.200	CE	No	SW Admiral Way & Walnut Ave SW	SW Admiral Way & 39th Ave SW	6,919,824	

SW Admiral Way/Fairmount Ave North Bridge

The City of Seattle will retrofit the SW Admiral Way bridge to meet current seismic standards. Based on preliminary design work, anticipated retrofits are to include fiber reinforced polymer wrapping, seat extensions, expansion joint repair, longitudinal and horizontal bracing, and ground improvements.

Funding

Phase	Start Date	Federal Fund Code	Federal Funds	State Fund Code	State Funds	Local Funds	Total
CN	2024	BR	4,662,503		0	331,895	4,994,398
<b>Project Totals</b>			<b>4,662,503</b>		<b>0</b>	<b>331,895</b>	<b>4,994,398</b>

Expenditure Schedule

Phase	1st	2nd	3rd	4th	5th & 6th
ALL	4,994,398	0	0	0	0
<b>Totals</b>	<b>4,994,398</b>	<b>0</b>	<b>0</b>	<b>0</b>	<b>0</b>

Washington State S. T. I. P.

2024 to 2027

(Project Funds to Nearest Dollar)

MPO/RTPO: PSRC

Y Inside

N Outside

November 17, 2023

County: King

Agency: Seattle

Func Cls	Project Number	PIN	STIP ID	Imp Type	Total Project Length	Environmental Type	RW Required	Begin Termini	End Termini	Total Est. Cost of Project	STIP Amend. No.
00	1140(077)		SEA-234	24	0.000	CE	No	N/A	N/A	5,650,000	

Transportation Demand Management and Wayfinding Expansion

The project will expand City of Seattle's Transportation Demand Management (TDM) programs to reach key underserved travel markets or not currently served. Key project elements: Provide funding for increased demands on the City's Commute Trip Reduction program. Support key data management, strategic planning and implement scalable pilot programs at selected sites. Implement event-focused TDM. Support regulatory processes as the City implements TDM requirements at new and expanding event venues. Provide TDM-focused resources/programming to smaller employers (less than 100 employees). Develop/manage neighborhood specific programs providing outreach, supportive services to small and medium businesses. Provide support, guidance to employers to achieve compliance with Seattle's Commuter Benefit Ordinance. Implement Seattle Pedestrian Wayfinding Plan around major event destinations in the Downtown Seattle Regional Growth Center to support walking between major transit hubs and end destinations.

**Funding**

Phase	Start Date	Federal Fund Code	Federal Funds	State Fund Code	State Funds	Local Funds	Total
CN	2024	CMAQ	1,210,000		0	195,814	1,405,814
<b>Project Totals</b>			<b>1,210,000</b>		<b>0</b>	<b>195,814</b>	<b>1,405,814</b>

**Expenditure Schedule**

Phase	1st	2nd	3rd	4th	5th & 6th
ALL	1,405,814	0	0	0	0
<b>Totals</b>	<b>1,405,814</b>	<b>0</b>	<b>0</b>	<b>0</b>	<b>0</b>

	Federal Funds	State Funds	Local Funds	Total
<b>Agency Totals for Seattle</b>	<b>140,079,736</b>	<b>17,890,000</b>	<b>91,180,457</b>	<b>249,150,193</b>

Washington State S. T. I. P.

2024 to 2027

(Project Funds to Nearest Dollar)

MPO/RTPO: PSRC

Y Inside

N Outside

November 17, 2023

County: King

Agency: Shoreline

Func Cls	Project Number	PIN	STIP ID	Imp Type	Total Project Length	Environmental Type	RW Required	Begin Termini	End Termini	Total Est. Cost of Project	STIP Amend. No.
00			SL-25A	28	0.000	CE	No	N 148th Street & 1st Ave NE	Shoreline South/148th Station	11,043,794	

148th Street Non-Motorized Bridge (Phase 1)

This project is a component of the 148th Street Non-Motorized Bridge project (SL-25) which is a ped/bike bridge spanning I-5 that will connect to the north-end Shoreline South/145th Station plaza area. Improvements will include integration with the light rail station plaza area (east side of I-5) including ramps and stairs. SL-25A will fund Phase 1 construction which includes construction of the improvements on the east side of I-5. Right of way and phase 2 construction will be included in a future project (SL-25B).

**Funding**

Phase	Start Date	Federal	Fund Code	Federal Funds	State Fund Code	State Funds	Local Funds	Total
CN	2024			0	MAW	3,773,794	0	3,773,794
<b>Project Totals</b>				<b>0</b>		<b>3,773,794</b>	<b>0</b>	<b>3,773,794</b>

**Expenditure Schedule**

Phase	1st	2nd	3rd	4th	5th & 6th
ALL	3,773,794	0	0	0	0
<b>Totals</b>	<b>3,773,794</b>	<b>0</b>	<b>0</b>	<b>0</b>	<b>0</b>

Washington State S. T. I. P.

2024 to 2027

(Project Funds to Nearest Dollar)

MPO/RTPO: PSRC

Y Inside

N Outside

November 17, 2023

County: King

Agency: Shoreline

Func CIs	Project Number	PIN	STIP ID	Imp Type	Total Project Length	Environmental Type	RW Required	Begin Termini	End Termini	Total Est. Cost of Project	STIP Amend. No.
00	1169(023)		SL-25B	28	0.000	CE	Yes	N 148th Street & 1st Ave NE	Shoreline South/148th Station	29,242,985	

148th Street Non-Motorized Bridge (Phase 2)

I-5 forms a barrier for direct access to the Sound Transit Shoreline South/148th Station from east side neighborhoods. The 148th Street Non-Motorized Bridge project will design a ped/bike bridge spanning I-5 and connecting to the north-end station plaza area. Improvements will include integration with the light rail station plaza area (east side of I-5) including ramps and stairs. West side landing improvements will include ramps and a shared use path connecting 1st Avenue NE. This project will be designed and constructed in two separate phases: 1) Phase 1 (SL-25A) will include full project design and construction of the improvements on the east side of I-5. 2) Phase 2 (SL-25B) will include right-of-way acquisition and construction of the improvements on the west side of the freeway, including the bridge superstructure.

**Funding**

Phase	Start Date	Federal Fund Code	Federal Funds		State Fund Code	State Funds	Local Funds	Total
			Federal	Fund Code				
CN	2024	RAISE	10,730,000		MAW	6,226,000	432,985	17,388,985
CN	2025	STBG(UL)	5,440,000			0	850,000	6,290,000
<b>Project Totals</b>			<b>16,170,000</b>			<b>6,226,000</b>	<b>1,282,985</b>	<b>23,678,985</b>

**Expenditure Schedule**

Phase	1st	2nd	3rd	4th	5th & 6th
ALL	17,388,985	6,290,000	0	0	0
<b>Totals</b>	<b>17,388,985</b>	<b>6,290,000</b>	<b>0</b>	<b>0</b>	<b>0</b>



Washington State S. T. I. P.

2024 to 2027

(Project Funds to Nearest Dollar)

MPO/RTPO: PSRC

Y Inside

N Outside

November 17, 2023

County: King

Agency: Shoreline

Func Cls	Project Number	PIN	STIP ID	Imp Type	Total Project Length	Environmental Type	RW Required	Begin Termini	End Termini	Total Est. Cost of Project	STIP Amend. No.
04			SL-27	28	0.600	CE	Yes	1st Avenue NE	15th Avenue NE	1,835,000	

E 155th Street Preservation, 1st Ave NE to 15th Ave NE

This project will provide pavement preservation on N 155th Street between 1st AVE NE and 15th AVE NE in Shoreline. The project scope will include spot pavement repairs, pavement overlay, and pavement re-striping, including bike lanes. Although many of the curb ramps in this segment have been reconstructed to ADA standards, the scope will also include reconstruction of the remaining non-compliant curb ramps to meet ADA standards.

**Funding**

Phase	Start Date	Federal Fund Code	Federal Funds	State Fund Code	State Funds	Local Funds	Total
PE	2025	STBG(UL)	150,000		0	150,000	300,000
RW	2025		0		0	35,000	35,000
CN	2026	STBG(UL)	750,000		0	750,000	1,500,000
<b>Project Totals</b>			<b>900,000</b>		<b>0</b>	<b>935,000</b>	<b>1,835,000</b>

**Expenditure Schedule**

Phase	1st	2nd	3rd	4th	5th & 6th
ALL	0	335,000	1,500,000	0	0
<b>Totals</b>	<b>0</b>	<b>335,000</b>	<b>1,500,000</b>	<b>0</b>	<b>0</b>

Washington State S. T. I. P.

2024 to 2027

(Project Funds to Nearest Dollar)

MPO/RTPO: PSRC

Y Inside

N Outside

November 17, 2023

County: King

Agency: Shoreline

Func Cls	Project Number	PIN	STIP ID	Imp Type	Total Project Length	Environmental Type	RW Required	Begin Termini	End Termini	Total Est. Cost of Project	STIP Amend. No.
03	0523(011)		SL-22	03	0.000	EA	Yes	N/A	N/A	32,743,500	

SR 523 (N/NE 145th Street) & I-5 Interchange Improvements

This project addresses improvements to the SR 523 (N/NE 145th Street) & Interstate 5 interchange. The two signalized intersections on the west (145th Street / I-5 on-off ramps) and east (145th Street / 5th Avenue) sides of the overpass will be replaced with multi-lane roundabouts. Roundabouts will eliminate the need for a center lane with left-turn pockets on the existing bridge deck and will allow reconfiguration of the bridge deck from a 5- lane to a 4-lane roadway. The space no longer required for the roadway will be repurposed as a shared pedestrian and bicycle path across the north side of the bridge, protected by raised curbs. The existing pedestrian walkway on the south side of the bridge will be retained.

**Funding**

Phase	Start Date	Federal	Fund Code	Federal Funds	State Fund Code	State Funds	Local Funds	Total
CN	2024			0	TIB	5,000,000	0	5,000,000
<b>Project Totals</b>				<b>0</b>		<b>5,000,000</b>	<b>0</b>	<b>5,000,000</b>

**Expenditure Schedule**

Phase	1st	2nd	3rd	4th	5th & 6th
ALL	5,000,000	0	0	0	0
<b>Totals</b>	<b>5,000,000</b>	<b>0</b>	<b>0</b>	<b>0</b>	<b>0</b>

Washington State S. T. I. P.

2024 to 2027

(Project Funds to Nearest Dollar)

MPO/RTPO: PSRC

Y Inside

N Outside

November 17, 2023

County: King

Agency: Shoreline

Func Cls	Project Number	PIN	STIP ID	Imp Type	Total Project Length	Environmental Type	RW Required	Begin Termini	End Termini	Total Est. Cost of Project	STIP Amend. No.
03	0523(014)		SL-16A	03	0.270	DCE	Yes	I-5	Corliss Avenue	26,448,722	

State Route 523 (N/NE 145th St), Aurora Avenue N to I-5, Phase 1 (I-5 to Corliss Avenue)

Scope includes right of way and construction phases of the first stage of the 145th Street Improvement Project from Aurora Avenue N (SR99) to Interstate 5. Design elements include intersection widening at 1st Avenue for left turn lanes, signal improvements at 1st Avenue, roadway reconstruction, channelization, roadway medians, ADA curb ramp upgrades, a 13' shared use-path on the north side of 145th between I-5 and 1st Avenue, 5' amenity zone/landscape buffers, roadway and pedestrian illumination, utility relocations and undergrounding, bus stops at 1st and Corliss, roadway signing, bike lanes connections on 1st Ave for off-corridor bike network, drainage improvements, retaining walls, roadway signing and other appurtenances. These improvements will improve roadway capacity, operations, safety, transit speed and reliability as well as provide non-motorized transportation system upgrades. Preliminary engineering for the full length of the project is programmed under SL-16.

**Funding**

Phase	Start Date	Federal Fund Code	Federal Funds	State Fund Code	State Funds	Local Funds	Total
CN	2024		0	CWA	1,098,195	0	1,098,195
<b>Project Totals</b>			<b>0</b>		<b>1,098,195</b>	<b>0</b>	<b>1,098,195</b>

**Expenditure Schedule**

Phase	1st	2nd	3rd	4th	5th & 6th
ALL	1,098,195	0	0	0	0
<b>Totals</b>	<b>1,098,195</b>	<b>0</b>	<b>0</b>	<b>0</b>	<b>0</b>

	Federal Funds	State Funds	Local Funds	Total
<b>Agency Totals for Shoreline</b>	<b>17,070,000</b>	<b>16,097,989</b>	<b>2,217,985</b>	<b>35,385,974</b>

Washington State S. T. I. P.

2024 to 2027

(Project Funds to Nearest Dollar)

MPO/RTPO: PSRC

Y Inside

N Outside

November 17, 2023

County: Skagit

Agency: Skagit Transit

Func Cls	Project Number	PIN	STIP ID	Imp Type	Total Project Length	Environmental Type	RW Required	Begin Termini	End Termini	Total Est. Cost of Project	STIP Amend. No.
00			SKA-4	23	0.000	CE	Yes	N/A	N/A	40,515,502	

Skagit Transit Maintenance Operations and Administration Facility

The project will remodel a newly acquired facility to accommodate all of Skagit Transit maintenance, operations and administration activities. FY2020 and FY2021 funds will assist in engineering services necessary for construction scope of work, cost estimation and bid services for Phases 2 and 3 construction of Skagit Transit's Maintenance Operations and Administration Facility in Burlington. The project includes \$107,737 in FY21 FTA Section 5339 Small UZA funds from the Mt Vernon UZA.

**Funding**

Phase	Start Date	Federal Fund Code	Federal Funds	State Fund Code	State Funds	Local Funds	Total
PE	2024	5307	869,281		0	21,547	890,828
PE	2024	5339	192,135		0	0	192,135
<b>Project Totals</b>			<b>1,061,416</b>		<b>0</b>	<b>21,547</b>	<b>1,082,963</b>

**Expenditure Schedule**

Phase	1st	2nd	3rd	4th	5th & 6th
ALL	1,082,963	0	0	0	0
<b>Totals</b>	<b>1,082,963</b>	<b>0</b>	<b>0</b>	<b>0</b>	<b>0</b>

	Federal Funds	State Funds	Local Funds	Total
<b>Agency Totals for Skagit Transit</b>	<b>1,061,416</b>	<b>0</b>	<b>21,547</b>	<b>1,082,963</b>

Washington State S. T. I. P.

2024 to 2027

(Project Funds to Nearest Dollar)

MPO/RTPO: PSRC

Y Inside

N Outside

November 17, 2023

County: Snohomish

Agency: Snohomish

Func Cls	Project Number	PIN	STIP ID	Imp Type	Total Project Length	Environmental Type	RW Required	Begin Termini	End Termini	Total Est. Cost of Project	STIP Amend. No.
04	2628(006)		SNH-12	04	0.000	CE	No	Bickford/Weaver Int.	Bickford/Weaver Int.	1,162,000	

Bickford & Weaver Intersection Improvements

This project provides for intersection improvements at Bickford Avenue and Weaver Road. The projects includes a new traffic signal, curbing, channelization, sidewalks and drainage improvements.

**Funding**

Phase	Start Date	Federal	Fund Code	Federal Funds	State Fund Code	State Funds	Local Funds	Total
CN	2024		STBG(UM)	394,480		0	517,520	912,000
<b>Project Totals</b>				<b>394,480</b>		<b>0</b>	<b>517,520</b>	<b>912,000</b>

**Expenditure Schedule**

Phase	1st	2nd	3rd	4th	5th & 6th
ALL	912,000	0	0	0	0
<b>Totals</b>	<b>912,000</b>	<b>0</b>	<b>0</b>	<b>0</b>	<b>0</b>

	Federal Funds	State Funds	Local Funds	Total
<b>Agency Totals for Snohomish</b>	<b>394,480</b>	<b>0</b>	<b>517,520</b>	<b>912,000</b>

Washington State S. T. I. P.

2024 to 2027

(Project Funds to Nearest Dollar)

MPO/RTPO: PSRC

Y Inside

N Outside

November 17, 2023

County: Snohomish

Agency: Snohomish Co.

Func Cls	Project Number	PIN	STIP ID	Imp Type	Total Project Length	Environmental Type	RW Required	Begin Termini	End Termini	Total Est. Cost of Project	STIP Amend. No.
03			SNOCO-171	28	0.000	CE	No	8th Ave W	Interurban Trail	900,000	

128th St SW: 8 Ave W to Interurban Trail Multimodal Improvements

Conduct a study to identify pedestrian and bicycle improvements, with elements that include ped/bike counts, conflict analysis, roadway analysis, a safe speed study, evaluation of the existing network, development and evaluation of alternatives, selection of a preferred alternative, and preliminary engineering and environmental analysis. The process will include robust community engagement.

Funding

Phase	Start Date	Federal Fund Code	Federal Funds		State Fund Code	State Funds	Local Funds	Total
			Federal	Fund Code				
PL	2024		0		Ped/Bike Program	900,000	0	900,000
<b>Project Totals</b>			<b>0</b>			<b>900,000</b>	<b>0</b>	<b>900,000</b>

Expenditure Schedule

Phase	1st	2nd	3rd	4th	5th & 6th
ALL	0	900,000	0	0	0
<b>Totals</b>	<b>0</b>	<b>900,000</b>	<b>0</b>	<b>0</b>	<b>0</b>

Washington State S. T. I. P.

2024 to 2027

(Project Funds to Nearest Dollar)

MPO/RTPO: PSRC

Y Inside

N Outside

November 17, 2023

County: Snohomish

Agency: Snohomish Co.

Func Cls	Project Number	PIN	STIP ID	Imp Type	Total Project Length	Environmental Type	RW Required	Begin Termini	End Termini	Total Est. Cost of Project	STIP Amend. No.
04			SNOCO-162	05	4.200	CE	No	63 Dr NW, mp 2.300	211 ft. west of 3 Ave NE, MP 6	3,077,900	

140 St NW/NE Overlay

Project scope will include subgrade/pavement repair and preleveling where needed and an asphalt overlay. All striping will be replaced in kind. There are no ADA requirements within the project limits.

**Funding**

Phase	Start Date	Federal	Fund Code	Federal Funds		Local Funds	Total
				State Fund Code	State Funds		
PE	2024				0	138,600	290,900
CN	2025		STBG(R)		840,000	1,358,600	2,787,000
<b>Project Totals</b>					<b>840,000</b>	<b>1,510,900</b>	<b>3,077,900</b>

**Expenditure Schedule**

Phase	1st	2nd	3rd	4th	5th & 6th
ALL	290,900	2,787,000	0	0	0
<b>Totals</b>	<b>290,900</b>	<b>2,787,000</b>	<b>0</b>	<b>0</b>	<b>0</b>

Washington State S. T. I. P.

2024 to 2027

(Project Funds to Nearest Dollar)

MPO/RTPO: PSRC

Y Inside

N Outside

November 17, 2023

County: Snohomish

Agency: Snohomish Co.

Func Cls	Project Number	PIN	STIP ID	Imp Type	Total Project Length	Environmental Type	RW Required	Begin Termini	End Termini	Total Est. Cost of Project	STIP Amend. No.
04			SNOCO-172	21	0.000	CE	No	N/A	N/A	2,867,000	

2023 Countywide Safety Spot Improvements

Install speed feedback signs, real-time left-turn warning signs, guideposts, pavement markings, illumination, intersection flashing beacons, install/upgrade signing and signposts, and ADA compliant facilities at various locations.

**Funding**

Phase	Start Date	Federal	Fund Code	Federal Funds	State Fund Code	State Funds	Local Funds	Total
PE	2024		HSIP	501,000		0	0	501,000
CN	2026		HSIP	2,366,000		0	0	2,366,000
<b>Project Totals</b>				<b>2,867,000</b>		<b>0</b>	<b>0</b>	<b>2,867,000</b>

**Expenditure Schedule**

Phase	1st	2nd	3rd	4th	5th & 6th
ALL	0	501,000	0	2,366,000	0
<b>Totals</b>	<b>0</b>	<b>501,000</b>	<b>0</b>	<b>2,366,000</b>	<b>0</b>



Washington State S. T. I. P.

2024 to 2027

(Project Funds to Nearest Dollar)

MPO/RTPO: PSRC

Y Inside

N Outside

November 17, 2023

County: Snohomish

Agency: Snohomish Co.

Func Cls	Project Number	PIN	STIP ID	Imp Type	Total Project Length	Environmental Type	RW Required	Begin Termini	End Termini	Total Est. Cost of Project	STIP Amend. No.
05	2585(001)		SNOCO-154	03	0.520	DCE	Yes	164th St SW	156th St SW	4,837,500	

36th/35th Ave W Phase 1: 164th St SW to 156th St SW

Phase 1 of this project will widen the existing two-lane roadway between 164th St SW and 156th St SW to a three-lane, Urban Standards roadway with a continuous center lane and bicycle lanes. Roadway geometry will be coordinated for functional consistency at two major intersections in the corridor. The project will be constructed to Complete Street Standards to include continuous ADA compliant sidewalk and bike lanes. It will also include continuous curb, gutter and planter strips on both sides of the street for safety and more effective storm water management.

**Funding**

Phase	Start Date	Federal Fund Code	Federal Funds	State Fund Code	State Funds	Local Funds	Total
CN	2024	STBG(UL)	2,580,000		0	1,157,500	3,737,500
<b>Project Totals</b>			<b>2,580,000</b>		<b>0</b>	<b>1,157,500</b>	<b>3,737,500</b>

**Expenditure Schedule**

Phase	1st	2nd	3rd	4th	5th & 6th
ALL	3,737,500	0	0	0	0
<b>Totals</b>	<b>3,737,500</b>	<b>0</b>	<b>0</b>	<b>0</b>	<b>0</b>

Washington State S. T. I. P.

2024 to 2027

(Project Funds to Nearest Dollar)

MPO/RTPO: PSRC

Y Inside

N Outside

November 17, 2023

County: Snohomish

Agency: Snohomish Co.

Func Cls	Project Number	PIN	STIP ID	Imp Type	Total Project Length	Environmental Type	RW Required	Begin Termini	End Termini	Total Est. Cost of Project	STIP Amend. No.
04	2740(001)		SNOCO-148	04	0.000	DCE	Yes	N/A	N/A	3,271,206	

84th St NE & 163rd Ave NE Roundabout

Design and construct roundabout at the intersection of 84th St NE and 163rd Ave NE.

**Funding**

Phase	Start Date	Federal Fund Code	Federal Funds		State Fund Code	State Funds	Local Funds	Total
			Federal	Fund Code				
CN	2024	HSIP	2,468,000			0	0	2,468,000
<b>Project Totals</b>			<b>2,468,000</b>			<b>0</b>	<b>0</b>	<b>2,468,000</b>

**Expenditure Schedule**

Phase	1st	2nd	3rd	4th	5th & 6th
ALL	2,468,000	0	0	0	0
<b>Totals</b>	<b>2,468,000</b>	<b>0</b>	<b>0</b>	<b>0</b>	<b>0</b>

Washington State S. T. I. P.

2024 to 2027

(Project Funds to Nearest Dollar)

MPO/RTPO: PSRC

Y Inside

N Outside

November 17, 2023

County: Snohomish

Agency: Snohomish Co.

Func Cls	Project Number	PIN	STIP ID	Imp Type	Total Project Length	Environmental Type	RW Required	Begin Termini	End Termini	Total Est. Cost of Project	STIP Amend. No.
04	000S(630)		SNOCO-160	21	0.000	CE	No	SR 9	SR 92	653,000	

84th St NE Corridor Spot Improvements

Install spot improvements along corridor such as profiled pavement markings, real-time warning signs, and speed feedback signs.

Funding

Phase	Start Date	Federal	Fund Code	Federal Funds	State Fund Code	State Funds	Local Funds	Total
CN	2024		HSIP	556,000		0	0	556,000
<b>Project Totals</b>				<b>556,000</b>		<b>0</b>	<b>0</b>	<b>556,000</b>

Expenditure Schedule

Phase	1st	2nd	3rd	4th	5th & 6th
ALL	556,000	0	0	0	0
<b>Totals</b>	<b>556,000</b>	<b>0</b>	<b>0</b>	<b>0</b>	<b>0</b>

Washington State S. T. I. P.

2024 to 2027

(Project Funds to Nearest Dollar)

MPO/RTPO: PSRC

Y Inside

N Outside

November 17, 2023

County: Snohomish

Agency: Snohomish Co.

Func Cls	Project Number	PIN	STIP ID	Imp Type	Total Project Length	Environmental Type	RW Required	Begin Termini	End Termini	Total Est. Cost of Project	STIP Amend. No.
04	000S(622)		SNOCO-159	04	0.000	DCE	Yes	N/A	N/A	3,505,000	

84th St NE/123rd Ave NE Intersection Safety Improvements

Design and construct a roundabout at the intersection of 84th St NE and 123rd Ave NE.

**Funding**

Phase	Start Date	Federal Fund Code	Federal Funds		State Fund Code	State Funds	Local Funds	Total
			Federal	Fund Code				
RW	2024	HSIP	300,000	CRAB	30,000	0	330,000	
CN	2024	HSIP	1,317,000	CRAB	1,143,000	0	2,460,000	
<b>Project Totals</b>			<b>1,617,000</b>		<b>1,173,000</b>	<b>0</b>	<b>2,790,000</b>	

**Expenditure Schedule**

Phase	1st	2nd	3rd	4th	5th & 6th
ALL	2,790,000	0	0	0	0
<b>Totals</b>	<b>2,790,000</b>	<b>0</b>	<b>0</b>	<b>0</b>	<b>0</b>

Washington State S. T. I. P.

2024 to 2027

(Project Funds to Nearest Dollar)

MPO/RTPO: PSRC

Y Inside

N Outside

November 17, 2023

County: Snohomish

Agency: Snohomish Co.

Func Cls	Project Number	PIN	STIP ID	Imp Type	Total Project Length	Environmental Type	RW Required	Begin Termini	End Termini	Total Est. Cost of Project	STIP Amend. No.
04			SNOCO-152	03	0.570	DCE	Yes	168th St SW	SR 525	11,160,400	

Alderwood Mall Parkway - 168th St SW to SR 525

Widen Alderwood Mall Parkway to five lanes with bicycle and pedestrian facilities from 168th St SW to SR 525 ramps.

Funding

Phase	Start Date	Federal	Fund Code	Federal Funds	State Fund Code	State Funds	Local Funds	Total
CN	2024		STBG(UL)	2,580,000		0	5,373,400	7,953,400
<b>Project Totals</b>				<b>2,580,000</b>		<b>0</b>	<b>5,373,400</b>	<b>7,953,400</b>

Expenditure Schedule

Phase	1st	2nd	3rd	4th	5th & 6th
ALL	7,953,400	0	0	0	0
<b>Totals</b>	<b>7,953,400</b>	<b>0</b>	<b>0</b>	<b>0</b>	<b>0</b>

Washington State S. T. I. P.

2024 to 2027

(Project Funds to Nearest Dollar)

MPO/RTPO: PSRC

Y Inside

N Outside

November 17, 2023

County: Snohomish

Agency: Snohomish Co.

Func Cls	Project Number	PIN	STIP ID	Imp Type	Total Project Length	Environmental Type	RW Required	Begin Termini	End Termini	Total Est. Cost of Project	STIP Amend. No.
04			SNOCO-163	04	0.580	DCE	Yes	Admiralty Way	134th St SW	18,383,000	

Ash Way/Gibson Rd Phase 2: Admiralty Way to 134 St SW

The project will improve the corridor from a two-lane configuration with minimal shoulders, intermittent sidewalks and minimal non-motorized options to a three-lane urban section with bike lanes, curbs, and sidewalks. The project will provide intersection improvements such as roundabout/traffic signals or other traffic controls at appropriate intersections based on a completed traffic analysis/study. The entire corridor will be upgraded to be consistent with 'Complete Streets' guidelines. Stormwater facilities will also be installed with this widening project. The project will also replace a fish barrier/box culvert beneath the intersection of Gibson Rd/Admiral Way.

Funding

Phase	Start Date	Federal Fund Code	Federal Funds	State Fund Code	State Funds	Local Funds	Total
CN	2026	STBG(UL)	2,597,500		0	11,286,500	13,884,000
<b>Project Totals</b>			<b>2,597,500</b>		<b>0</b>	<b>11,286,500</b>	<b>13,884,000</b>

Expenditure Schedule

Phase	1st	2nd	3rd	4th	5th & 6th
ALL	0	0	13,884,000	0	0
<b>Totals</b>	<b>0</b>	<b>0</b>	<b>13,884,000</b>	<b>0</b>	<b>0</b>

Washington State S. T. I. P.

2024 to 2027

(Project Funds to Nearest Dollar)

MPO/RTPO: PSRC

Y Inside

N Outside

November 17, 2023

County: Snohomish

Agency: Snohomish Co.

Func Cls	Project Number	PIN	STIP ID	Imp Type	Total Project Length	Environmental Type	RW Required	Begin Termini	End Termini	Total Est. Cost of Project	STIP Amend. No.
07			SNOCO-168	20	0.020	CE	No	MP 0.13	MP 0.18	3,433,308	

Culvert Replacement on 167th Ave SE

Replace the existing impassable culvert and fishway with a span bridge. The work will include re-alignment a portion of the upstream channel away from the toe of the road embankment into the center of the stream valley. The project will also include grading of the stream channel up to downstream of the bridge. The road will be re-constructed to match the existing road width.

Funding

Phase	Start Date	Federal Fund Code	Federal Funds		State Funds	Local Funds	Total
			Federal Funds	State Fund Code			
CN	2025	Discretionary	2,873,142		0	0	2,873,142
<b>Project Totals</b>			<b>2,873,142</b>		<b>0</b>	<b>0</b>	<b>2,873,142</b>

Expenditure Schedule

Phase	1st	2nd	3rd	4th	5th & 6th
ALL	0	2,873,142	0	0	0
<b>Totals</b>	<b>0</b>	<b>2,873,142</b>	<b>0</b>	<b>0</b>	<b>0</b>

Washington State S. T. I. P.

2024 to 2027

(Project Funds to Nearest Dollar)

MPO/RTPO: PSRC

Y Inside

N Outside

November 17, 2023

County: Snohomish

Agency: Snohomish Co.

Func Cls	Project Number	PIN	STIP ID	Imp Type	Total Project Length	Environmental Type	RW Required	Begin Termini	End Termini	Total Est. Cost of Project	STIP Amend. No.
04		WA345	SNOCO-166	20	0.010	CE	No	MP 0.69	MP 0.70	1,635,743	

Culvert Replacement on Locust Way

Replace the existing failing culvert with a concrete box culvert. The road prism will be reconstructed to match the existing two-lane roadway with paved shoulders.

Funding

Phase	Start Date	Federal	Fund Code	Federal Funds	State Fund Code	State Funds	Local Funds	Total
CN	2024		DEMO	1,185,000		0	0	1,185,000
<b>Project Totals</b>				<b>1,185,000</b>		<b>0</b>	<b>0</b>	<b>1,185,000</b>

Expenditure Schedule

Phase	1st	2nd	3rd	4th	5th & 6th
ALL	1,185,000	0	0	0	0
<b>Totals</b>	<b>1,185,000</b>	<b>0</b>	<b>0</b>	<b>0</b>	<b>0</b>



Washington State S. T. I. P.

2024 to 2027

(Project Funds to Nearest Dollar)

MPO/RTPO: PSRC

Y Inside

N Outside

November 17, 2023

County: Snohomish

Agency: Snohomish Co.

Func Cls	Project Number	PIN	STIP ID	Imp Type	Total Project Length	Environmental Type	RW Required	Begin Termini	End Termini	Total Est. Cost of Project	STIP Amend. No.
00		WA345	SNOCO-167	20	0.020	CE	No	MP 0.25	MP 0.28	2,308,160	

Culvert Replacement on Marine Drive

Replace the existing failing twin culverts with a single concrete box culvert. The road prism will be reconstructed to match the existing two lane roadway and unpaved shoulder.

Funding

Phase	Start Date	Federal	Fund Code	Federal Funds	State Fund Code	State Funds	Local Funds	Total
CN	2025		DEMO	1,792,605		0	0	1,792,605
<b>Project Totals</b>				<b>1,792,605</b>		<b>0</b>	<b>0</b>	<b>1,792,605</b>

Expenditure Schedule

Phase	1st	2nd	3rd	4th	5th & 6th
ALL	0	1,792,605	0	0	0
<b>Totals</b>	<b>0</b>	<b>1,792,605</b>	<b>0</b>	<b>0</b>	<b>0</b>

Washington State S. T. I. P.

2024 to 2027

(Project Funds to Nearest Dollar)

MPO/RTPO: PSRC

Y Inside

N Outside

November 17, 2023

County: Snohomish

Agency: Snohomish Co.

Func Cls	Project Number	PIN	STIP ID	Imp Type	Total Project Length	Environmental Type	RW Required	Begin Termini	End Termini	Total Est. Cost of Project	STIP Amend. No.
07			SNOCO-169	20	0.000	CE	No	MP 0.55	MP 0.57	2,251,688	

Culvert Replacement on Sexton Rd

Restore full fish passage through a portion of Sexton Creek and restore access to upstream cold-water refuge habitat. The project will construct a steel-plate arch buried bridge. The rip-rap channel and sakcrete weirs will be removed and a more natural stream section will be constructed at a lower, consistent gradient. Large wood structures and habitat boulders will be incorporated into the design. All invasive species within the riparian buffer of the construction limits will be removed and the site replanted with appropriate native species. Road reconstruction above the culvert will match the existing two lane road width with paved shoulders.

Funding

Phase	Start Date	Federal Fund Code	Federal Funds	State Fund Code	State Funds	Local Funds	Total
CN	2024	Discretionary	1,776,000		0	0	1,776,000
<b>Project Totals</b>			<b>1,776,000</b>		<b>0</b>	<b>0</b>	<b>1,776,000</b>

Expenditure Schedule

Phase	1st	2nd	3rd	4th	5th & 6th
ALL	1,776,000	0	0	0	0
<b>Totals</b>	<b>1,776,000</b>	<b>0</b>	<b>0</b>	<b>0</b>	<b>0</b>

Washington State S. T. I. P.

2024 to 2027

(Project Funds to Nearest Dollar)

MPO/RTPO: PSRC

Y Inside

N Outside

November 17, 2023

County: Snohomish

Agency: Snohomish Co.

Func Cls	Project Number	PIN	STIP ID	Imp Type	Total Project Length	Environmental Type	RW Required	Begin Termini	End Termini	Total Est. Cost of Project	STIP Amend. No.
04			SNOCO-165	20	0.000	CE	No	MP 0.40	MP 0.54	1,548,166	

Culvert Replacements on Williams Creek

Replace two culverts on Williams Creek. Work includes full excavation of the road prism, removal of the existing culverts, installation of the new structures, backfilling the new structures, and restoring the roadway to the original condition.

**Funding**

Phase	Start Date	Federal Fund Code	Federal Funds	State Fund Code	State Funds	Local Funds	Total
PE	2024	Discretionary	544,000		0	0	544,000
CN	2025	Discretionary	1,004,166		0	0	1,004,166
<b>Project Totals</b>			<b>1,548,166</b>		<b>0</b>	<b>0</b>	<b>1,548,166</b>

**Expenditure Schedule**

Phase	1st	2nd	3rd	4th	5th & 6th
ALL	544,000	1,004,166	0	0	0
<b>Totals</b>	<b>544,000</b>	<b>1,004,166</b>	<b>0</b>	<b>0</b>	<b>0</b>

Washington State S. T. I. P.

2024 to 2027

(Project Funds to Nearest Dollar)

MPO/RTPO: PSRC

Y Inside

N Outside

November 17, 2023

County: Snohomish

Agency: Snohomish Co.

Func Cls	Project Number	PIN	STIP ID	Imp Type	Total Project Length	Environmental Type	RW Required	Begin Termini	End Termini	Total Est. Cost of Project	STIP Amend. No.
04			SNOCO-161	11	0.080	DCE	Yes	N/A	N/A	28,739,000	

Granite Falls Bridge #102 Replacement Project

Design and construct a new bridge with sidewalks, bike lanes, two vehicle lanes.

Funding

Phase	Start Date	Federal Fund Code	Federal Funds	State Fund Code	State Funds	Local Funds	Total
CN	2024	RAISE	22,106,000		0	3,803,000	25,909,000
<b>Project Totals</b>			<b>22,106,000</b>		<b>0</b>	<b>3,803,000</b>	<b>25,909,000</b>

Expenditure Schedule

Phase	1st	2nd	3rd	4th	5th & 6th
ALL	25,909,000	0	0	0	0
<b>Totals</b>	<b>25,909,000</b>	<b>0</b>	<b>0</b>	<b>0</b>	<b>0</b>

Washington State S. T. I. P.

2024 to 2027

(Project Funds to Nearest Dollar)

MPO/RTPO: PSRC

Y Inside

N Outside

November 17, 2023

County: Snohomish

Agency: Snohomish Co.

Func Cls	Project Number	PIN	STIP ID	Imp Type	Total Project Length	Environmental Type	RW Required	Begin Termini	End Termini	Total Est. Cost of Project	STIP Amend. No.
05			SNOCO-173	28	0.550	CE	Yes	167th PI SW	160th St. SW	4,025,000	

Interurban Trail Improvements: 167th PI SW to 160 St SW

Install a continuous, shared use path on one side of 13th Ave West/Meadow Road, physically separated by curb and gutter, including ADA compliant ramps. The traffic signal at the intersection of 164th St SW & 13th Ave W will be modified to allow bicyclists to activate the signal.

**Funding**

Phase	Start Date	Federal	Fund Code	Federal Funds		State Fund Code	State Funds	Local Funds	Total
PE	2024		TA(UL)	255,000			0	50,000	305,000
RW	2025		TA(UL)	1,210,000			0	210,000	1,420,000
<b>Project Totals</b>				<b>1,465,000</b>			<b>0</b>	<b>260,000</b>	<b>1,725,000</b>

**Expenditure Schedule**

Phase	1st	2nd	3rd	4th	5th & 6th
ALL	0	305,000	1,420,000	0	0
<b>Totals</b>	<b>0</b>	<b>305,000</b>	<b>1,420,000</b>	<b>0</b>	<b>0</b>

Washington State S. T. I. P.

2024 to 2027

(Project Funds to Nearest Dollar)

MPO/RTPO: PSRC

Y Inside

N Outside

November 17, 2023

County: Snohomish

Agency: Snohomish Co.

Func Cls	Project Number	PIN	STIP ID	Imp Type	Total Project Length	Environmental Type	RW Required	Begin Termini	End Termini	Total Est. Cost of Project	STIP Amend. No.
05	L311(006)		SNOCO-150	11	0.000	CE	Yes	N/A	N/A	5,779,358	

Jordan Creek Bridge

Replace existing bridge with new structure meeting current standards including six-foot shoulders to accommodate plans for future Jordan Road ped/bike lanes.

**Funding**

Phase	Start Date	Federal Fund Code	Federal Funds	State Fund Code	State Funds	Local Funds	Total
RW	2024	BR	200,000		0	50,000	250,000
CN	2024	BR	3,491,662		0	872,916	4,364,578
<b>Project Totals</b>			<b>3,691,662</b>		<b>0</b>	<b>922,916</b>	<b>4,614,578</b>

**Expenditure Schedule**

Phase	1st	2nd	3rd	4th	5th & 6th
ALL	4,614,578	0	0	0	0
<b>Totals</b>	<b>4,614,578</b>	<b>0</b>	<b>0</b>	<b>0</b>	<b>0</b>

Washington State S. T. I. P.

2024 to 2027

(Project Funds to Nearest Dollar)

MPO/RTPO: PSRC

Y Inside

N Outside

November 17, 2023

County: Snohomish

Agency: Snohomish Co.

Func Cls	Project Number	PIN	STIP ID	Imp Type	Total Project Length	Environmental Type	RW Required	Begin Termini	End Termini	Total Est. Cost of Project	STIP Amend. No.
07	2031(115)		SNOCO-164	11	0.000	DCE	Yes	N/A	N/A	8,220,000	

Pilchuck Creek Bridge 626 Replacement

Replace the existing bridge with a single span structure that will clear the floodplain. The replacement bridge will have two travel lanes and a protected walkway.

**Funding**

Phase	Start Date	Federal	Fund Code	Federal Funds	State Fund Code	State Funds	Local Funds	Total
RW	2025		BR	250,000		0	0	250,000
CN	2026		BR	6,520,000		0	0	6,520,000
<b>Project Totals</b>				<b>6,770,000</b>		<b>0</b>	<b>0</b>	<b>6,770,000</b>

**Expenditure Schedule**

Phase	1st	2nd	3rd	4th	5th & 6th
ALL	0	250,000	6,520,000	0	0
<b>Totals</b>	<b>0</b>	<b>250,000</b>	<b>6,520,000</b>	<b>0</b>	<b>0</b>

Washington State S. T. I. P.

2024 to 2027

(Project Funds to Nearest Dollar)

MPO/RTPO: PSRC

Y Inside

N Outside

November 17, 2023

County: Snohomish

Agency: Snohomish Co.

Func Cls	Project Number	PIN	STIP ID	Imp Type	Total Project Length	Environmental Type	RW Required	Begin Termini	End Termini	Total Est. Cost of Project	STIP Amend. No.
05	X310(010)		SNOCO-158	06	0.000	CE	No	N/A	N/A	1,937,452	

Red Bridge #537 Preventative Maintenance

Paint bridge and perform minor repairs as necessary.

Funding

Phase	Start Date	Federal Fund Code	Federal Funds		State Fund Code	State Funds	Local Funds	Total
			Federal	Fund Code				
CN	2024	BR		1,549,431		0	0	1,549,431
<b>Project Totals</b>				<b>1,549,431</b>		<b>0</b>	<b>0</b>	<b>1,549,431</b>

Expenditure Schedule

Phase	1st	2nd	3rd	4th	5th & 6th
ALL	1,549,431	0	0	0	0
<b>Totals</b>	<b>1,549,431</b>	<b>0</b>	<b>0</b>	<b>0</b>	<b>0</b>



Washington State S. T. I. P.

2024 to 2027

(Project Funds to Nearest Dollar)

MPO/RTPO: PSRC

Y Inside

N Outside

November 17, 2023

County: Snohomish

Agency: Snohomish Co.

Func Cls	Project Number	PIN	STIP ID	Imp Type	Total Project Length	Environmental Type	RW Required	Begin Termini	End Termini	Total Est. Cost of Project	STIP Amend. No.
04	31E1(001)		SNOCO-135	11	0.000	DCE	Yes	Richardson Creek Bridge #300	Richardson Creek Bridge #300	2,768,000	

Richardson Creek Bridge #300 Replacement

This narrow, scour prone, short span (20 feet) bridge, built in 1961, will be replaced with a new structure. The new structure will be built to standards that will provide wider vehicle travel lanes and bicycle and pedestrian facilities. The new span length will remove structure supports from high water areas to avoid structural damages.

**Funding**

Phase	Start Date	Federal Fund Code	Federal Funds	State Fund Code	State Funds	Local Funds	Total
CN	2025		0		0	2,298,000	2,298,000
<b>Project Totals</b>			<b>0</b>		<b>0</b>	<b>2,298,000</b>	<b>2,298,000</b>

**Expenditure Schedule**

Phase	1st	2nd	3rd	4th	5th & 6th
ALL	0	2,298,000	0	0	0
<b>Totals</b>	<b>0</b>	<b>2,298,000</b>	<b>0</b>	<b>0</b>	<b>0</b>

Washington State S. T. I. P.

2024 to 2027

(Project Funds to Nearest Dollar)

MPO/RTPO: PSRC

Y Inside

N Outside

November 17, 2023

County: Snohomish

Agency: Snohomish Co.

Func Cls	Project Number	PIN	STIP ID	Imp Type	Total Project Length	Environmental Type	RW Required	Begin Termini	End Termini	Total Est. Cost of Project	STIP Amend. No.
04			SNOCO-170	04	0.000	CE	Yes	N/A	N/A	4,345,000	

S Machias Road and Dubuque Road Intersection Improvement

Install a roundabout, speed feedback signs, real-time left-turn warning signs, guideposts, pavement markings, illumination, intersection flashing beacons, and install/upgrade signing and signposts.

**Funding**

Phase	Start Date	Federal	Fund Code	Federal Funds	State Fund Code	State Funds	Local Funds	Total
PE	2024		HSIP	570,000		0	0	570,000
RW	2026		HSIP	500,000		0	0	500,000
<b>Project Totals</b>				<b>1,070,000</b>		<b>0</b>	<b>0</b>	<b>1,070,000</b>

**Expenditure Schedule**

Phase	1st	2nd	3rd	4th	5th & 6th
ALL	0	570,000	0	500,000	0
<b>Totals</b>	<b>0</b>	<b>570,000</b>	<b>0</b>	<b>500,000</b>	<b>0</b>

Washington State S. T. I. P.

2024 to 2027

(Project Funds to Nearest Dollar)

MPO/RTPO: PSRC

Y Inside

N Outside

November 17, 2023

County: Snohomish

Agency: Snohomish Co.

Func Cls	Project Number	PIN	STIP ID	Imp Type	Total Project Length	Environmental Type	RW Required	Begin Termini	End Termini	Total Est. Cost of Project	STIP Amend. No.
04	2639(001)		SNOCO-157	06	0.000	DCE	No	N/A	N/A	3,039,631	

Snohomish River Bridge #1 Scour Mitigation  
Seismic and scour structural improvements.

Funding

Phase	Start Date	Federal Fund Code	Federal Funds		State Fund Code	State Funds	Local Funds	Total
			Federal	Fund Code				
CN	2024	BR		2,383,588		0	0	2,383,588
<b>Project Totals</b>				<b>2,383,588</b>		<b>0</b>	<b>0</b>	<b>2,383,588</b>

Expenditure Schedule

Phase	1st	2nd	3rd	4th	5th & 6th
ALL	2,383,588	0	0	0	0
<b>Totals</b>	<b>2,383,588</b>	<b>0</b>	<b>0</b>	<b>0</b>	<b>0</b>

Washington State S. T. I. P.

2024 to 2027

(Project Funds to Nearest Dollar)

MPO/RTPO: PSRC

Y Inside

N Outside

November 17, 2023

County: Snohomish

Agency: Snohomish Co.

Func Cls	Project Number	PIN	STIP ID	Imp Type	Total Project Length	Environmental Type	RW Required	Begin Termini	End Termini	Total Est. Cost of Project	STIP Amend. No.
04	2563(002)		SNOCO-151	11	0.000	CE	Yes	N/A	N/A	4,027,742	

Swamp Creek #503 Bridge Replacement

Replace existing bridge with new structure meeting current standards.

Funding

Phase	Start Date	Federal Fund Code	Federal Funds	State Fund Code	State Funds	Local Funds	Total
CN	2024	BR	2,385,557		0	596,389	2,981,946
<b>Project Totals</b>			<b>2,385,557</b>		<b>0</b>	<b>596,389</b>	<b>2,981,946</b>

Expenditure Schedule

Phase	1st	2nd	3rd	4th	5th & 6th
ALL	2,981,946	0	0	0	0
<b>Totals</b>	<b>2,981,946</b>	<b>0</b>	<b>0</b>	<b>0</b>	<b>0</b>

Agency Totals for Snohomish Co.	Federal Funds	State Funds	Local Funds	Total
	66,701,651	2,800,000	27,208,605	96,710,256

Washington State S. T. I. P.

2024 to 2027

(Project Funds to Nearest Dollar)

MPO/RTPO: PSRC

Y Inside

N Outside

November 17, 2023

County:

Agency: Sound Transit

Func Cls	Project Number	PIN	STIP ID	Imp Type	Total Project Length	Environmental Type	RW Required	Begin Termini	End Termini	Total Est. Cost of Project	STIP Amend. No.
00			RTA-114	23	0.000	DCE	No	N/A	N/A	4,533,000	

At-Grade Safety Enhancements

Safety enhancements for at-grade crossings along Link 1 Line, with a focus on the Martin Luther King Jr Way S and SODO areas.

Funding

Phase	Start Date	Federal Funds		State Funds		Local Funds	Total
		Federal	Fund Code	State Fund Code	State Funds		
PE	2024				0	2,068,000	2,068,000
CN	2024				0	632,000	632,000
<b>Project Totals</b>					<b>0</b>	<b>2,700,000</b>	<b>2,700,000</b>

Expenditure Schedule

Phase	1st	2nd	3rd	4th	5th & 6th
ALL	2,700,000	0	0	0	0
<b>Totals</b>	<b>2,700,000</b>	<b>0</b>	<b>0</b>	<b>0</b>	<b>0</b>

Washington State S. T. I. P.

2024 to 2027

(Project Funds to Nearest Dollar)

MPO/RTPO: PSRC

Y Inside

N Outside

November 17, 2023

County:

Agency: Sound Transit

Func Cls	Project Number	PIN	STIP ID	Imp Type	Total Project Length	Environmental Type	RW Required	Begin Termini	End Termini	Total Est. Cost of Project	STIP Amend. No.
00			RTA-91	23	0.000	DCE	Yes	N/A	N/A	124,796,001	

Auburn Station Improvements

A multi-year project to design (100%) and construct the Auburn Station Access project, which includes a new parking structure with approximately 500 new parking stalls and access improvements around the station, including a pedestrian improvement zone between 3rd St SW and W Main St; a shared use path/shared lane marking along F St SE; bus access improvements along 3rd St NE; and shelters and sidewalks at bus stops on connecting transit routes to the station. This project is anticipated to be financed with a USDOT federal loan through the Build America Bureau. When the loan is executed federal loan disbursements will be available 2023-2027.

Funding

Phase	Start Date	Federal Fund Code	Federal Funds	State Fund Code	State Funds	Local Funds	Total
PE	2024		0		0	131,346	131,346
PE	2025		0		0	24,000	24,000
PE	2026		0		0	25,000	25,000
RW	2024		0		0	1,560,054	1,560,054
RW	2025		0		0	338,000	338,000
RW	2026		0		0	352,000	352,000
CN	2024		0		0	33,304,533	33,304,533
CN	2025		0		0	41,665,000	41,665,000
CN	2026		0		0	13,884,215	13,884,215
<b>Project Totals</b>			<b>0</b>		<b>0</b>	<b>91,284,148</b>	<b>91,284,148</b>

Expenditure Schedule

Phase	1st	2nd	3rd	4th	5th & 6th
ALL	34,995,933	42,027,000	14,261,215	0	0
<b>Totals</b>	<b>34,995,933</b>	<b>42,027,000</b>	<b>14,261,215</b>	<b>0</b>	<b>0</b>

Washington State S. T. I. P.

2024 to 2027

(Project Funds to Nearest Dollar)

MPO/RTPO: PSRC

Y Inside

N Outside

November 17, 2023

County:

Agency: Sound Transit

Func Cls	Project Number	PIN	STIP ID	Imp Type	Total Project Length	Environmental Type	RW Required	Begin Termini	End Termini	Total Est. Cost of Project	STIP Amend. No.
00			RTA-113	23	0.000	DCE	Yes	N/A	N/A	307,965,000	

Boeing Access Rd Infill Station

New light rail station in the vicinity of S. Boeing Access Road, East Marginal Way S., and I-5 in north Tukwila. Project includes a new parking facility up to 300 spaces and nonmotorized improvements such as sidewalks and on-demand bicycle parking.

Funding

Phase	Start Date	Federal	Fund Code	Federal Funds	State Fund Code	State Funds	Local Funds	Total
PE	2024			0		0	18,545,000	18,545,000
<b>Project Totals</b>				<b>0</b>		<b>0</b>	<b>18,545,000</b>	<b>18,545,000</b>

Expenditure Schedule

Phase	1st	2nd	3rd	4th	5th & 6th
ALL	18,545,000	0	0	0	0
<b>Totals</b>	<b>18,545,000</b>	<b>0</b>	<b>0</b>	<b>0</b>	<b>0</b>

Washington State S. T. I. P.

2024 to 2027

(Project Funds to Nearest Dollar)

MPO/RTPO: PSRC

Y Inside

N Outside

November 17, 2023

County:

Agency: Sound Transit

Func Cls	Project Number	PIN	STIP ID	Imp Type	Total Project Length	Environmental Type	RW Required	Begin Termini	End Termini	Total Est. Cost of Project	STIP Amend. No.
00			RTA-4B	23	14.000	CE	Yes	Downtown Seattle King St Station	Lakewood Station	1,862,970,450	

Commuter Rail Project: Seattle to Lakewood

Continue implementation and expansion of commuter rail service. CMAQ funding will be used for design and right-of-way needed to expand Sounder South line capacity in King and Pierce Counties, including extending station platforms to accommodate 10-car trains, nonmotorized access improvements and track and signal upgrades needed for additional capacity. FRA CRISI funds will be used to double-track several rail segments: from TR Junction to Portland Avenue, S66th Street Bridge to Pine Street, Lakewood to DuPont. This double-tracking work includes two bridges: the S 66th Bridge and the Pendleton Avenue Bridge. CRISI funding will also be used for signal system modifications, Positive Train Control (PTC) and Centralized Traffic Control (CTC) overlay updates to accommodate the new and reconfigured tracks, signals and grade crossing protection equipment. This is a multi-year project.

Funding

Phase	Start Date	Federal Fund Code	Federal Funds		State Fund Code	State Funds	Local Funds	Total
			Federal	Fund Code				
PE	2024	Discretionary	4,000,000			0	2,262,000	6,262,000
PE	2025	Discretionary	4,000,000			0	1,915,000	5,915,000
PE	2026		0			0	7,288,000	7,288,000
RW	2024		0			0	419,000	419,000
RW	2025		0			0	554,000	554,000
RW	2026		0			0	1,655,000	1,655,000
CN	2024		0			0	3,361,000	3,361,000
CN	2025		0			0	2,743,000	2,743,000
CN	2026		0			0	2,299,000	2,299,000
<b>Project Totals</b>			<b>8,000,000</b>			<b>0</b>	<b>22,496,000</b>	<b>30,496,000</b>



Washington State S. T. I. P.

2024 to 2027

(Project Funds to Nearest Dollar)

November 17, 2023

MPO/RTPO: PSRC

Y Inside

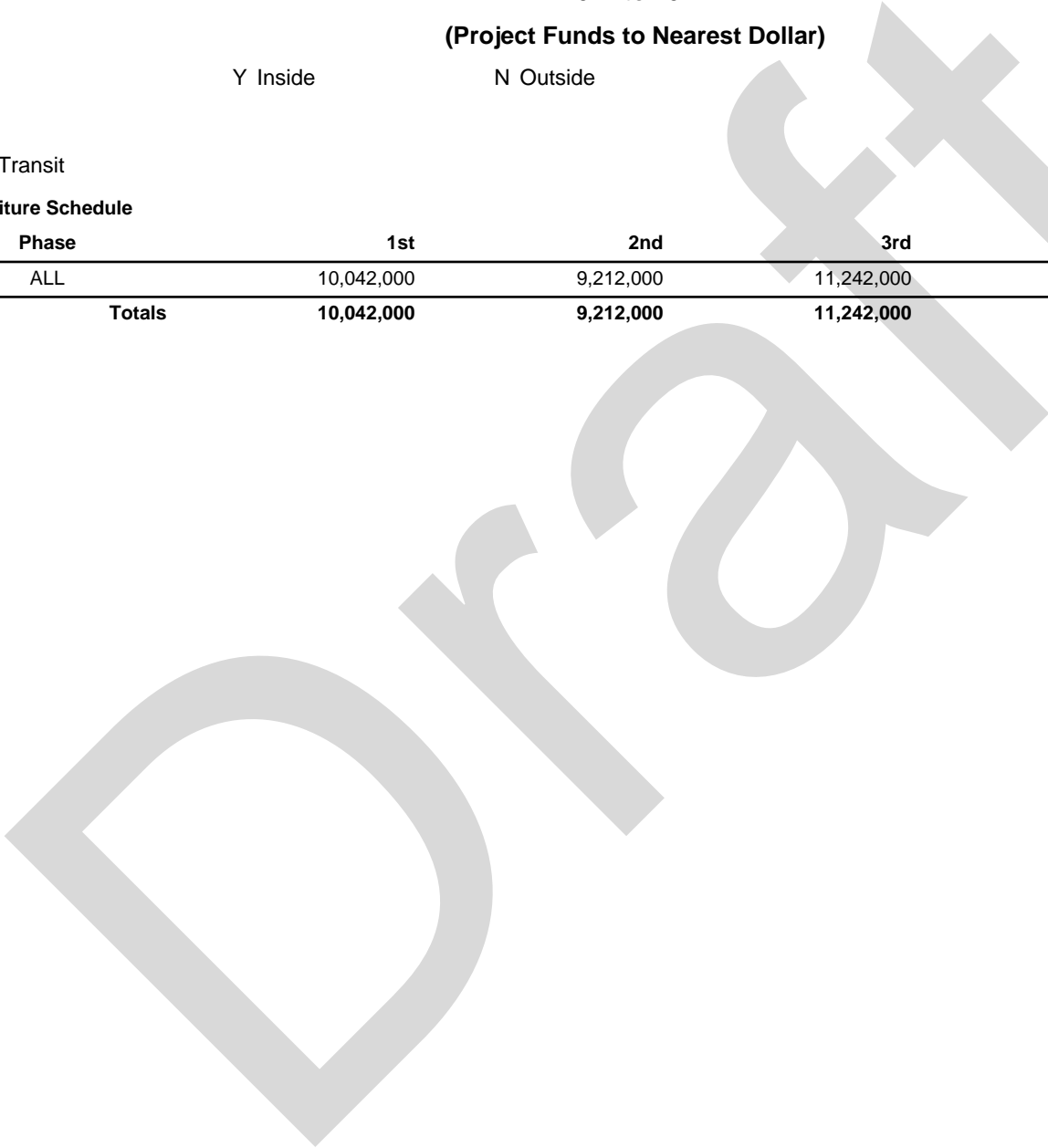
N Outside

County:

Agency: Sound Transit

Expenditure Schedule

Phase	1st	2nd	3rd	4th	5th & 6th
ALL	10,042,000	9,212,000	11,242,000	0	0
<b>Totals</b>	<b>10,042,000</b>	<b>9,212,000</b>	<b>11,242,000</b>	<b>0</b>	<b>0</b>



Washington State S. T. I. P.

2024 to 2027

(Project Funds to Nearest Dollar)

MPO/RTPO: PSRC

Y Inside

N Outside

November 17, 2023

County:

Agency: Sound Transit

Func Cls	Project Number	PIN	STIP ID	Imp Type	Total Project Length	Environmental Type	RW Required	Begin Termini	End Termini	Total Est. Cost of Project	STIP Amend. No.
00			RTA-95	23	0.000	EIS	Yes	Redmond Technology Center	Downtown Redmond/ Marymoor Park	1,530,000,000	0

Downtown Redmond Link Extension

Extend light rail approximately 3.4 miles from the Redmond Technology Center Station (opening 2023), with new stations in downtown Redmond and southeast Redmond near Marymoor Park. This is a multiyear project and the funding programmed reflects the funds within the span of the TIP. The project also includes parking spaces and a range of bicycle and pedestrian improvements. The 5307 Earned Share funds will be used to construct elements of the project described above. These funds will be applied toward the design-build contract. This project is anticipated to be financed with a USDOT TIFIA loan . When the loan is executed, a total of \$520,981,378 in TIFIA loan disbursements would be available 2022-2025.

**Funding**

Phase	Start Date	Federal Fund Code	Federal Funds		State Fund Code	State Funds	Local Funds	Total
PE	2024			0		0	607,000	607,000
RW	2024			0		0	750,000	750,000
CN	2024	5307		44,595,168		0	119,538,792	164,133,960
<b>Project Totals</b>				<b>44,595,168</b>		<b>0</b>	<b>120,895,792</b>	<b>165,490,960</b>

**Expenditure Schedule**

Phase	1st	2nd	3rd	4th	5th & 6th
ALL	165,490,960	0	0	0	0
<b>Totals</b>	<b>165,490,960</b>	<b>0</b>	<b>0</b>	<b>0</b>	<b>0</b>

Washington State S. T. I. P.

2024 to 2027

(Project Funds to Nearest Dollar)

MPO/RTPO: PSRC

Y Inside

N Outside

November 17, 2023

County:

Agency: Sound Transit

Func Cls	Project Number	PIN	STIP ID	Imp Type	Total Project Length	Environmental Type	RW Required	Begin Termini	End Termini	Total Est. Cost of Project	STIP Amend. No.
00			RTA-116	23	0.000	DCE	No	9th Ave	S Jackson St	26,480,924	

Downtown Seattle Transit Tunnel (2023-2026)

Improvements to the Downtown Seattle Transit Tunnel (DSTT), providing safety and security improvements in the DSTT necessary to restore the tunnel and prepare for additional light rail service. The project includes improvements to station safety and emergency lighting, enhanced illumination and ventilation on platforms, enhanced CCTV, communications and access control equipment, train detection equipment, track improvements, fire protection and alarms including emergency ventilation.

**Funding**

Phase	Start Date	Federal Fund Code	Federal Funds	State Fund Code	State Funds	Local Funds	Total
PE	2024		0		0	3,001,440	3,001,440
PE	2025		0		0	2,820,906	2,820,906
PE	2026		0		0	500,000	500,000
CN	2024	FTA Discretionary	1,500,000		0	4,587,222	6,087,222
CN	2025	FTA Discretionary	1,500,000		0	4,875,419	6,375,419
CN	2026		0		0	5,621,989	5,621,989
<b>Project Totals</b>			<b>3,000,000</b>		<b>0</b>	<b>21,406,976</b>	<b>24,406,976</b>

**Expenditure Schedule**

Phase	1st	2nd	3rd	4th	5th & 6th
ALL	9,088,662	9,196,325	6,121,989	0	0
<b>Totals</b>	<b>9,088,662</b>	<b>9,196,325</b>	<b>6,121,989</b>	<b>0</b>	<b>0</b>

Washington State S. T. I. P.

2024 to 2027

(Project Funds to Nearest Dollar)

MPO/RTPO: PSRC

Y Inside

N Outside

November 17, 2023

County:

Agency: Sound Transit

Func Cls	Project Number	PIN	STIP ID	Imp Type	Total Project Length	Environmental Type	RW Required	Begin Termini	End Termini	Total Est. Cost of Project	STIP Amend. No.
00			RTA-111	23	0.000	EIS	Yes	Lynnwood City Center	Downtown Everett	3,689,440,000	

Everett Link Extension

Plan, design, and construct a 16.3 mile extension of light rail from Lynnwood Transit Center to Everett Station via at-grade and elevated alignment. The project includes six new stations at West Alderwood Mall, Ash Way, 128th /Mariner, Southwest Everett Industrial Center, SR 526/Evergreen and Everett Station. The project also includes one provisional station, at SR 99/Airport Road and the extension of North Corridor Operations and Maintenance facility. This is a multi-year project and the programming reflects the funds available within the span of the regional TIP.

**Funding**

Phase	Start Date	Federal Funds		State Funds		Local Funds	Total
		Federal	Fund Code	State Fund Code	State Funds		
PE	2024				0	29,498,000	29,498,000
RW	2024				0	2,845,000	2,845,000
CN	2024				0	12,672,000	12,672,000
<b>Project Totals</b>					<b>0</b>	<b>45,015,000</b>	<b>45,015,000</b>

**Expenditure Schedule**

Phase	1st	2nd	3rd	4th	5th & 6th
ALL	45,015,000	0	0	0	0
<b>Totals</b>	<b>45,015,000</b>	<b>0</b>	<b>0</b>	<b>0</b>	<b>0</b>

Washington State S. T. I. P.

2024 to 2027

(Project Funds to Nearest Dollar)

MPO/RTPO: PSRC

Y Inside

N Outside

November 17, 2023

County:

Agency: Sound Transit

Func Cls	Project Number	PIN	STIP ID	Imp Type	Total Project Length	Environmental Type	RW Required	Begin Termini	End Termini	Total Est. Cost of Project	STIP Amend. No.
00			RTA-82	23	0.000	EIS	Yes	South 200th Street and 28th Av	South 316th Street and 23rd Av	2,390,102,199	

Federal Way Link Extension

Engineering (including NEPA), design and construction to extend light rail approximately 7.8 miles from Angle Lake Station (SeaTac) to the Federal Way Transit Center. The alignment is adjacent to I-5 and includes 3 stations: one near Highline College in Kent / Des Moines, one station at South 272nd, and one station at the Federal Way Transit Center. Parking will be built at each of the three stations. This project is anticipated to be financed with an FTA Full Funding Grant Agreement and federal TIFIA Master Credit Agreement loan. Per Sound Transit's FFGA with the FTA, the total federal funds awarded is \$790M and includes a total baseline cost estimate of \$3.16B. Sound Transit's cost estimate for the FWLE project is \$2.45B, which does not include the additional contingency FTA required for the FFGA. When the TIFIA loan is executed, a total of \$629,472,431 in TIFIA loan disbursements will be available 2019-2024.

Funding

Phase	Start Date	Federal Fund Code	Federal Funds	State Fund Code	State Funds	Local Funds	Total
PE	2024		0		0	4,498,000	4,498,000
PE	2026		0		0	4,213,000	4,213,000
RW	2024		0		0	4,300,000	4,300,000
RW	2026		0		0	30,784,000	30,784,000
CN	2024		0		0	242,463,000	242,463,000
CN	2025		0		0	21,921,000	21,921,000
CN	2026		0		0	20,266,000	20,266,000
<b>Project Totals</b>			<b>0</b>		<b>0</b>	<b>328,445,000</b>	<b>328,445,000</b>

Expenditure Schedule

Phase	1st	2nd	3rd	4th	5th & 6th
ALL	251,261,000	21,921,000	55,263,000	0	0
<b>Totals</b>	<b>251,261,000</b>	<b>21,921,000</b>	<b>55,263,000</b>	<b>0</b>	<b>0</b>

Washington State S. T. I. P.

2024 to 2027

(Project Funds to Nearest Dollar)

MPO/RTPO: PSRC

Y Inside

N Outside

November 17, 2023

County:

Agency: Sound Transit

Func Cls	Project Number	PIN	STIP ID	Imp Type	Total Project Length	Environmental Type	RW Required	Begin Termini	End Termini	Total Est. Cost of Project	STIP Amend. No.
00			RTA-100	23	0.000	EA	Yes	Lynnwood Transit Center	Burien Transit Center	1,336,869,000	

I-405 Bus Rapid Transit

A multi-year project establishing Bus Rapid Transit from the Lynnwood Transit Center to the Burien Transit Center via I-405 & SR 518. BRT service will operate primarily in express toll lanes and direct access ramps along I-405. From Tukwila to Burien, service will operate in a combination of bus-only and generalpurpose lanes. Project elements include: a new transit center in South Renton and 10 BRT stations, three of which add parking for 1,300 new spaces; interchange improvements; and station access improvements. The project requires at least 36 buses for operation. The I-405 BRT project definition includes separate operating lines north and south connecting in Bellevue. FTA funds will be used to purchase 17 buses and construct the South Renton Transit Center. CMAQ funds will be used to purchase up to 19 buses. This is a multi-year project and the programming reflects the funds available within the span of the current TIP.

Funding

Phase	Start Date	Federal Fund Code	Federal Funds	State Fund Code	State Funds	Local Funds	Total
CN	2024	5307	5,607,438		0	2,343,995	7,951,433
CN	2024	5339(b)	12,924,801		0	0	12,924,801
<b>Project Totals</b>			<b>18,532,239</b>		<b>0</b>	<b>2,343,995</b>	<b>20,876,234</b>

Expenditure Schedule

Phase	1st	2nd	3rd	4th	5th & 6th
ALL	20,876,234	0	0	0	0
<b>Totals</b>	<b>20,876,234</b>	<b>0</b>	<b>0</b>	<b>0</b>	<b>0</b>

Washington State S. T. I. P.

2024 to 2027

(Project Funds to Nearest Dollar)

MPO/RTPO: PSRC

Y Inside

N Outside

November 17, 2023

County:

Agency: Sound Transit

Func Cls	Project Number	PIN	STIP ID	Imp Type	Total Project Length	Environmental Type	RW Required	Begin Termini	End Termini	Total Est. Cost of Project	STIP Amend. No.
00			RTA-115	23	0.000	CE	No	N/A	N/A	2,730,000.00	0

Light Rail Vehicles

Plan, design, procure, inspect, and test approximately 100 light rail vehicles with options for additional LRVs. This is a multi-year project and the programming reflects the funds in the range of the current TIP.

**Funding**

Phase	Start Date	Federal Funds		State Funds		Local Funds	Total
		Federal	Fund Code	State Fund Code	State Funds		
CN	2024				0	3,806,000	3,806,000
CN	2025				0	4,184,000	4,184,000
CN	2026				0	1,457,000	1,457,000
		<b>Project Totals</b>			<b>0</b>	<b>9,447,000</b>	<b>9,447,000</b>

**Expenditure Schedule**

Phase	1st	2nd	3rd	4th	5th & 6th
ALL	3,806,000	4,184,000	1,457,000	0	0
<b>Totals</b>	<b>3,806,000</b>	<b>4,184,000</b>	<b>1,457,000</b>	<b>0</b>	<b>0</b>

Washington State S. T. I. P.

2024 to 2027

(Project Funds to Nearest Dollar)

MPO/RTPO: PSRC

Y Inside

N Outside

November 17, 2023

County:

Agency: Sound Transit

Func Cls	Project Number	PIN	STIP ID	Imp Type	Total Project Length	Environmental Type	RW Required	Begin Termini	End Termini	Total Est. Cost of Project	STIP Amend. No.
00			RTA-78	23	8.000	EIS	Yes	Lynnwood Transit Center area	Northgate Transit Center	2,771,622,000	

Lynnwood Link Extension

Extend Sound Transit's Link Light Rail project from Lynnwood to Northgate. This project is anticipated to be financed with a federal TIFIA Master Credit Agreement loan. When the loan is executed, a total of \$657,863,164 in TIFIA loan disbursements will be available 2018- 2023.

Funding

Phase	Start Date	Federal Fund Code	Federal Funds		State Fund Code	State Funds	Local Funds	Total
			Federal	Funds				
PE	2024			0		0	4,436,000	4,436,000
PE	2025			0		0	195,000	195,000
PE	2026			0		0	4,212,000	4,212,000
RW	2024			0		0	4,300,000	4,300,000
RW	2026			0		0	30,645,000	30,645,000
CN	2024	5309(NS)	100,000,000			0	163,892,000	263,892,000
CN	2025			0		0	24,200,000	24,200,000
CN	2026			0		0	11,734,000	11,734,000
<b>Project Totals</b>				<b>100,000,000</b>		<b>0</b>	<b>243,614,000</b>	<b>343,614,000</b>

Expenditure Schedule

Phase	1st	2nd	3rd	4th	5th & 6th
ALL	272,628,000	24,395,000	46,591,000	0	0
<b>Totals</b>	<b>272,628,000</b>	<b>24,395,000</b>	<b>46,591,000</b>	<b>0</b>	<b>0</b>



Washington State S. T. I. P.

2024 to 2027

(Project Funds to Nearest Dollar)

MPO/RTPO: PSRC

Y Inside

N Outside

November 17, 2023

County:

Agency: Sound Transit

Func Cls	Project Number	PIN	STIP ID	Imp Type	Total Project Length	Environmental Type	RW Required	Begin Termini	End Termini	Total Est. Cost of Project	STIP Amend. No.
00			RTA-108	23	0.000	DCE	Yes	130th St and I-5	130th St and I-5	235,016,000	

NE 130th Street Infill Station

Plan, design and construct an elevated light rail station at 130th street and I-5 in Seattle. This project is anticipated to be financed with a USDOT federal loan through the Build America Bureau. When the loan is executed, a total of \$117,675,545 in federal loan disbursements will be available 2023-2026. This is a multiyear project and the programming reflects the funds available within the span of the regional TIP.

Funding

Phase	Start Date	Federal Fund Code	Federal Funds		Local Funds	Total
			State Fund Code	State Funds		
CN	2024	5307		3,619,350	0	6,787,350
<b>Project Totals</b>				<b>3,619,350</b>	<b>0</b>	<b>6,787,350</b>

Expenditure Schedule

Phase	1st	2nd	3rd	4th	5th & 6th
ALL	6,787,350	0	0	0	0
<b>Totals</b>	<b>6,787,350</b>	<b>0</b>	<b>0</b>	<b>0</b>	<b>0</b>

Washington State S. T. I. P.

2024 to 2027

(Project Funds to Nearest Dollar)

MPO/RTPO: PSRC

Y Inside

N Outside

November 17, 2023

County:

Agency: Sound Transit

Func Cls	Project Number	PIN	STIP ID	Imp Type	Total Project Length	Environmental Type	RW Required	Begin Termini	End Termini	Total Est. Cost of Project	STIP Amend. No.
00			RTA-117	23	0.000	EIS	Yes	N/A	N/A	1,649,024,237	

Operations and Maintenance Facility South

This TIP project includes planning-phase work for a light rail maintenance facility, OMF-South, to add storage and maintenance capacity in support of the expansion of light rail on the Federal Way to Tacoma corridor. This is a multiyear project and the funding programmed reflects the funds within the span of the TIP.

Funding

Phase	Start Date	Federal Fund Code	Federal Funds	State Fund Code	State Funds	Local Funds	Total
PE	2024	5307	4,921,978		0	47,354,006	52,275,984
PE	2025		0		0	27,747,974	27,747,974
PE	2026		0		0	28,354,902	28,354,902
RW	2024		0		0	68,111,923	68,111,923
CN	2024		0		0	6,071,157	6,071,157
CN	2025		0		0	1,507,630	1,507,630
CN	2026		0		0	117,573,439	117,573,439
<b>Project Totals</b>			<b>4,921,978</b>		<b>0</b>	<b>296,721,031</b>	<b>301,643,009</b>

Expenditure Schedule

Phase	1st	2nd	3rd	4th	5th & 6th
ALL	126,459,064	29,255,604	145,928,341	0	0
<b>Totals</b>	<b>126,459,064</b>	<b>29,255,604</b>	<b>145,928,341</b>	<b>0</b>	<b>0</b>

Washington State S. T. I. P.

2024 to 2027

(Project Funds to Nearest Dollar)

MPO/RTPO: PSRC

Y Inside

N Outside

November 17, 2023

County:

Agency: Sound Transit

Func Cls	Project Number	PIN	STIP ID	Imp Type	Total Project Length	Environmental Type	RW Required	Begin Termini	End Termini	Total Est. Cost of Project	STIP Amend. No.
00			RTA-88	23	0.000	DCE	Yes	N/A	N/A	79,100,000	

Puyallup Station Improvements

This project includes approximately 670 new parking stalls, along with sidewalk and bicycle improvements, pedestrian lighting and a pedestrian bridge from the garage over 5th Street NW to the Sounder Station platform. FHWA CARSII funds will be used for conduit and crossing gate enhancements at railroad crossings at 7th Street NW and 5th Street NW. This project is anticipated to be financed with a USDOT federal loan through the Build America Bureau. When the loan is executed, a total of \$74,228,500 in federal loan disbursements will be available 2023-2027.

**Funding**

Phase	Start Date	Federal Fund Code	Federal Funds	State Fund Code	State Funds	Local Funds	Total
CN	2024		0		0	942,000	942,000
<b>Project Totals</b>			<b>0</b>		<b>0</b>	<b>942,000</b>	<b>942,000</b>

**Expenditure Schedule**

Phase	1st	2nd	3rd	4th	5th & 6th
ALL	942,000	0	0	0	0
<b>Totals</b>	<b>942,000</b>	<b>0</b>	<b>0</b>	<b>0</b>	<b>0</b>

Washington State S. T. I. P.

2024 to 2027

(Project Funds to Nearest Dollar)

MPO/RTPO: PSRC

Y Inside

N Outside

November 17, 2023

County:

Agency: Sound Transit

Func Cls	Project Number	PIN	STIP ID	Imp Type	Total Project Length	Environmental Type	RW Required	Begin Termini	End Termini	Total Est. Cost of Project	STIP Amend. No.
00			RTA-106	23	0.000	CE	No	N/A	N/A	275,096,000	

Regional Express Bus Program (2023-2024)

This bucket project will include the purchase of replacement buses and the performance of preventive maintenance services - including possible midlife overhauls - for ST's express bus program serving Snohomish, King, and Pierce Counties. The funds will be used to maintain a fleet of approximately 315 buses in a state of good repair and upkeep of bus related facilities to preserve and extend functionality and serviceability of these assets. The 2023-2024 FTA 5337 HIMB funds will pay for preventive maintenance work. The 2023-2024 FTA 5339 and 5307 Preservation funds will procure replacement buses to replace buses that have reached the end of their useful life. The 2023-2024 funds represent approximately 6% of the of the overall project budget.

**Funding**

Phase	Start Date	Federal Fund Code	Federal Funds	State Fund Code	State Funds	Local Funds	Total
CN	2024	5307	4,082,066		0	248,761,861	252,843,927
CN	2024	5337	19,330,597		0	0	19,330,597
CN	2024	5339	2,921,476		0	0	2,921,476
<b>Project Totals</b>			<b>26,334,139</b>		<b>0</b>	<b>248,761,861</b>	<b>275,096,000</b>

**Expenditure Schedule**

Phase	1st	2nd	3rd	4th	5th & 6th
ALL	275,096,000	0	0	0	0
<b>Totals</b>	<b>275,096,000</b>	<b>0</b>	<b>0</b>	<b>0</b>	<b>0</b>

Washington State S. T. I. P.

2024 to 2027

(Project Funds to Nearest Dollar)

MPO/RTPO: PSRC

Y Inside

N Outside

November 17, 2023

County:

Agency: Sound Transit

Func Cls	Project Number	PIN	STIP ID	Imp Type	Total Project Length	Environmental Type	RW Required	Begin Termini	End Termini	Total Est. Cost of Project	STIP Amend. No.
00			RTA-107	23	0.000	CE	No	N/A	N/A	248,010,000	

Sounder and Link State of Good Repair (2023-2024)

This is a TIP bucket project providing state of good repair/preventative maintenance for Sounder commuter rail and Link light rail rolling stock and related rail facilities to extend the life and ensure continued performance of these assets. Sounder includes a current active fleet of 81 locomotives and cab/coach cars and Link light rail active fleet currently includes 65 vehicles. The project includes FTA 5337 HIFG funds (approx 10% of the overall project budget) to be expended over the span of FFY's 2023-2024 and will provide for labor and fringe costs incurred for engineering maintenance of vehicles, transit way, related structures and supporting maintenance facilities, as well as administrative support of these activities.

**Funding**

Phase	Start Date	Federal Fund Code	Federal Funds	State Fund Code	State Funds	Local Funds	Total
CN	2024	5307	3,791,936		0	195,317,203	199,109,139
CN	2024	5337	48,900,861		0	0	48,900,861
<b>Project Totals</b>			<b>52,692,797</b>		<b>0</b>	<b>195,317,203</b>	<b>248,010,000</b>

**Expenditure Schedule**

Phase	1st	2nd	3rd	4th	5th & 6th
ALL	248,010,000	0	0	0	0
<b>Totals</b>	<b>248,010,000</b>	<b>0</b>	<b>0</b>	<b>0</b>	<b>0</b>

Washington State S. T. I. P.

2024 to 2027

(Project Funds to Nearest Dollar)

MPO/RTPO: PSRC

Y Inside

N Outside

November 17, 2023

County:

Agency: Sound Transit

Func Cls	Project Number	PIN	STIP ID	Imp Type	Total Project Length	Environmental Type	RW Required	Begin Termini	End Termini	Total Est. Cost of Project	STIP Amend. No.
00			RTA-103	23	0.000	DCE	Yes	NE 145th St/I-5	Woodinville	651,101,087	

SR 522/NE 145th St BRT

Design/ construct a Bus Rapid Transit (BRT) system from the south Shoreline light rail station at I-5 along the SR 522 corridor to UW Bothell with connecting service at lower frequencies to Woodinville, to include new and upgraded transit centers, new park-and ride capacity, and access improvements to the stations. 5339(b) funds will be used to purchase high capacity transit buses. 5307 funds will be used to purchase 6 buses. This is a multi-year project and the programming reflects the funds available within the span of the current TIP.

**Funding**

Phase	Start Date	Federal Fund Code	Federal Funds	State Fund Code	State Funds	Local Funds	Total
PE	2024		0		0	5,687,000	5,687,000
RW	2024		0		0	16,002,000	16,002,000
CN	2024	5307	727,310		0	21,644,000	22,371,310
CN	2024	5339(c)	5,949,000		0	0	5,949,000
CN	2025	5339(c)	3,315,000		0	18,785,000	22,100,000
CN	2026		0		0	5,900,000	5,900,000
<b>Project Totals</b>			<b>9,991,310</b>		<b>0</b>	<b>68,018,000</b>	<b>78,009,310</b>

**Expenditure Schedule**

Phase	1st	2nd	3rd	4th	5th & 6th
ALL	50,009,310	22,100,000	5,900,000	0	0
<b>Totals</b>	<b>50,009,310</b>	<b>22,100,000</b>	<b>5,900,000</b>	<b>0</b>	<b>0</b>

Washington State S. T. I. P.

2024 to 2027

(Project Funds to Nearest Dollar)

MPO/RTPO: PSRC

Y Inside

N Outside

November 17, 2023

County:

Agency: Sound Transit

Func Cls	Project Number	PIN	STIP ID	Imp Type	Total Project Length	Environmental Type	RW Required	Begin Termini	End Termini	Total Est. Cost of Project	STIP Amend. No.
00			RTA-98	23	0.000	EIS	Yes	Federal Way Transit Center	Tacoma Dome	6,168,064,787	

Tacoma Dome Link Extension

This project extends light rail 9.7 miles from the Federal Way Transit Center to Tacoma, primarily along the I-5 corridor, and includes four new stations in south Federal Way, Fife, and two in Tacoma (one near E Portland Avenue and one near the Tacoma Dome Station). This is a multiyear project and the funding programmed reflects the funds within the span of the TIP.

Funding

Phase	Start Date	Federal Fund Code	Federal Funds		State Fund Code	State Funds	Local Funds	Total
			Federal	Fund Code				
PE	2024	5307		4,921,979		0	46,491,148	51,413,127
PE	2025			0		0	7,584,396	7,584,396
PE	2026			0		0	85,983,295	85,983,295
RW	2024			0		0	64,527,451	64,527,451
RW	2025			0		0	7,521,062	7,521,062
RW	2026			0		0	31,145,317	31,145,317
CN	2024			0		0	54,721,917	54,721,917
CN	2025			0		0	4,556,192	4,556,192
CN	2026			0		0	22,291,676	22,291,676
<b>Project Totals</b>				<b>4,921,979</b>		<b>0</b>	<b>324,822,454</b>	<b>329,744,433</b>

Expenditure Schedule

Phase	1st	2nd	3rd	4th	5th & 6th
ALL	170,662,495	19,661,650	139,420,288	0	0
<b>Totals</b>	<b>170,662,495</b>	<b>19,661,650</b>	<b>139,420,288</b>	<b>0</b>	<b>0</b>

Washington State S. T. I. P.

2024 to 2027

(Project Funds to Nearest Dollar)

MPO/RTPO: PSRC

Y Inside

N Outside

November 17, 2023

County:

Agency: Sound Transit

Func Cls	Project Number	PIN	STIP ID	Imp Type	Total Project Length	Environmental Type	RW Required	Begin Termini	End Termini	Total Est. Cost of Project	STIP Amend. No.
00			RTA-110	23	0.000	EIS	Yes	Various	Various	6,784,300,000	

West Seattle and Ballard Link Extensions

Extension of light rail approximately 4.7 miles from Downtown Seattle to the Alaska Junction neighborhood of West Seattle via elevated and at-grade alignment and approximately 5.4 miles from Downtown Seattle to Ballard via elevated guideway and tunnel. Includes an at-grade station (Stadium) and elevated stations in SODO, Delridge, Avalon, Alaska Junction, Ballard, Smith Cove, and Interbay and underground (tunnel) stations at Seattle Center and South Lake Union. This is a multi-year project and the programming reflects the funds available within the span of the regional TIP.

Funding

Phase	Start Date	Federal Funds		State Funds		Local Funds	Total
		Federal	Fund Code	State Fund Code	State Funds		
PE	2024				0	20,402,000	20,402,000
RW	2024				0	1,000,000	1,000,000
CN	2024				0	17,043,000	17,043,000
<b>Project Totals</b>					<b>0</b>	<b>38,445,000</b>	<b>38,445,000</b>

Expenditure Schedule

Phase	1st	2nd	3rd	4th	5th & 6th
ALL	38,445,000	0	0	0	0
<b>Totals</b>	<b>38,445,000</b>	<b>0</b>	<b>0</b>	<b>0</b>	<b>0</b>

Agency Totals for Sound Transit	Federal Funds		State Funds	Local Funds	Total
	276,608,960		0	2,082,388,460	2,358,997,420



Washington State S. T. I. P.

2024 to 2027

(Project Funds to Nearest Dollar)

MPO/RTPO: PSRC

Y Inside

N Outside

November 17, 2023

County: Snohomish

Agency: Stanwood

Func Cls	Project Number	PIN	STIP ID	Imp Type	Total Project Length	Environmental Type	RW Required	Begin Termini	End Termini	Total Est. Cost of Project	STIP Amend. No.
05	9308(001)		STN-12	01	0.040	CE	Yes	200 ft east of 92nd Ave NW	92nd Ave NW	1,500,000	

Viking Way Phase 2

This project will construct a new roadway (Viking Way) from the existing terminus approximately 200 feet east of 92nd Avenue NW to 92nd Avenue NW. This new roadway will include curb, gutter, planter strips, street lighting and sidewalks on both sides, landscaping, and underground utilities.

Funding

Phase	Start Date	Federal Fund Code	Federal Funds	State Fund Code	State Funds	Local Funds	Total
CN	2024	STBG(US)	865,000		0	135,000	1,000,000
<b>Project Totals</b>			<b>865,000</b>		<b>0</b>	<b>135,000</b>	<b>1,000,000</b>

Expenditure Schedule

Phase	1st	2nd	3rd	4th	5th & 6th
ALL	865,000	0	0	0	0
<b>Totals</b>	<b>865,000</b>	<b>0</b>	<b>0</b>	<b>0</b>	<b>0</b>

	Federal Funds	State Funds	Local Funds	Total
<b>Agency Totals for Stanwood</b>	<b>865,000</b>	<b>0</b>	<b>135,000</b>	<b>1,000,000</b>

Washington State S. T. I. P.

2024 to 2027

(Project Funds to Nearest Dollar)

MPO/RTPO: PSRC

Y Inside

N Outside

November 17, 2023

County: Pierce

Agency: Steilacoom

Func Cls	Project Number	PIN	STIP ID	Imp Type	Total Project Length	Environmental Type	RW Required	Begin Termini	End Termini	Total Est. Cost of Project	STIP Amend. No.
04			STE-13	05	0.550	CE	No	Lexington St.	Steilacoom Blvd.	571,000	

Rigney Rd. Preservation Project  
Grind and overlay roadway.

**Funding**

Phase	Start Date	Federal	Fund Code	Federal Funds		State Funds		Local Funds	Total
				Fund Code	Amount	State Fund Code	Amount		
PE	2024				0		0	50,000	50,000
CN	2025		STBG(UL)		385,540		0	135,460	521,000
<b>Project Totals</b>					<b>385,540</b>		<b>0</b>	<b>185,460</b>	<b>571,000</b>

**Expenditure Schedule**

Phase	1st	2nd	3rd	4th	5th & 6th
ALL	50,000	521,000	0	0	0
<b>Totals</b>	<b>50,000</b>	<b>521,000</b>	<b>0</b>	<b>0</b>	<b>0</b>

	Federal Funds	State Funds	Local Funds	Total
<b>Agency Totals for Steilacoom</b>	<b>385,540</b>	<b>0</b>	<b>185,460</b>	<b>571,000</b>

Washington State S. T. I. P.

2024 to 2027

(Project Funds to Nearest Dollar)

MPO/RTPO: PSRC

Y Inside

N Outside

November 17, 2023

County: Snohomish

Agency: Sultan

Func Cls	Project Number	PIN	STIP ID	Imp Type	Total Project Length	Environmental Type	RW Required	Begin Termini	End Termini	Total Est. Cost of Project	STIP Amend. No.
03	0002(876)		SUL-10	04	0.000	DCE	Yes	300 feet west of US 2/Main St	300 feet east of US 2/Main St	3,375,000	

US-2 / Main Street Roundabout

Construct two-lane roundabout. The roundabout will include ADA-compliant pedestrian crossings of US-2 and Main Street that include RRFBs, and will include multi-use paths around its perimeter.

Funding

Phase	Start Date	Federal Fund Code	Federal Funds		State Fund Code	State Funds	Local Funds	Total
			Federal	Fund Code				
RW	2024	STBG(US)		480,000		0	120,000	600,000
<b>Project Totals</b>				<b>480,000</b>		<b>0</b>	<b>120,000</b>	<b>600,000</b>

Expenditure Schedule

Phase	1st	2nd	3rd	4th	5th & 6th
ALL	600,000	0	0	0	0
<b>Totals</b>	<b>600,000</b>	<b>0</b>	<b>0</b>	<b>0</b>	<b>0</b>

Washington State S. T. I. P.

2024 to 2027

(Project Funds to Nearest Dollar)

MPO/RTPO: PSRC

Y Inside

N Outside

November 17, 2023

County: Snohomish

Agency: Sultan

Func Cls	Project Number	PIN	STIP ID	Imp Type	Total Project Length	Environmental Type	RW Required	Begin Termini	End Termini	Total Est. Cost of Project	STIP Amend. No.
03			SUL-11	28	0.750	DCE	No	MP 22.5	MP 23.25	1,113,000	

US-2 Route Corridor Trail Phase One

This project will construct a hard-surface multiuse path at least 10 feet in width along US-2, connecting the Sultan River Pedestrian/Bicycle Bridge to the existing pedestrian facilities located near Main Street.

**Funding**

Phase	Start Date	Federal	Fund Code	Federal Funds	State Fund Code	State Funds	Local Funds	Total
PE	2025		CMAQ	140,000		0	19,000	159,000
CN	2026		CMAQ	840,000		0	114,000	954,000
<b>Project Totals</b>				<b>980,000</b>		<b>0</b>	<b>133,000</b>	<b>1,113,000</b>

**Expenditure Schedule**

Phase	1st	2nd	3rd	4th	5th & 6th
ALL	0	159,000	954,000	0	0
<b>Totals</b>	<b>0</b>	<b>159,000</b>	<b>954,000</b>	<b>0</b>	<b>0</b>

	Federal Funds	State Funds	Local Funds	Total
<b>Agency Totals for Sultan</b>	<b>1,460,000</b>	<b>0</b>	<b>253,000</b>	<b>1,713,000</b>

Washington State S. T. I. P.

2024 to 2027

(Project Funds to Nearest Dollar)

MPO/RTPO: PSRC

Y Inside

N Outside

November 17, 2023

County: Pierce

Agency: Sumner

Func Cls	Project Number	PIN	STIP ID	Imp Type	Total Project Length	Environmental Type	RW Required	Begin Termini	End Termini	Total Est. Cost of Project	STIP Amend. No.
03	3290(011)	WA355	SUM-16	08	0.200	DCE	Yes	Butte Avenue E	140th Ave Ct E	35,083,010	

Stewart Road Corridor Completion: White River Bridge

This project replaces the existing two lane bridge over the White River at Stewart Road. The existing bridge will be removed. The new bridge will accommodate four lanes of traffic and a separated shared use path on the north side of the roadway. Adjacent intersections at Butte Avenue and 140th Street Court East will be modified to accommodate the new roadway grade and lane configurations.

Funding

Phase	Start Date	Federal Fund Code	Federal Funds		State Fund Code	State Funds	Local Funds	Total
			Federal	Funds				
CN	2024	DEMO		2,800,000		0	0	2,800,000
CN	2024	NHFP		7,000,000	Freight Mobility	3,000,000	0	10,000,000
CN	2024	STBG(UL)		4,847,380		0	5,973,006	10,820,386
<b>Project Totals</b>				<b>14,647,380</b>		<b>3,000,000</b>	<b>5,973,006</b>	<b>23,620,386</b>

Expenditure Schedule

Phase	1st	2nd	3rd	4th	5th & 6th
ALL	23,620,386	0	0	0	0
<b>Totals</b>	<b>23,620,386</b>	<b>0</b>	<b>0</b>	<b>0</b>	<b>0</b>

Washington State S. T. I. P.

2024 to 2027

(Project Funds to Nearest Dollar)

MPO/RTPO: PSRC

Y Inside

N Outside

November 17, 2023

County: Pierce

Agency: Sumner

Func Cls	Project Number	PIN	STIP ID	Imp Type	Total Project Length	Environmental Type	RW Required	Begin Termini	End Termini	Total Est. Cost of Project	STIP Amend. No.
03			SUM-27	24	1.000	DCE	No	W Valley Hwy E - SR 167/Stewart Road Interchange	Future signal at Golf Course Entrance west of East Valley Highway	3,495,285	

Stewart Road ITS Corridor Improvements

Add/replace/upgrade interconnect conduit/cabling and associated signal hardware for the purpose of coordinating traffic signals and devices within the project area as needed. There are seven existing traffic signals, one existing railroad crossing signal, and one planned signal (development-driven) in the project area. Project includes upgraded hardware at each intersection as needed and a corridor timing design. Project may include ADA improvements and other improvements to complete coordination upgrades.

Funding

Phase	Start Date	Federal	Fund Code	Federal Funds	State Fund Code	State Funds	Local Funds	Total
PE	2025		CMAQ	402,289		0	92,996	495,285
<b>Project Totals</b>				<b>402,289</b>		<b>0</b>	<b>92,996</b>	<b>495,285</b>

Expenditure Schedule

Phase	1st	2nd	3rd	4th	5th & 6th
ALL	0	495,285	0	0	0
<b>Totals</b>	<b>0</b>	<b>495,285</b>	<b>0</b>	<b>0</b>	<b>0</b>

Washington State S. T. I. P.

2024 to 2027

(Project Funds to Nearest Dollar)

MPO/RTPO: PSRC

Y Inside

N Outside

November 17, 2023

County: Pierce

Agency: Sumner

Func Cls	Project Number	PIN	STIP ID	Imp Type	Total Project Length	Environmental Type	RW Required	Begin Termini	End Termini	Total Est. Cost of Project	STIP Amend. No.
04	000S(668)		SUM-28	21	0.000	DCE	No	N/A	N/A	903,000	

Systemic Horizontal Curve and Roadway Departure Safety Improvements

Install static and/or dynamic curve warning signs, speed feedback signs, centerline and edge lie profiled striping, rumble strips, reflective markers on-pavement as appropriate to delineate roadside objects, channelization, guardrail/roadway shouldering, and street lighting.

**Funding**

Phase	Start Date	Federal	Fund Code	Federal Funds	State Fund Code	State Funds	Local Funds	Total
CN	2024		HSIP	613,000		0	0	613,000
<b>Project Totals</b>				<b>613,000</b>		<b>0</b>	<b>0</b>	<b>613,000</b>

**Expenditure Schedule**

Phase	1st	2nd	3rd	4th	5th & 6th
ALL	613,000	0	0	0	0
<b>Totals</b>	<b>613,000</b>	<b>0</b>	<b>0</b>	<b>0</b>	<b>0</b>

Washington State S. T. I. P.

2024 to 2027

(Project Funds to Nearest Dollar)

MPO/RTPO: PSRC

Y Inside

N Outside

November 17, 2023

County: Pierce

Agency: Sumner

Func Cls	Project Number	PIN	STIP ID	Imp Type	Total Project Length	Environmental Type	RW Required	Begin Termini	End Termini	Total Est. Cost of Project	STIP Amend. No.
04			SUM-26	05	0.280	CE	No	SR 410	Meade McCumber Rd E	866,380	

Valley Ave Overlay - Sumner City Limits to Meade McCumber Rd E

This project will grind and overlay Valley Avenue from the Sumner City Limits (just north of the interchange with SR 410) to Meade McCumber Rd E. The project will grind existing asphalt surface, repair failing pavement/subgrade, overlay the roadway, repair any damaged curbing, complete work to conform to current ADA requirements, restore pavement markings, and complete associated utility work as applicable. The current roadway section consists of 2-3 motorized lanes, dual bike lanes, on-street parking, curb, gutter, and sidewalk.

**Funding**

Phase	Start Date	Federal	Fund Code	Federal Funds	State Fund Code	State Funds	Local Funds	Total
PE	2025		STBG(UL)	89,930		0	14,040	103,970
CN	2026		STBG(UL)	659,480		0	102,930	762,410
<b>Project Totals</b>				<b>749,410</b>		<b>0</b>	<b>116,970</b>	<b>866,380</b>

**Expenditure Schedule**

Phase	1st	2nd	3rd	4th	5th & 6th
ALL	0	103,970	762,410	0	0
<b>Totals</b>	<b>0</b>	<b>103,970</b>	<b>762,410</b>	<b>0</b>	<b>0</b>

	Federal Funds	State Funds	Local Funds	Total
<b>Agency Totals for Sumner</b>	<b>16,412,079</b>	<b>3,000,000</b>	<b>6,182,972</b>	<b>25,595,051</b>



Washington State S. T. I. P.

2024 to 2027

(Project Funds to Nearest Dollar)

MPO/RTPO: PSRC

Y Inside

N Outside

November 17, 2023

County: Pierce

Agency: Tacoma

Func Cls	Project Number	PIN	STIP ID	Imp Type	Total Project Length	Environmental Type	RW Required	Begin Termini	End Termini	Total Est. Cost of Project	STIP Amend. No.
05	3234(002)		TAC-148	14	0.100	CE	Yes	Pacific Avenue	East B Street	8,220,000	

34th Street Deck Repair & Seismic Retrofit

Preventative maintenance on the 34th Street bridge including replacement of the seismically vulnerable rocker bearings supporting the structure, correction of sidewalk deficiencies, installation column fiber wrapping, and addition a structural steel handrail as well as a guardrail.

**Funding**

Phase	Start Date	Federal	Fund Code	Federal Funds		State Fund Code	State Funds	Local Funds	Total
RW	2024		BR	50,000			0	0	50,000
CN	2025		BR	6,173,658			0	1,000,000	7,173,658
<b>Project Totals</b>				<b>6,223,658</b>			<b>0</b>	<b>1,000,000</b>	<b>7,223,658</b>

**Expenditure Schedule**

Phase	1st	2nd	3rd	4th	5th & 6th
ALL	50,000	7,173,658	0	0	0
<b>Totals</b>	<b>50,000</b>	<b>7,173,658</b>	<b>0</b>	<b>0</b>	<b>0</b>

Washington State S. T. I. P.

2024 to 2027

(Project Funds to Nearest Dollar)

MPO/RTPO: PSRC

Y Inside

N Outside

November 17, 2023

County: Pierce

Agency: Tacoma

Func Cls	Project Number	PIN	STIP ID	Imp Type	Total Project Length	Environmental Type	RW Required	Begin Termini	End Termini	Total Est. Cost of Project	STIP Amend. No.
04	3278(003)		TAC-125	04	3.500	DCE	Yes	Jackson Street	Grant Avenue	3,423,924	

6th Avenue Pedestrian Crossing Safety Improvements

Upgrade existing traffic signal heads and signal phasing, install accessible pedestrian countdown signals and pushbuttons, and adjust traffic signal timing, communication, and coordination as needed. Install curb bulbs and pedestrian median islands and upgrade to pedestrian-actuated rectangular rapid flashing beacons.

**Funding**

Phase	Start Date	Federal Fund Code	Federal Funds		State Funds	Local Funds	Total
			Federal Funds	State Fund Code			
CN	2024	HSIP	2,234,400		0	359,400	2,593,800
<b>Project Totals</b>			<b>2,234,400</b>		<b>0</b>	<b>359,400</b>	<b>2,593,800</b>

**Expenditure Schedule**

Phase	1st	2nd	3rd	4th	5th & 6th
ALL	2,593,800	0	0	0	0
<b>Totals</b>	<b>2,593,800</b>	<b>0</b>	<b>0</b>	<b>0</b>	<b>0</b>

Washington State S. T. I. P.

2024 to 2027

(Project Funds to Nearest Dollar)

MPO/RTPO: PSRC

Y Inside

N Outside

November 17, 2023

County: Pierce

Agency: Tacoma

Func Cls	Project Number	PIN	STIP ID	Imp Type	Total Project Length	Environmental Type	RW Required	Begin Termini	End Termini	Total Est. Cost of Project	STIP Amend. No.
05			TAC-150	21	0.000	CE	Yes	Yakima Avenue S	S 84th Street	1,569,658	

Baker Middle School SRTS

Curb extension/bulb-outs, new marked crosswalk, crossing advance stop bars, green pavement/bicycle intersection crossing markings, rectangular rapid flashing beacon (RRFB), hybrid beacon (HAWK), speed humps, school/playground flashing speed beacon and signage, ADA curb ramps, bicycle boulevard conversion, bicycle wayfinding signs/markings, green pavement markings, protected bike lane, sidewalk with curb and buffer, sidewalk with curb, SRTS walk/bike to school events, SRTS encouragement activities, and SRTS safety education classes.

**Funding**

Phase	Start Date	Federal Fund Code	Federal Funds		State Fund Code	State Funds	Local Funds	Total
			Federal	Fund Code				
PE	2024	SRTS		147,566		0	6,000	153,566
RW	2025	SRTS		57,000		0	3,000	60,000
CN	2025	SRTS		1,244,376		0	90,000	1,334,376
CN	2026	SRTS		20,716		0	1,000	21,716
<b>Project Totals</b>				<b>1,469,658</b>		<b>0</b>	<b>100,000</b>	<b>1,569,658</b>

**Expenditure Schedule**

Phase	1st	2nd	3rd	4th	5th & 6th
ALL	153,566	1,394,376	21,716	0	0
<b>Totals</b>	<b>153,566</b>	<b>1,394,376</b>	<b>21,716</b>	<b>0</b>	<b>0</b>

Washington State S. T. I. P.

2024 to 2027

(Project Funds to Nearest Dollar)

MPO/RTPO: PSRC

Y Inside

N Outside

November 17, 2023

County: Pierce

Agency: Tacoma

Func Cls	Project Number	PIN	STIP ID	Imp Type	Total Project Length	Environmental Type	RW Required	Begin Termini	End Termini	Total Est. Cost of Project	STIP Amend. No.
03	3133(011)		TAC-129	06	0.500	DCE	No	East 64th Street	East 72nd Street	1,039,526	

E Portland Ave (64-72) Overlay

The East Portland Avenue project will carry out a grind & overlay of this principal arterial from the intersection at E 64th St to the Intersection at E 72nd St with channelization potentially extending beyond each intersection as needed. This is necessary maintenance and will extend the pavement life cycle and preserve the roadway, serving general, transit, and freight traffic for years to come. Sidewalks currently exist on both sides of Portland Ave to facilitate non-motorized use and this project will allow the City to improve accessibility and pedestrian crossings to meet the needs of all users and ADA compliance. Further coordination and outreach regarding the potential addition of bike facilities via channelization as a part of this project (for its extents) will take place to ensure all stakeholders are involved, but the City's Transportation Master Plan currently calls for bike lanes to be installed along the entirety of the East Portland Avenue corridor.

**Funding**

Phase	Start Date	Federal Fund Code	Federal Funds		State Fund Code	State Funds	Local Funds	Total
CN	2025	STBG(UL)		750,000		0	176,645	926,645
<b>Project Totals</b>				<b>750,000</b>		<b>0</b>	<b>176,645</b>	<b>926,645</b>

**Expenditure Schedule**

Phase	1st	2nd	3rd	4th	5th & 6th
ALL	0	926,645	0	0	0
<b>Totals</b>	<b>0</b>	<b>926,645</b>	<b>0</b>	<b>0</b>	<b>0</b>

Washington State S. T. I. P.

2024 to 2027

(Project Funds to Nearest Dollar)

MPO/RTPO: PSRC

Y Inside

N Outside

November 17, 2023

County: Pierce

Agency: Tacoma

Func Cls	Project Number	PIN	STIP ID	Imp Type	Total Project Length	Environmental Type	RW Required	Begin Termini	End Termini	Total Est. Cost of Project	STIP Amend. No.
03	3133(010)		TAC-140	06	0.500	DCE	Yes	East 56th Street	East 64th Street	1,195,000	

E Portland Ave (E 56th St - E 64th St)

Grind the outer lanes of E Portland Ave at the gutter line and overlay the street with 2' of HMA. Upgrade curb ramps as needed to meet ADA. Signal improvements as needed at E 56th St and at E 64th St.

Funding

Phase	Start Date	Federal	Fund Code	Federal Funds	State Fund Code	State Funds	Local Funds	Total
CN	2024		NHPP	1,040,000		0	0	1,040,000
<b>Project Totals</b>				<b>1,040,000</b>		<b>0</b>	<b>0</b>	<b>1,040,000</b>

Expenditure Schedule

Phase	1st	2nd	3rd	4th	5th & 6th
ALL	1,040,000	0	0	0	0
<b>Totals</b>	<b>1,040,000</b>	<b>0</b>	<b>0</b>	<b>0</b>	<b>0</b>

Washington State S. T. I. P.

2024 to 2027

(Project Funds to Nearest Dollar)

MPO/RTPO: PSRC

Y Inside

N Outside

November 17, 2023

County: Pierce

Agency: Tacoma

Func Cls	Project Number	PIN	STIP ID	Imp Type	Total Project Length	Environmental Type	RW Required	Begin Termini	End Termini	Total Est. Cost of Project	STIP Amend. No.
04	3262(008)		TAC-146	14	0.080	CE	Yes	Mile Post 10.00	Intersecting Puyallup River	1,220,000	

East Lincoln Ave Bridge

This project is a seismic rehabilitation that will replace the seismically vulnerable rocker and pin bearings on the (bridge) structure.

**Funding**

Phase	Start Date	Federal	Fund Code	Federal Funds		State Funds		Local Funds	Total
						State Fund Code			
RW	2024		BR	50,000			0	0	50,000
CN	2025		BR	891,000			0	0	891,000
<b>Project Totals</b>				<b>941,000</b>			<b>0</b>	<b>0</b>	<b>941,000</b>

**Expenditure Schedule**

Phase	1st	2nd	3rd	4th	5th & 6th
ALL	50,000	891,000	0	0	0
<b>Totals</b>	<b>50,000</b>	<b>891,000</b>	<b>0</b>	<b>0</b>	<b>0</b>

Washington State S. T. I. P.

2024 to 2027

(Project Funds to Nearest Dollar)

MPO/RTPO: PSRC

Y Inside

N Outside

November 17, 2023

County: Pierce

Agency: Tacoma

Func Cls	Project Number	PIN	STIP ID	Imp Type	Total Project Length	Environmental Type	RW Required	Begin Termini	End Termini	Total Est. Cost of Project	STIP Amend. No.
04			TAC-143	04	1.700	DCE	Yes	E 38th Street	E 64th Street	1,884,124	

McKinley Ave ITS and Signal Coordination

This project will provide traffic signal communications and traffic signal coordination on McKinley Avenue between E 38th Street and E 64th Street. This requires work at the following McKinley Avenue intersections: E 38th Street, E 40th Street, E 48th Street, E 56th Street, and E 64th Street. The work necessary for this project to be successful requires upgrading traffic signal detection at 3 locations, replacing signal cabinets and controllers at four (4) locations, installing Accessible Pedestrian Signals at 3 locations, and installing fiber optic communications at networking equipment at all 5 intersections all of which includes the full reconstruction of the McKinley Avenue at E 56th Street traffic signal which includes curb ramps and sidewalk connections.

**Funding**

Phase	Start Date	Federal	Fund Code	Federal Funds		State Funds	Local Funds	Total
				Federal Funds	State Fund Code			
PE	2025		CMAQ	195,000		0	39,250	234,250
RW	2026		CMAQ	200,000		0	31,050	231,050
<b>Project Totals</b>				<b>395,000</b>		<b>0</b>	<b>70,300</b>	<b>465,300</b>

**Expenditure Schedule**

Phase	1st	2nd	3rd	4th	5th & 6th
ALL	0	234,250	231,050	0	0
<b>Totals</b>	<b>0</b>	<b>234,250</b>	<b>231,050</b>	<b>0</b>	<b>0</b>

Washington State S. T. I. P.

2024 to 2027

(Project Funds to Nearest Dollar)

MPO/RTPO: PSRC

Y Inside

N Outside

November 17, 2023

County: Pierce

Agency: Tacoma

Func Cls	Project Number	PIN	STIP ID	Imp Type	Total Project Length	Environmental Type	RW Required	Begin Termini	End Termini	Total Est. Cost of Project	STIP Amend. No.
00			TAC-144	23	0.000	CE	No	N/A	N/A	8,645,000	

On Track for the Future: Tacoma Rail Battery-Electric Switcher Locomotive Replacement

Replacement of one highly polluting, unregulated, 1965 diesel electric switcher locomotive with a zero-emission battery-electric switcher locomotive and installation of corresponding onsite charging infrastructure at Tacoma Rail's railyard. The unregulated locomotive will be scrapped.

Funding

Phase	Start Date	Federal	Fund Code	Federal Funds	State Fund Code	State Funds	Local Funds	Total
CN	2025		CMAQ	3,645,000		0	5,000,000	8,645,000
<b>Project Totals</b>				<b>3,645,000</b>		<b>0</b>	<b>5,000,000</b>	<b>8,645,000</b>

Expenditure Schedule

Phase	1st	2nd	3rd	4th	5th & 6th
ALL	0	8,645,000	0	0	0
<b>Totals</b>	<b>0</b>	<b>8,645,000</b>	<b>0</b>	<b>0</b>	<b>0</b>



Washington State S. T. I. P.

2024 to 2027

(Project Funds to Nearest Dollar)

MPO/RTPO: PSRC

Y Inside

N Outside

November 17, 2023

County: Pierce

Agency: Tacoma

Func Cls	Project Number	PIN	STIP ID	Imp Type	Total Project Length	Environmental Type	RW Required	Begin Termini	End Termini	Total Est. Cost of Project	STIP Amend. No.
03			TAC-145	28	0.540	DCE	No	S Grant Ave	S M Street	1,956,131	

S 11th St Earnest Brazill: Protected Bike Lane Couplet

This project will construct a west-bound protected bike lane and east-bound sharrows on S 11th St between S Grant Ave and S M St. On Earnest S Brazill, the project will construct an east-bound protected bike lane and west-bound between S Grant Ave and S M St.

**Funding**

Phase	Start Date	Federal	Fund Code	Federal Funds		State Fund Code	State Funds	Local Funds	Total
PE	2025		CMAQ		142,355		0	25,122	167,477
CN	2026		CMAQ		1,425,356		0	363,298	1,788,654
<b>Project Totals</b>					<b>1,567,711</b>		<b>0</b>	<b>388,420</b>	<b>1,956,131</b>

**Expenditure Schedule**

Phase	1st	2nd	3rd	4th	5th & 6th
ALL	0	167,477	1,788,654	0	0
<b>Totals</b>	<b>0</b>	<b>167,477</b>	<b>1,788,654</b>	<b>0</b>	<b>0</b>

Washington State S. T. I. P.

2024 to 2027

(Project Funds to Nearest Dollar)

MPO/RTPO: PSRC

Y Inside

N Outside

November 17, 2023

County: Pierce

Agency: Tacoma

Func Cls	Project Number	PIN	STIP ID	Imp Type	Total Project Length	Environmental Type	RW Required	Begin Termini	End Termini	Total Est. Cost of Project	STIP Amend. No.
05	3240(002)		TAC-149	28	1.350	CE	Yes	Hood St.	Scott Pierson Trail	1,780,000	

S 25th St Traffic Safety Enhancements

Install bicycle facilities including bike lanes, shared lane markings, parking protected bike lanes, bicycle wayfinding signage, green bike lane pavement markings, bike box, bike detection, and a shared use path, as well as install marked crosswalks, and curb ramps, and implement leading pedestrian intervals as needed at locations along S 25th Street approximately between the Scott Pierson Trail and Hood Street. Project includes associated ADA and utility work as needed.

**Funding**

Phase	Start Date	Federal Fund Code	Federal Funds	State Fund Code	State Funds	Local Funds	Total
RW	2024	HSIP	27,000		0	0	27,000
CN	2025	HSIP	1,542,000		0	0	1,542,000
<b>Project Totals</b>			<b>1,569,000</b>		<b>0</b>	<b>0</b>	<b>1,569,000</b>

**Expenditure Schedule**

Phase	1st	2nd	3rd	4th	5th & 6th
ALL	27,000	1,542,000	0	0	0
<b>Totals</b>	<b>27,000</b>	<b>1,542,000</b>	<b>0</b>	<b>0</b>	<b>0</b>

Washington State S. T. I. P.

2024 to 2027

(Project Funds to Nearest Dollar)

MPO/RTPO: PSRC

Y Inside

N Outside

November 17, 2023

County: Pierce

Agency: Tacoma

Func Cls	Project Number	PIN	STIP ID	Imp Type	Total Project Length	Environmental Type	RW Required	Begin Termini	End Termini	Total Est. Cost of Project	STIP Amend. No.
03	000S(595)		TAC-135	04	0.000	CE	No	Various	Various	1,639,473	

Signalization Installation: Lincoln Avenue and Port of Tacoma Road

Install active grade crossing signalization equipment on Lincoln Avenue, between Port of Tacoma Road and Thorne Road. The proposed project would add two cantilevered LED flashing light structures with shoulder mounted flashing LED lights, bell and gates to the crossing. Install active grade-crossing signalization equipment on the Port of Tacoma Road near Lincoln Avenue. The proposed project would add two cantilevered LED flashing light structures with shoulder mounted flashing LED lights and bells to the crossing. Both crossing will inter-tie into the existing traffic lights at the intersection of Lincoln Avenue and Port Road not feasible Note : Projects above includes associated ADA and utility work as needed.

Funding

Phase	Start Date	Federal Fund Code	Federal Funds	State Fund Code	State Funds	Local Funds	Total
CN	2024	HSIP	1,010,000		0	140,000	1,150,000
<b>Project Totals</b>			<b>1,010,000</b>		<b>0</b>	<b>140,000</b>	<b>1,150,000</b>

Expenditure Schedule

Phase	1st	2nd	3rd	4th	5th & 6th
ALL	1,150,000	0	0	0	0
<b>Totals</b>	<b>1,150,000</b>	<b>0</b>	<b>0</b>	<b>0</b>	<b>0</b>

Washington State S. T. I. P.

2024 to 2027

(Project Funds to Nearest Dollar)

MPO/RTPO: PSRC

Y Inside

N Outside

November 17, 2023

County: Pierce

Agency: Tacoma

Func Cls	Project Number	PIN	STIP ID	Imp Type	Total Project Length	Environmental Type	RW Required	Begin Termini	End Termini	Total Est. Cost of Project	STIP Amend. No.
03	3298(004)		TAC-136	14	0.330	CE	No	I-705	S. Stadium Way/Commerce St.	5,433,500	

Tacoma Spur Stadium NB/SB Ramp

Provide a modified concrete overlay, install railings to the top of the side barriers of each ramp, install a crash attenuator/cushion at the start of the NB ramp, replace expansion joints, and replace the approach slabs on the existing structure for the Tacoma Spur Stadium northbound and southbound ramps.

Funding

Phase	Start Date	Federal Fund Code	Federal Funds	State Fund Code	State Funds	Local Funds	Total
CN	2024	BR	4,552,550		0	0	4,552,550
<b>Project Totals</b>			<b>4,552,550</b>		<b>0</b>	<b>0</b>	<b>4,552,550</b>

Expenditure Schedule

Phase	1st	2nd	3rd	4th	5th & 6th
ALL	4,552,550	0	0	0	0
<b>Totals</b>	<b>4,552,550</b>	<b>0</b>	<b>0</b>	<b>0</b>	<b>0</b>

Washington State S. T. I. P.

2024 to 2027

(Project Funds to Nearest Dollar)

MPO/RTPO: PSRC

Y Inside

N Outside

November 17, 2023

County: Pierce

Agency: Tacoma

Func Cls	Project Number	PIN	STIP ID	Imp Type	Total Project Length	Environmental Type	RW Required	Begin Termini	End Termini	Total Est. Cost of Project	STIP Amend. No.
03			TAC-130	28	0.580	CE	Yes	S Sprague Ave	S M St	5,543,302	

Water Ditch Trail Phase IIIA

Water Ditch Trail Phase IIIA will construct a shared-use trail between S Sprague Ave and S M Street along South Tacoma Way that will be separated from vehicular traffic with vertical separation (curb) and a planter strip area. Accessible pedestrian signal push buttons will be installed at the signalized Wilkenson intersection. Roadway scale LED illumination and a permanent ped/bike counter will be installed. ADA improvements will be constructed that include driveway approaches, bus pads/illuminated shelters, and other intersection improvements. One eastbound vehicular travel lane on the adjacent South Tacoma Way will be eliminated to accommodate the introduction of the shared-use path on the north side of the roadway limits.

**Funding**

Phase	Start Date	Federal	Fund Code	Federal Funds	State Fund Code	State Funds	Local Funds	Total
CN	2024		CMAQ 2.5	2,273,631		0	2,371,405	4,645,036
<b>Project Totals</b>				<b>2,273,631</b>		<b>0</b>	<b>2,371,405</b>	<b>4,645,036</b>

**Expenditure Schedule**

Phase	1st	2nd	3rd	4th	5th & 6th
ALL	4,645,036	0	0	0	0
<b>Totals</b>	<b>4,645,036</b>	<b>0</b>	<b>0</b>	<b>0</b>	<b>0</b>

Washington State S. T. I. P.

2024 to 2027

(Project Funds to Nearest Dollar)

MPO/RTPO: PSRC

Y Inside

N Outside

November 17, 2023

County: Pierce

Agency: Tacoma

Func Cls	Project Number	PIN	STIP ID	Imp Type	Total Project Length	Environmental Type	RW Required	Begin Termini	End Termini	Total Est. Cost of Project	STIP Amend. No.
03			TAC-131	28	0.590	CE	Yes	S 35th St	S Sprague Ave	7,239,355	

Water Ditch Trail Phase IIIB

Water Ditch Trail Phase IIIB will reconstruct South Tacoma Way between S Pine St and S Sprague Ave including a grind and overlay, re-channelization between S Pine St and S 35th St, add a shared-use path on the north side and a sidewalk on the south side. The shared-use path will be separated from vehicular traffic with a vertical separation (curb) and a planter strip. Beacons and pedestrian islands will be installed at select unsignalized crossings. Roadway scale illumination will be installed. ADA improvements will be constructed that include driveway approaches, bus pads/illuminated shelters, and other intersection improvements. One eastbound vehicular travel lane on the adjacent South Tacoma Way will be eliminated to accommodate the introduction of the shared-use path on the north side of the roadway limits.

**Funding**

Phase	Start Date	Federal	Fund Code	Federal Funds	State Fund Code	State Funds	Local Funds	Total
CN	2024		STBG(UL)	3,316,860		0	1,597,521	4,914,381
<b>Project Totals</b>				<b>3,316,860</b>		<b>0</b>	<b>1,597,521</b>	<b>4,914,381</b>

**Expenditure Schedule**

Phase	1st	2nd	3rd	4th	5th & 6th
ALL	4,914,381	0	0	0	0
<b>Totals</b>	<b>4,914,381</b>	<b>0</b>	<b>0</b>	<b>0</b>	<b>0</b>

	Federal Funds	State Funds	Local Funds	Total
<b>Agency Totals for Tacoma</b>	<b>30,988,468</b>	<b>0</b>	<b>11,203,691</b>	<b>42,192,159</b>

Washington State S. T. I. P.

2024 to 2027

(Project Funds to Nearest Dollar)

MPO/RTPO: PSRC

Y Inside

N Outside

November 17, 2023

County: King

Agency: Tukwila

Func Cls	Project Number	PIN	STIP ID	Imp Type	Total Project Length	Environmental Type	RW Required	Begin Termini	End Termini	Total Est. Cost of Project	STIP Amend. No.
05	1037(004)		TUK-62	11	0.100	DCE	No	Interurban Ave S	Northern end of bridge	30,500,000	

42nd Ave S Bridge Replacement

Replace the existing 42nd Ave S steel truss bridge. The replacement will require preliminary engineer design, right-of-way, and construction phases. The new structure will meet current road and bridge design standards. The replacement structure configuration will be two through-lanes, possibly a turn pocket, and include sidewalks.

Funding

Phase	Start Date	Federal Fund Code	Federal Funds		State Fund Code	State Funds	Local Funds	Total
			Federal Funds	State Funds				
CN	2024	BR	12,000,000		MAW	15,900,000	0	27,900,000
<b>Project Totals</b>			<b>12,000,000</b>			<b>15,900,000</b>	<b>0</b>	<b>27,900,000</b>

Expenditure Schedule

Phase	1st	2nd	3rd	4th	5th & 6th
ALL	27,900,000	0	0	0	0
<b>Totals</b>	<b>27,900,000</b>	<b>0</b>	<b>0</b>	<b>0</b>	<b>0</b>

Washington State S. T. I. P.

2024 to 2027

(Project Funds to Nearest Dollar)

MPO/RTPO: PSRC

Y Inside

N Outside

November 17, 2023

County: King

Agency: Tukwila

Func Cls	Project Number	PIN	STIP ID	Imp Type	Total Project Length	Environmental Type	RW Required	Begin Termini	End Termini	Total Est. Cost of Project	STIP Amend. No.
05			TUK-65	28	0.060	DCE	No	51st Ave S	53rd Ave S	3,268,035	

South 144th Street Bridge Sidewalks

The project entails replacing approximately 320 feet of raised bridge deck on the S 144th street bridge with 6-foot-wide sidewalks, which will be separated from the traffic lanes by a crash tested barrier and a pedestrian railing. Sharrows will also be added to the traffic lanes for bicycle traffic.

**Funding**

Phase	Start Date	Federal	Fund Code	Federal Funds	State Fund Code	State Funds	Local Funds	Total
PE	2026		STBG(UL)	500,000		0	78,035	578,035
<b>Project Totals</b>				<b>500,000</b>		<b>0</b>	<b>78,035</b>	<b>578,035</b>

**Expenditure Schedule**

Phase	1st	2nd	3rd	4th	5th & 6th
ALL	0	0	578,035	0	0
<b>Totals</b>	<b>0</b>	<b>0</b>	<b>578,035</b>	<b>0</b>	<b>0</b>

	Federal Funds	State Funds	Local Funds	Total
<b>Agency Totals for Tukwila</b>	<b>12,500,000</b>	<b>15,900,000</b>	<b>78,035</b>	<b>28,478,035</b>



Washington State S. T. I. P.

2024 to 2027

(Project Funds to Nearest Dollar)

MPO/RTPO: PSRC

Y Inside

N Outside

November 17, 2023

County: Pierce

Agency: University Place

Func Cls	Project Number	PIN	STIP ID	Imp Type	Total Project Length	Environmental Type	RW Required	Begin Termini	End Termini	Total Est. Cost of Project	STIP Amend. No.
05			UVP-35	21	0.600	CE	Yes	Bridgeport Way	Grandview Drive	2,760,000	

35th Street Phase 2

The project will provide curb, gutter, sidewalk, landscaped buffer, bike lane, street lighting, pedestrian crossing signal, flashing beacons, curb extension/bulb out, contrasting pavement marking, pedestrian/bicycle amenities, and speed feedback signs. Pedestrian accessibility ramps and landings will be constructed at all intersections to conform to the current WSDOT design standards. The storm system will be replaced/modified as necessary. Retaining walls will be built where needed to accommodate pedestrian improvements.

Funding

Phase	Start Date	Federal Fund Code	Federal Funds	State Fund Code	State Funds	Local Funds	Total
CN	2024	STBG(UL)	2,125,000		0	375,000	2,500,000
<b>Project Totals</b>			<b>2,125,000</b>		<b>0</b>	<b>375,000</b>	<b>2,500,000</b>

Expenditure Schedule

Phase	1st	2nd	3rd	4th	5th & 6th
ALL	2,500,000	0	0	0	0
<b>Totals</b>	<b>2,500,000</b>	<b>0</b>	<b>0</b>	<b>0</b>	<b>0</b>

Washington State S. T. I. P.

2024 to 2027

(Project Funds to Nearest Dollar)

MPO/RTPO: PSRC

Y Inside

N Outside

November 17, 2023

County: Pierce

Agency: University Place

Func Cls	Project Number	PIN	STIP ID	Imp Type	Total Project Length	Environmental Type	RW Required	Begin Termini	End Termini	Total Est. Cost of Project	STIP Amend. No.
03			UVP-41	28	0.400	DCE	No	Drexler Dr W	67th Ave W	860,000	

40th Street

The project will provide curb, gutter, sidewalk, landscaped buffer, bike lane, street lighting, flashing pedestrian crossing beacons, contrasting pavement marking, and pedestrian/bicycle amenities. Pedestrian accessibility ramps and landings will be constructed at all intersections to conform to the current WSDOT design standards. This project will provide the final phase of improvements for 40th Avenue.

**Funding**

Phase	Start Date	Federal	Fund Code	Federal Funds		Local Funds	Total
				State Fund Code	State Funds		
PE	2025		STBG(UL)		146,665	0	200,000
CN	2026		STBG(UL)		561,000	0	660,000
<b>Project Totals</b>					<b>707,665</b>	<b>0</b>	<b>860,000</b>

**Expenditure Schedule**

Phase	1st	2nd	3rd	4th	5th & 6th
ALL	0	200,000	660,000	0	0
<b>Totals</b>	<b>0</b>	<b>200,000</b>	<b>660,000</b>	<b>0</b>	<b>0</b>

Washington State S. T. I. P.

2024 to 2027

(Project Funds to Nearest Dollar)

MPO/RTPO: PSRC

Y Inside

N Outside

November 17, 2023

County: Pierce

Agency: University Place

Func CIs	Project Number	PIN	STIP ID	Imp Type	Total Project Length	Environmental Type	RW Required	Begin Termini	End Termini	Total Est. Cost of Project	STIP Amend. No.
04	2957(010)		UVP-24	05	1.200	DCE	Yes	Regents Blvd	40th Street W	4,417,442	

67th Avenue Improvements Phase 1

The project will provide curb, gutters, landscaped pedestrian buffers, 6-foot sidewalks, 5-foot bicycle lanes, median islands, street lights, and asphalt overlay. The storm system will be replaced/modified as necessary, detention will be provided, and water quality will be provided for 150% of the new impervious surface. The intersections of Regents, 35th and 40th will be improved with upgraded signals, transit priority, video detection, audible pedestrian signals and updated ADA ramps. Connections will be provided to nearby residential, transit, recreation and commercial areas.

Funding

Phase	Start Date	Federal Fund Code	Federal Funds	State Fund Code	State Funds	Local Funds	Total
CN	2025	STBG(UL)	2,875,400		0	507,360	3,382,760
<b>Project Totals</b>			<b>2,875,400</b>		<b>0</b>	<b>507,360</b>	<b>3,382,760</b>

Expenditure Schedule

Phase	1st	2nd	3rd	4th	5th & 6th
ALL	0	3,382,760	0	0	0
<b>Totals</b>	<b>0</b>	<b>3,382,760</b>	<b>0</b>	<b>0</b>	<b>0</b>

Washington State S. T. I. P.

2024 to 2027

(Project Funds to Nearest Dollar)

MPO/RTPO: PSRC

Y Inside

N Outside

November 17, 2023

County: Pierce

Agency: University Place

Func Cls	Project Number	PIN	STIP ID	Imp Type	Total Project Length	Environmental Type	RW Required	Begin Termini	End Termini	Total Est. Cost of Project	STIP Amend. No.
04			UVP-38	28	0.490	DCE	No	44th Street W	Cirque Drive W	2,250,000	

67th Phase 3

The project will provide curb, gutters, landscaped pedestrian buffers, sidewalks, bicycle lanes, and streetlights. The signal at 67th and 44th will be upgraded with Audible pedestrian signals. Contrasting pavement markings, pedestrian/bicycle amenities, and speed feedback signs will also be provided. Pedestrian accessibility ramps and landings will be constructed at all intersections to conform to the current WSDOT design standards

Funding

Phase	Start Date	Federal Fund Code	Federal Funds		State Fund Code	State Funds	Local Funds	Total
			Federal Funds	State Funds				
PE	2025	STBG(UL)	297,500	0		0	52,500	350,000
<b>Project Totals</b>			<b>297,500</b>	<b>0</b>		<b>0</b>	<b>52,500</b>	<b>350,000</b>

Expenditure Schedule

Phase	1st	2nd	3rd	4th	5th & 6th
ALL	0	350,000	0	0	0
<b>Totals</b>	<b>0</b>	<b>350,000</b>	<b>0</b>	<b>0</b>	<b>0</b>

Washington State S. T. I. P.

2024 to 2027

(Project Funds to Nearest Dollar)

MPO/RTPO: PSRC

Y Inside

N Outside

November 17, 2023

County: Pierce

Agency: University Place

Func Cls	Project Number	PIN	STIP ID	Imp Type	Total Project Length	Environmental Type	RW Required	Begin Termini	End Termini	Total Est. Cost of Project	STIP Amend. No.
05			UVP-39	28	0.500	DCE	No	27th St W	19th St W	910,000	

70th Ave Improvements Ph 2

The project will provide curb, gutter, sidewalk, landscaped buffer, bike lane, street lighting, flashing pedestrian crossing beacons, contrasting pavement marking, pedestrian/bicycle amenities, and speed feedback signs. Pedestrian accessibility ramps and landings will be constructed at all intersections to conform to the current WSDOT design standards.

**Funding**

Phase	Start Date	Federal	Fund Code	Federal Funds		Local Funds	Total
				State Fund Code	State Funds		
PE	2025		STBG(UL)		170,000	0	200,000
CN	2026		STBG(UL)		603,500	0	710,000
<b>Project Totals</b>					<b>773,500</b>	<b>0</b>	<b>910,000</b>

**Expenditure Schedule**

Phase	1st	2nd	3rd	4th	5th & 6th
ALL	0	200,000	710,000	0	0
<b>Totals</b>	<b>0</b>	<b>200,000</b>	<b>710,000</b>	<b>0</b>	<b>0</b>

Washington State S. T. I. P.

2024 to 2027

(Project Funds to Nearest Dollar)

MPO/RTPO: PSRC

Y Inside

N Outside

November 17, 2023

County: Pierce

Agency: University Place

Func Cls	Project Number	PIN	STIP ID	Imp Type	Total Project Length	Environmental Type	RW Required	Begin Termini	End Termini	Total Est. Cost of Project	STIP Amend. No.
03			UVP-40	05	1.080	CE	No	67th Avenue	Orchard St	880,000	

Cirque Dr Overlay Project

Provide asphalt overlay on Cirque Drive between 67th Avenue W and S Orchard Street. Update ADA facilities as required. Adjust utility structures as needed to accommodate the overlay thickness. Project includes a minor amount of dig-out and minor replacement of pavement (less than 10% of total area). Existing pavement will be ground at curb lines to match into existing gutters. Roadway will be striped.

**Funding**

Phase	Start Date	Federal	Fund Code	Federal Funds		State Funds	Local Funds	Total
				Federal Funds	State Fund Code			
PE	2025		STBG(UL)	85,000		0	15,000	100,000
CN	2026		STBG(UL)	638,363		0	141,637	780,000
<b>Project Totals</b>				<b>723,363</b>		<b>0</b>	<b>156,637</b>	<b>880,000</b>

**Expenditure Schedule**

Phase	1st	2nd	3rd	4th	5th & 6th
ALL	0	100,000	780,000	0	0
<b>Totals</b>	<b>0</b>	<b>100,000</b>	<b>780,000</b>	<b>0</b>	<b>0</b>

Agency Totals for University Place	Federal Funds		State Funds	Local Funds	Total
	Federal Funds	State Fund Code			
	7,502,428		0	1,380,332	8,882,760

Washington State S. T. I. P.

2024 to 2027

(Project Funds to Nearest Dollar)

MPO/RTPO: PSRC

Y Inside

N Outside

November 17, 2023

County: King

Agency: Woodinville

Func Cls	Project Number	PIN	STIP ID	Imp Type	Total Project Length	Environmental Type	RW Required	Begin Termini	End Termini	Total Est. Cost of Project	STIP Amend. No.
04		WA336	WNV-15	03	0.100	CE	Yes	NE 175th St	Little Bear Creek Parkway (NE)	17,700,000	

SR 202 Widening and Trestle Replacement - Phase B

Widen SR 202 (131st Ave NE) between NE 177th PI and NE 175th St from five lanes to eight, replace existing railroad bridge with pedestrian bridge, improve existing pedestrian facilities, and construct new trail from Sammamish River Trail to the extension of 133rd Ave NE.

Funding

Phase	Start Date	Federal Fund Code	Federal Funds		State Fund Code	State Funds	Local Funds	Total
			Federal	Fund Code				
CN	2025	DEMO	2,500,000		Ped/Bike Program	2,250,000	7,950,000	12,700,000
<b>Project Totals</b>			<b>2,500,000</b>			<b>2,250,000</b>	<b>7,950,000</b>	<b>12,700,000</b>

Expenditure Schedule

Phase	1st	2nd	3rd	4th	5th & 6th
ALL	0	12,700,000	0	0	0
<b>Totals</b>	<b>0</b>	<b>12,700,000</b>	<b>0</b>	<b>0</b>	<b>0</b>

Agency Totals for Woodinville	Federal Funds		State Funds	Local Funds	Total
	Federal	Fund Code			
	2,500,000		2,250,000	7,950,000	12,700,000

Washington State S. T. I. P.

2024 to 2027

(Project Funds to Nearest Dollar)

MPO/RTPO: PSRC

Y Inside

N Outside

November 17, 2023

County:

Agency: WSDOT - Marine

Func Cls	Project Number	PIN	STIP ID	Imp Type	Total Project Length	Environmental Type	RW Required	Begin Termini	End Termini	Total Est. Cost of Project	STIP Amend. No.
00		905003A	WSF-79	26	0.000	DCE	No	N/A	N/A	29,177,336	

SR 160/Southworth Tml - Timber Trestle & Terminal Replacement

Existing creosote-treated timber trestle and terminal building are over 50 years old and in deteriorating condition. Replace the existing timber structure with a steel / concrete configuration designed to current standards, and replace the existing terminal building with a design that meets ADA standards. FA #s 2004(059) and WA-04-0003. This is a multi-year project and the programming reflects the funds available within the span of the regional TIP.

**Funding**

Phase	Start Date	Federal Fund Code	Federal Funds	State Fund Code	State Funds	Local Funds	Total
PE	2024		0		0	2,251,000	2,251,000
CN	2024	5307(h)	5,000,000		0	0	5,000,000
CN	2025		0	OTHER	6,818,400	0	6,818,400
<b>Project Totals</b>			<b>5,000,000</b>		<b>6,818,400</b>	<b>2,251,000</b>	<b>14,069,400</b>

**Expenditure Schedule**

Phase	1st	2nd	3rd	4th	5th & 6th
ALL	7,251,000	6,818,400	0	0	0
<b>Totals</b>	<b>7,251,000</b>	<b>6,818,400</b>	<b>0</b>	<b>0</b>	<b>0</b>



Washington State S. T. I. P.

2024 to 2027

(Project Funds to Nearest Dollar)

MPO/RTPO: PSRC

Y Inside

N Outside

November 17, 2023

County:

Agency: WSDOT - Marine

Func Cls	Project Number	PIN	STIP ID	Imp Type	Total Project Length	Environmental Type	RW Required	Begin Termini	End Termini	Total Est. Cost of Project	STIP Amend. No.
00	2015(086)	903481A	WSF-111	26	0.000	DCE	No	N/A	N/A	32,458,569	

SR 305/Bainbridge Island Ferry Terminal - Pedestrian Loading Bridge Replacement

Replace the pedestrian loading bridge at the Bainbridge Island Ferry Terminal with a new, wider structure that meets current seismic codes. Toll credits will be used for this project for matching fund purposes.

Funding

Phase	Start Date	Federal	Fund Code	Federal Funds	State Fund Code	State Funds	Local Funds	Total
CN	2024		NHPP	5,151,999		0	0	5,151,999
<b>Project Totals</b>				<b>5,151,999</b>		<b>0</b>	<b>0</b>	<b>5,151,999</b>

Expenditure Schedule

Phase	1st	2nd	3rd	4th	5th & 6th
ALL	5,151,999	0	0	0	0
<b>Totals</b>	<b>5,151,999</b>	<b>0</b>	<b>0</b>	<b>0</b>	<b>0</b>

Washington State S. T. I. P.

2024 to 2027

(Project Funds to Nearest Dollar)

MPO/RTPO: PSRC

Y Inside

N Outside

November 17, 2023

County:

Agency: WSDOT - Marine

Func Cls	Project Number	PIN	STIP ID	Imp Type	Total Project Length	Environmental Type	RW Required	Begin Termini	End Termini	Total Est. Cost of Project	STIP Amend. No.
00			WSF-123	26	0.000	CE	No	N/A	N/A	25,900,000	

Terminal Electrification - Mukilteo - Clinton Route

This project is the Terminal Electrification of the Mukilteo - Clinton Route. This project will support the ship-to-shore rapid charging system (RCS) located on the new Hybrid Electric Olympic Class (HEOC) ferries through the design and installation of a medium voltage power system running from the utility substation to the vessel mooring facility at the Clinton Terminal. This project will support the operation of full battery electric powered (HEOC) ferries that are being constructed to serve the route. The goal of the project is to ensure that charging infrastructure is available at the Clinton Terminal to allow HEOC vessels to achieve their full emissions reduction potential.

Funding

Phase	Start Date	Federal Fund Code	Federal Funds		State Fund Code	State Funds	Local Funds	Total
			Federal	State				
PE	2024	5307(h)	1,900,000		CER	4,000,000	0	5,900,000
CN	2024	5307(h)	3,000,000		CER	10,825,902	0	13,825,902
CN	2025		0		CER	6,174,098	0	6,174,098
<b>Project Totals</b>			<b>4,900,000</b>			<b>21,000,000</b>	<b>0</b>	<b>25,900,000</b>

Expenditure Schedule

Phase	1st	2nd	3rd	4th	5th & 6th
ALL	19,725,902	6,174,098	0	0	0
<b>Totals</b>	<b>19,725,902</b>	<b>6,174,098</b>	<b>0</b>	<b>0</b>	<b>0</b>

Washington State S. T. I. P.

2024 to 2027

(Project Funds to Nearest Dollar)

MPO/RTPO: PSRC

Y Inside

N Outside

November 17, 2023

County:

Agency: WSDOT - Marine

Func Cls	Project Number	PIN	STIP ID	Imp Type	Total Project Length	Environmental Type	RW Required	Begin Termini	End Termini	Total Est. Cost of Project	STIP Amend. No.
00			WSF-120	26	0.000	CE	No	N/A	N/A	37,500,000	

Terminal Electrification - Seattle and Bainbridge Island Terminals

This project is the Terminal Electrification at the Seattle and Bainbridge Island Terminals. The project consists of improvements that provide a ship-to-shore charging interface with installation of shore-side service improvements that support medium-voltage charging stations at both terminals. This includes construction of conduits, vaults, power cables, service connection, transformers, switchgear, energy storage systems, and other supporting equipment. This project supports full hybrid-electric propulsion for the Jumbo Mark II (JMII) class ferries serving the Seattle-Bainbridge route that are currently being converted to hybrid-electric propulsion systems under TIP Project #WSF-116.

Funding

Phase	Start Date	Federal Fund Code	Federal Funds	State Fund Code	State Funds	Local Funds	Total
CN	2024	CMAQ	6,000,000	OTHER	26,690,000	0	32,690,000
<b>Project Totals</b>			<b>6,000,000</b>		<b>26,690,000</b>	<b>0</b>	<b>32,690,000</b>

Expenditure Schedule

Phase	1st	2nd	3rd	4th	5th & 6th
ALL	32,690,000	0	0	0	0
<b>Totals</b>	<b>32,690,000</b>	<b>0</b>	<b>0</b>	<b>0</b>	<b>0</b>

Washington State S. T. I. P.

2024 to 2027

(Project Funds to Nearest Dollar)

MPO/RTPO: PSRC

Y Inside

N Outside

November 17, 2023

County:

Agency: WSDOT - Marine

Func Cls	Project Number	PIN	STIP ID	Imp Type	Total Project Length	Environmental Type	RW Required	Begin Termini	End Termini	Total Est. Cost of Project	STIP Amend. No.
00		998609A	WSF-121	24	0.000	CE	No	N/A	N/A	10,244,690	

Terminal Wait Times Traveler Information System

Automate queue detection and wait time information to be compatible with a unified, multi-platform traveler information system. This is a multi-year project and the programming reflects the funds available in the span of the current TIP.

Funding

Phase	Start Date	Federal	Fund Code	Federal Funds	State Fund Code	State Funds	Local Funds	Total
CN	2024			0	OTHER	2,623,672	0	2,623,672
<b>Project Totals</b>				<b>0</b>		<b>2,623,672</b>	<b>0</b>	<b>2,623,672</b>

Expenditure Schedule

Phase	1st	2nd	3rd	4th	5th & 6th
ALL	2,623,672	0	0	0	0
<b>Totals</b>	<b>2,623,672</b>	<b>0</b>	<b>0</b>	<b>0</b>	<b>0</b>

Washington State S. T. I. P.

2024 to 2027

(Project Funds to Nearest Dollar)

MPO/RTPO: PSRC

Y Inside

N Outside

November 17, 2023

County:

Agency: WSDOT - Marine

Func Cls	Project Number	PIN	STIP ID	Imp Type	Total Project Length	Environmental Type	RW Required	Begin Termini	End Termini	Total Est. Cost of Project	STIP Amend. No.
00		Multipl	WSF-117	26	0.000	CE	No	N/A	N/A	104,940,436	

Vessel Preservation and Improvement (2021-2022)

This is a TIP bucket project that contains Washington State Ferries' FTA, FBP, NHPP, and STP funding for preventative maintenance, preservation and improvement of ferry vessels to ensure the vessels remain in safe, efficient and effective operating condition. The project contains all biennial funding (both state and federal) for work on 23 vessels in the WSF fleet over the span of the 21-23 biennium. The primary use of the funds is for renovation, replacement and/or upgrade of vessel systems; including, steel structures, structural preservation systems, interior spaces, piping systems, propulsion systems, major mechanical /electrical, communication / navigation / lifesaving, and security equipment on vessels. Funding may also be used to address emergency repairs, regulatory compliance, maintenance and preservation, and enhancements as required. The federal amount represents approximately 63% percent of the biennial budget for this activity.

**Funding**

Phase	Start Date	Federal Fund Code	Federal Funds		State Fund Code	State Funds	Local Funds	Total
CN	2024	NHPP	11,399,000			0	0	11,399,000
<b>Project Totals</b>			<b>11,399,000</b>			<b>0</b>	<b>0</b>	<b>11,399,000</b>

**Expenditure Schedule**

Phase	1st	2nd	3rd	4th	5th & 6th
ALL	11,399,000	0	0	0	0
<b>Totals</b>	<b>11,399,000</b>	<b>0</b>	<b>0</b>	<b>0</b>	<b>0</b>

Washington State S. T. I. P.

2024 to 2027

(Project Funds to Nearest Dollar)

MPO/RTPO: PSRC

Y Inside

N Outside

November 17, 2023

County:

Agency: WSDOT - Marine

Func CIs	Project Number	PIN	STIP ID	Imp Type	Total Project Length	Environmental Type	RW Required	Begin Termini	End Termini	Total Est. Cost of Project	STIP Amend. No.
00		multipl	WSF-118	26	0.000	CE	No	N/A	N/A	207,070,350	

Vessel Preservation and Improvement (2023- 2024)

This is a TIP bucket project that contains Washington State Ferries? FTA and State funding for preventative maintenance, preservation and/or improvement of ferry vessels to ensure the vessels remain in safe, efficient and effective operating condition. The project contains all biennial funding (both state and federal) for work on up to 21 vessels in the WSF active fleet over the span of the 23-25 biennium. The primary use of the funds is for renovation, replacement and/or upgrade of vessel systems; including, steel structures, structural preservation systems, interior spaces, piping systems, propulsion systems, major mechanical /electrical, communication / navigation / lifesaving, and security equipment on vessels. Funding may also be used to address emergency repairs, regulatory compliance, maintenance and preservation, and enhancements as required. The federal amount represents approximately 15% percent of the biennial budget for this activity.

**Funding**

Phase	Start Date	Federal Fund Code	Federal Funds		State Fund Code	State Funds	Local Funds	Total
CN	2024	5307	8,642,641		OTHER	35,783,000	0	44,425,641
CN	2024	5337	22,337,165			0	0	22,337,165
<b>Project Totals</b>			<b>30,979,806</b>			<b>35,783,000</b>	<b>0</b>	<b>66,762,806</b>

**Expenditure Schedule**

Phase	1st	2nd	3rd	4th	5th & 6th
ALL	66,762,806	0	0	0	0
<b>Totals</b>	<b>66,762,806</b>	<b>0</b>	<b>0</b>	<b>0</b>	<b>0</b>

Washington State S. T. I. P.

2024 to 2027

(Project Funds to Nearest Dollar)

MPO/RTPO: PSRC

Y Inside

N Outside

November 17, 2023

County:

Agency: WSDOT - Marine

Func Cls	Project Number	PIN	STIP ID	Imp Type	Total Project Length	Environmental Type	RW Required	Begin Termini	End Termini	Total Est. Cost of Project	STIP Amend. No.
00		903834A	WSF-122	26	0.000	CE	No	N/A	N/A	2,170,000	

Washington State Ferries (WSF) Credit Card Security Enhancement Project

This project will install credit card fare payment hardware and software upgrades that meet current payment method performance standards and provide increased security for customers who use modern chip-embedded credit cards to pay fares. This project will help WSF achieve current standards by purchasing modern equipment and software that operate under the Europay, MasterCard and Visa (EMV) standard. Implementing the EMV security technology and compliant EMV credit card readers will enhance WSF's ability to secure customers credit card numbers, meeting the unmet need to better secure customers credit card data, while reducing the risk of hackers gaining access to servers storing customers credit card numbers.

**Funding**

Phase	Start Date	Federal Fund Code	Federal Funds	State Fund Code	State Funds	Local Funds	Total
CN	2024	5307(h)	1,700,000		0	0	1,700,000
<b>Project Totals</b>			<b>1,700,000</b>		<b>0</b>	<b>0</b>	<b>1,700,000</b>

**Expenditure Schedule**

Phase	1st	2nd	3rd	4th	5th & 6th
ALL	1,700,000	0	0	0	0
<b>Totals</b>	<b>1,700,000</b>	<b>0</b>	<b>0</b>	<b>0</b>	<b>0</b>

Washington State S. T. I. P.

2024 to 2027

(Project Funds to Nearest Dollar)

MPO/RTPO: PSRC

Y Inside

N Outside

November 17, 2023

County:

Agency: WSDOT - Marine

Func Cls	Project Number	PIN	STIP ID	Imp Type	Total Project Length	Environmental Type	RW Required	Begin Termini	End Termini	Total Est. Cost of Project	STIP Amend. No.
00			WSF-116	26	0.000	CE	No	N/A	N/A	100,328,867	

WSF Hybrid Electric Ferry Conversion

This project is the conversion of Jumbo Mark II (JMII) vessels used on the Seattle- Bainbridge Island route from diesel to hybrid electric propulsion. This project incorporates federal and state funding, including \$6.5 million in CMAQ funds, for the CN phase of the Project. This project is supported by WSF-120 Terminal Electrification - Seattle and Bainbridge Island Terminals which will allow for full hybrid-electric propulsion for the vessels serving this route.

**Funding**

Phase	Start Date	Federal	Fund Code	Federal Funds	State Fund Code	State Funds	Local Funds	Total
CN	2024		STBG	5,235,000		0	0	5,235,000
CN	2025			0	CER	1,246,610	0	1,246,610
<b>Project Totals</b>				<b>5,235,000</b>		<b>1,246,610</b>	<b>0</b>	<b>6,481,610</b>

**Expenditure Schedule**

Phase	1st	2nd	3rd	4th	5th & 6th
ALL	5,235,000	1,246,610	0	0	0
<b>Totals</b>	<b>5,235,000</b>	<b>1,246,610</b>	<b>0</b>	<b>0</b>	<b>0</b>

	Federal Funds	State Funds	Local Funds	Total
<b>Agency Totals for WSDOT - Marine</b>	<b>70,365,805</b>	<b>94,161,682</b>	<b>2,251,000</b>	<b>166,778,487</b>



Washington State S. T. I. P.

2024 to 2027

(Project Funds to Nearest Dollar)

MPO/RTPO: PSRC

Y Inside

N Outside

November 17, 2023

County:

Agency: WSDOT - NC

Func Cls	Project Number	PIN	STIP ID	Imp Type	Total Project Length	Environmental Type	RW Required	Begin Termini	End Termini	Total Est. Cost of Project	STIP Amend. No.
00		200008C	WDNC-16	21	0.000	CE	Yes	57.49	64.63	1,412,418	

NCR Guardrail Update 2024

Replace steel beam guardrail with aesthetic guardrail alternatives and galvanized guardrail and concrete barrier in select areas.

Funding

Phase	Start Date	Federal Fund Code	Federal Funds		State Fund Code	State Funds	Local Funds	Total
RW	2024	STBG		34,506	MVA	704	0	35,210
CN	2024	STBG		1,175,763	MVA	23,995	0	1,199,758
<b>Project Totals</b>				<b>1,210,269</b>		<b>24,699</b>	<b>0</b>	<b>1,234,968</b>

Expenditure Schedule

Phase	1st	2nd	3rd	4th	5th & 6th
ALL	1,234,968	0	0	0	0
<b>Totals</b>	<b>1,234,968</b>	<b>0</b>	<b>0</b>	<b>0</b>	<b>0</b>

	Federal Funds	State Funds	Local Funds	Total
<b>Agency Totals for WSDOT - NC</b>	<b>1,210,269</b>	<b>24,699</b>	<b>0</b>	<b>1,234,968</b>

Washington State S. T. I. P.

2024 to 2027

(Project Funds to Nearest Dollar)

MPO/RTPO: PSRC

Y Inside

N Outside

November 17, 2023

County:

Agency: WSDOT - NW

Func Cls	Project Number	PIN	STIP ID	Imp Type	Total Project Length	Environmental Type	RW Required	Begin Termini	End Termini	Total Est. Cost of Project	STIP Amend. No.
02		152604K	WDNW-1147	03	4.520	CE	Yes	SR 526 MP 0.00	SR 526 MP 4.52	47,197,000	

SR 526/Corridor Improvements

Improve freight access and mobility for all modes on SR 526 between the SW Everett industrial area and the Boeing West Perimeter Road to the west and I-5 to the east. Specific improvements to be determined, but may include revisions to lane configurations, channelization, and ramp metering.

Funding

Phase	Start Date	Federal Fund Code	Federal Funds		State Fund Code	State Funds	Local Funds	Total
			Federal	Funds				
CN	2024		0		CWA	30,056,122	0	30,056,122
<b>Project Totals</b>			<b>0</b>			<b>30,056,122</b>	<b>0</b>	<b>30,056,122</b>

Expenditure Schedule

Phase	1st	2nd	3rd	4th	5th & 6th
ALL	30,056,122	0	0	0	0
<b>Totals</b>	<b>30,056,122</b>	<b>0</b>	<b>0</b>	<b>0</b>	<b>0</b>

Washington State S. T. I. P.

2024 to 2027

(Project Funds to Nearest Dollar)

MPO/RTPO: PSRC

Y Inside

N Outside

November 17, 2023

County:

Agency: WSDOT - NW

Func Cls	Project Number	PIN	STIP ID	Imp Type	Total Project Length	Environmental Type	RW Required	Begin Termini	End Termini	Total Est. Cost of Project	STIP Amend. No.
00		BPPSRC	WDNW-1081	05	0.000	CE	No	N/A	N/A	345,283,921	

Asphalt/Chip Seal Preservation Puget Sound Regional Council

Grouping of preservation projects for state highways and freeways PSRC-wide. Pavement condition rating is projected to drop below the adopted standards at multiple project locations. By inlaying the existing roadway with hot mix asphalt (HMA), the existing pavement condition rating will be increased to be within adopted standards. Find a list of included projects at [www.wsdot.wa.gov/Projects/Search](http://www.wsdot.wa.gov/Projects/Search). The estimated cost for this project represents the seven-year total and thus reflects a higher amount than the four years shown in this TIP.

Funding

Phase	Start Date	Federal Fund Code	Federal Funds		State Funds		Local Funds	Total
			Federal	Fund Code	State Fund Code	State Funds		
PE	2024	NHPP	2,327,884		MVA	126,485	0	2,454,369
PE	2024	STBG	834,232			0	0	834,232
PE	2025	NHPP	464,549		MVA	18,582	0	483,131
PE	2026	STBG	123,438		MVA	4,938	0	128,376
CN	2024	NHPP	13,644,857		MVA	369,497	0	14,014,354
CN	2024	STBG	4,829,965			0	0	4,829,965
CN	2025	NHPP	24,363,070		MVA	498,638	0	24,861,708
CN	2025	STBG	568,842			0	0	568,842
CN	2026	NHPP	46,681,291		MVA	933,626	0	47,614,917
<b>Project Totals</b>			<b>93,838,128</b>			<b>1,951,766</b>	<b>0</b>	<b>95,789,894</b>

Expenditure Schedule

Phase	1st	2nd	3rd	4th	5th & 6th
ALL	22,132,920	25,913,681	47,743,293	0	0
<b>Totals</b>	<b>22,132,920</b>	<b>25,913,681</b>	<b>47,743,293</b>	<b>0</b>	<b>0</b>

Washington State S. T. I. P.

2024 to 2027

(Project Funds to Nearest Dollar)

MPO/RTPO: PSRC

Y Inside

N Outside

November 17, 2023

County:

Agency: WSDOT - NW

Func Cls	Project Number	PIN	STIP ID	Imp Type	Total Project Length	Environmental Type	RW Required	Begin Termini	End Termini	Total Est. Cost of Project	STIP Amend. No.
00		WPPSRC	WDNW-1082	05	0.000	CE	No	N/A	N/A	262,076,500	

Concrete Roadway Preservation Puget Sound Regional Council

Grouping of preservation projects for state highways and freeways PSRC-wide. Pavement condition rating is projected to drop below the adopted standards at multiple project locations. Replacing existing pavement with thicker concrete and steel bars at the joints will extend the life of the pavement at least another 40 years and provide a smoother ride. Find a list of included projects at [www.wsdot.wa.gov/Projects/Search](http://www.wsdot.wa.gov/Projects/Search). The estimated cost for this project represents the seven-year total and thus reflects a higher amount than the four years shown in this TIP.

**Funding**

Phase	Start Date	Federal Fund Code	Federal Funds		State Funds		Local Funds	Total
			Federal	Fund Code	State Fund Code	State Funds		
PE	2024	NHPP		2,515,665	MVA	100,626	0	2,616,291
PE	2025	NHPP		1,702,051	MVA	68,082	0	1,770,133
PE	2026	NHPP		2,713,484	MVA	108,539	0	2,822,023
CN	2024	NHPP		36,543,537	MVA	730,871	0	37,274,408
CN	2025	NHPP		31,705,402	MVA	634,108	0	32,339,510
CN	2026	NHPP		53,016,092	MVA	1,060,322	0	54,076,414
<b>Project Totals</b>				<b>128,196,231</b>		<b>2,702,548</b>	<b>0</b>	<b>130,898,779</b>

**Expenditure Schedule**

Phase	1st	2nd	3rd	4th	5th & 6th
ALL	39,890,699	34,109,643	56,898,437	0	0
<b>Totals</b>	<b>39,890,699</b>	<b>34,109,643</b>	<b>56,898,437</b>	<b>0</b>	<b>0</b>

Washington State S. T. I. P.

2024 to 2027

(Project Funds to Nearest Dollar)

MPO/RTPO: PSRC

Y Inside

N Outside

November 17, 2023

County:

Agency: WSDOT - NW

Func Cls	Project Number	PIN	STIP ID	Imp Type	Total Project Length	Environmental Type	RW Required	Begin Termini	End Termini	Total Est. Cost of Project	STIP Amend. No.
01	0053(769)	140500Y	WDNW-2091	14	0.070	CE	No	I-405 MP 0.78	I-405 MP 0.85	2,751,184	

I-405/Green River Bridge - Seismic Retrofit

This structure does not meet current seismic design standards. Seismically retrofit the bridge to bring it up to current seismic design standards and reduce the risk of catastrophic failure during an earthquake. PSRC NOTE: This is a multi-year project, and the programming reflects the funds available within the span of the current TIP.

Funding

Phase	Start Date	Federal Fund Code	Federal Funds		State Fund Code	State Funds	Local Funds	Total
			Federal	Funds				
PE	2024	NHPP		23,296	MVA	2,304	0	25,600
<b>Project Totals</b>				<b>23,296</b>		<b>2,304</b>	<b>0</b>	<b>25,600</b>

Expenditure Schedule

Phase	1st	2nd	3rd	4th	5th & 6th
ALL	25,600	0	0	0	0
<b>Totals</b>	<b>25,600</b>	<b>0</b>	<b>0</b>	<b>0</b>	<b>0</b>

Washington State S. T. I. P.

2024 to 2027

(Project Funds to Nearest Dollar)

MPO/RTPO: PSRC

Y Inside

N Outside

November 17, 2023

County:

Agency: WSDOT - NW

Func Cls	Project Number	PIN	STIP ID	Imp Type	Total Project Length	Environmental Type	RW Required	Begin Termini	End Termini	Total Est. Cost of Project	STIP Amend. No.
01		140567H	WDNW-2068	21	1.500	CE	No	MP 17.40	MP 18.90	16,722,150	

I-405/NE 85th St Interchange - Toll Infrastructure

Installs toll infrastructure at the Sound Transit In-Line Freeway station and new interchange at I-405/NE 85th St. This is a multi-year project that spans beyond the current TIP.

Funding

Phase	Start Date	Federal	Fund Code	Federal Funds	State Fund Code	State Funds	Local Funds	Total
CN	2024			0		0	4,368,335	4,368,335
<b>Project Totals</b>				<b>0</b>		<b>0</b>	<b>4,368,335</b>	<b>4,368,335</b>

Expenditure Schedule

Phase	1st	2nd	3rd	4th	5th & 6th
ALL	4,368,335	0	0	0	0
<b>Totals</b>	<b>4,368,335</b>	<b>0</b>	<b>0</b>	<b>0</b>	<b>0</b>

Washington State S. T. I. P.

2024 to 2027

(Project Funds to Nearest Dollar)

MPO/RTPO: PSRC

Y Inside

N Outside

November 17, 2023

County:

Agency: WSDOT - NW

Func Cls	Project Number	PIN	STIP ID	Imp Type	Total Project Length	Environmental Type	RW Required	Begin Termini	End Termini	Total Est. Cost of Project	STIP Amend. No.
01		140504G	WDNW-2065	21	0.500	CE	Yes	MP 7.50	MP 8.00	10,000,000	

I-405/Ripley Lane Stream Connection Project

The project will establish flow capacity and restore stream connection between I-405 and Lake Washington to address WSDOTs obligation to reconnect Streams 7.7A and 7.8 across the I-405 Corridor.

Funding

Phase	Start Date	Federal	Fund Code	Federal Funds	State Fund Code	State Funds	Local Funds	Total
CN	2024			0	CWA	3,000,000	0	3,000,000
<b>Project Totals</b>				<b>0</b>		<b>3,000,000</b>	<b>0</b>	<b>3,000,000</b>

Expenditure Schedule

Phase	1st	2nd	3rd	4th	5th & 6th
ALL	3,000,000	0	0	0	0
<b>Totals</b>	<b>3,000,000</b>	<b>0</b>	<b>0</b>	<b>0</b>	<b>0</b>

Washington State S. T. I. P.

2024 to 2027

(Project Funds to Nearest Dollar)

MPO/RTPO: PSRC

Y Inside

N Outside

November 17, 2023

County:

Agency: WSDOT - NW

Func Cls	Project Number	PIN	STIP ID	Imp Type	Total Project Length	Environmental Type	RW Required	Begin Termini	End Termini	Total Est. Cost of Project	STIP Amend. No.
01		140561Z	WDNW-2027	03	5.460	EA	Yes	MP 21.60	MP 27.06	563,982,167	

I-405/SR 522 to SR 527 - Widening & Express Toll Lane

This project will widen I-405 to add a new lane in both directions to create a dual express toll lane system from SR 522 to SR 527, an extension of the existing express toll lane system from Bellevue to Lynnwood. This project will also make improvements to the SR 522 and SR 527 interchanges. This is a multi-year project and the programming reflects the funds available within the span of the regional TIP.

Funding

Phase	Start Date	Federal Fund Code	Federal Funds		State Fund Code	State Funds	Local Funds	Total
CN	2024			0		0	144,655,699	144,655,699
<b>Project Totals</b>				<b>0</b>		<b>0</b>	<b>144,655,699</b>	<b>144,655,699</b>

Expenditure Schedule

Phase	1st	2nd	3rd	4th	5th & 6th
ALL	144,655,699	0	0	0	0
<b>Totals</b>	<b>144,655,699</b>	<b>0</b>	<b>0</b>	<b>0</b>	<b>0</b>



Washington State S. T. I. P.

2024 to 2027

(Project Funds to Nearest Dollar)

MPO/RTPO: PSRC

Y Inside

N Outside

November 17, 2023

County:

Agency: WSDOT - NW

Func Cls	Project Number	PIN	STIP ID	Imp Type	Total Project Length	Environmental Type	RW Required	Begin Termini	End Termini	Total Est. Cost of Project	STIP Amend. No.
01		100512H	WDNW-2121	06	0.150	CE	Yes	MP 156.34	MP 156.49	9,023,565	

I-5/Duwamish River BN & UP RR Overcrossing Bridge - Painting

The existing paint on the steel surfaces is weathered and damaged, allowing corrosion to occur. Cleaning and painting the steel surfaces will preserve the bridge and maintain the safety of the highway.

**Funding**

Phase	Start Date	Federal Fund Code	Federal Funds	State Fund Code	State Funds	Local Funds	Total
PE	2024	NHPP	1,023,919	MVA	101,268	0	1,125,187
PE	2025	NHPP	11,863	MVA	1,173	0	13,036
<b>Project Totals</b>			<b>1,035,782</b>		<b>102,441</b>	<b>0</b>	<b>1,138,223</b>

**Expenditure Schedule**

Phase	1st	2nd	3rd	4th	5th & 6th
ALL	1,125,187	13,036	0	0	0
<b>Totals</b>	<b>1,125,187</b>	<b>13,036</b>	<b>0</b>	<b>0</b>	<b>0</b>

Washington State S. T. I. P.

2024 to 2027

(Project Funds to Nearest Dollar)

MPO/RTPO: PSRC

Y Inside

N Outside

November 17, 2023

County:

Agency: WSDOT - NW

Func Cls	Project Number	PIN	STIP ID	Imp Type	Total Project Length	Environmental Type	RW Required	Begin Termini	End Termini	Total Est. Cost of Project	STIP Amend. No.
01		100518D	WDNW-2081	20	1.830	CE	Yes	MP 213.41	MP 215.24	28,043,583	

I-5/Freedom Creek Vicinity - Fish Passage

This project will remove the existing fish barriers and replace them with a fish passable structure. This is a multi-year project, and the programming reflects the planned expenditure schedule within the span of the current TIP.

**Funding**

Phase	Start Date	Federal Fund Code	Federal Funds	State Fund Code	State Funds	Local Funds	Total
PE	2024		0	CSRF	2,535,607	0	2,535,607
PE	2024		0	MVA	262,775	0	262,775
RW	2024		0	CWA	122,800	0	122,800
CN	2024		0	CSRF	9,295,403	0	9,295,403
CN	2024		0	MVA	189,703	0	189,703
<b>Project Totals</b>			<b>0</b>		<b>12,406,288</b>	<b>0</b>	<b>12,406,288</b>

**Expenditure Schedule**

Phase	1st	2nd	3rd	4th	5th & 6th
ALL	12,406,288	0	0	0	0
<b>Totals</b>	<b>12,406,288</b>	<b>0</b>	<b>0</b>	<b>0</b>	<b>0</b>

Washington State S. T. I. P.

2024 to 2027

(Project Funds to Nearest Dollar)

MPO/RTPO: PSRC

Y Inside

N Outside

November 17, 2023

County:

Agency: WSDOT - NW

Func Cls	Project Number	PIN	STIP ID	Imp Type	Total Project Length	Environmental Type	RW Required	Begin Termini	End Termini	Total Est. Cost of Project	STIP Amend. No.
01		100532J	WDNW-2100	20	1.220	CE	Yes	MP 177.27	MP 178.49	84,340,323	

I-5/McAleer Creek - Fish Passage

Remove the existing fish passage barriers and replace them with fish passable structures. This is a multi-year design-build project, and the programming reflects the planned expenditure schedule within the span of the current TIP.

Funding

Phase	Start Date	Federal Funds		State Funds		Local Funds	Total	
		Federal	Fund Code	State Fund Code	State Funds			
PE	2024			0	CSRF	2,446,583	0	2,446,583
PE	2024			0	CWA	241,970	0	241,970
RW	2024			0	MVA	22,539	0	22,539
CN	2024			0	CSRF	641,145	0	641,145
CN	2024			0	MVA	13,085	0	13,085
CN	2025			0	CSRF	14,285,645	0	14,285,645
CN	2025			0	MVA	291,549	0	291,549
CN	2026			0	CSRF	18,339,370	0	18,339,370
CN	2026			0	MVA	374,272	0	374,272
<b>Project Totals</b>				<b>0</b>		<b>36,656,158</b>	<b>0</b>	<b>36,656,158</b>

Expenditure Schedule

Phase	1st	2nd	3rd	4th	5th & 6th
ALL	3,365,322	14,577,194	18,713,642	0	0
<b>Totals</b>	<b>3,365,322</b>	<b>14,577,194</b>	<b>18,713,642</b>	<b>0</b>	<b>0</b>

Washington State S. T. I. P.

2024 to 2027

(Project Funds to Nearest Dollar)

MPO/RTPO: PSRC

Y Inside

N Outside

November 17, 2023

County:

Agency: WSDOT - NW

Func Cls	Project Number	PIN	STIP ID	Imp Type	Total Project Length	Environmental Type	RW Required	Begin Termini	End Termini	Total Est. Cost of Project	STIP Amend. No.
01	0053(769)	100526I	WDNW-2090	14	0.250	CE	No	MP 170.25	MP 170.50	41,148,803	

I-5/Ravenna Blvd. Bridges - Seismic Retrofit

These structures do not meet current seismic design standards. Seismically retrofit the bridges to bring them up to current seismic design standards and reduce the risk of catastrophic failure during an earthquake.

Funding

Phase	Start Date	Federal Fund Code	Federal Funds	State Fund Code	State Funds	Local Funds	Total
PE	2024	NHPP	5,064,488	MVA	500,884	0	5,565,372
<b>Project Totals</b>			<b>5,064,488</b>		<b>500,884</b>	<b>0</b>	<b>5,565,372</b>

Expenditure Schedule

Phase	1st	2nd	3rd	4th	5th & 6th
ALL	5,565,372	0	0	0	0
<b>Totals</b>	<b>5,565,372</b>	<b>0</b>	<b>0</b>	<b>0</b>	<b>0</b>

Washington State S. T. I. P.

2024 to 2027

(Project Funds to Nearest Dollar)

MPO/RTPO: PSRC

Y Inside

N Outside

November 17, 2023

County:

Agency: WSDOT - NW

Func Cls	Project Number	PIN	STIP ID	Imp Type	Total Project Length	Environmental Type	RW Required	Begin Termini	End Termini	Total Est. Cost of Project	STIP Amend. No.
01	0053(797)	100508B	WDNW-2064	20	0.540	CE	Yes	MP 152.26	MP 152.80	2,562,689	

I-5/S 188th Street to Green River Outfall - Drainage Repair

A long I-5 drainage pipe conveys storm water from the vicinity of S 188th St to the Green River. The last 500 ft. of drainage pipe and a flap gate at the Green River outfall are at the end of their useful life and failing. Repair and replace the failing pipe section and flap gate to restore the functionality of the pipe.

Funding

Phase	Start Date	Federal Fund Code	Federal Funds		Local Funds	Total	
			State Fund Code	State Funds			
CN	2024		0	CWA	1,512,000	0	1,512,000
<b>Project Totals</b>			<b>0</b>		<b>1,512,000</b>	<b>0</b>	<b>1,512,000</b>

Expenditure Schedule

Phase	1st	2nd	3rd	4th	5th & 6th
ALL	1,512,000	0	0	0	0
<b>Totals</b>	<b>1,512,000</b>	<b>0</b>	<b>0</b>	<b>0</b>	<b>0</b>

Washington State S. T. I. P.

2024 to 2027

(Project Funds to Nearest Dollar)

MPO/RTPO: PSRC

Y Inside

N Outside

November 17, 2023

County:

Agency: WSDOT - NW

Func Cls	Project Number	PIN	STIP ID	Imp Type	Total Project Length	Environmental Type	RW Required	Begin Termini	End Termini	Total Est. Cost of Project	STIP Amend. No.
01		100558F	WDNW-2101	20	0.900	CE	Yes	MP 211.10	MP 212.00	53,775,725	

I-5/Secret Creek - Fish Passage

The existing drainage structures at this location have been identified as fish passage barriers. By replacing the existing structures with fish passable structures, the restrictions to fish passage will be eliminated. This is a multi-year design-build project, and the programming reflects the planned expenditure schedule within the span of the current TIP.

**Funding**

Phase	Start Date	Federal Fund Code	Federal Funds		Local Funds	Total
			State Fund Code	State Funds		
CN	2024		0	CSR	11,411,459	11,411,459
CN	2024		0	CWA	232,887	232,887
CN	2025		0	CSR	15,162,424	15,162,424
CN	2025		0	CWA	309,437	309,437
CN	2026		0	CSR	14,974,895	14,974,895
CN	2026		0	CWA	305,610	305,610
<b>Project Totals</b>			<b>0</b>		<b>42,396,712</b>	<b>42,396,712</b>

**Expenditure Schedule**

Phase	1st	2nd	3rd	4th	5th & 6th
ALL	11,644,346	15,471,861	15,280,505	0	0
<b>Totals</b>	<b>11,644,346</b>	<b>15,471,861</b>	<b>15,280,505</b>	<b>0</b>	<b>0</b>

Washington State S. T. I. P.

2024 to 2027

(Project Funds to Nearest Dollar)

MPO/RTPO: PSRC

Y Inside

N Outside

November 17, 2023

County:

Agency: WSDOT - NW

Func Cls	Project Number	PIN	STIP ID	Imp Type	Total Project Length	Environmental Type	RW Required	Begin Termini	End Termini	Total Est. Cost of Project	STIP Amend. No.
01		100502C	WDNW-2072	14	0.040	CE	No	MP 142.00	MP 142.04	5,583,092	

I-5/SR 18 Bridges - Deck Rehabilitation and Joints

The I-5 bridges over SR 18 have decks that are deteriorating and have reached the end of their service life. Replacing the bridge decks with a Modified Concrete Overlay (MCO) will require the replacement of the expansion joints. Repairing and replacing the bridge decks and replacing the expansion joints will preserve the bridge structural integrity and extend their service life. This is a multi-year project, and the programming reflects the planned expenditure schedule within the span of the current TIP.

**Funding**

Phase	Start Date	Federal Fund Code	Federal Funds	State Fund Code	State Funds	Local Funds	Total
CN	2024		0	MVA	4,321,649	0	4,321,649
<b>Project Totals</b>			<b>0</b>		<b>4,321,649</b>	<b>0</b>	<b>4,321,649</b>

**Expenditure Schedule**

Phase	1st	2nd	3rd	4th	5th & 6th
ALL	4,321,649	0	0	0	0
<b>Totals</b>	<b>4,321,649</b>	<b>0</b>	<b>0</b>	<b>0</b>	<b>0</b>

Washington State S. T. I. P.

2024 to 2027

(Project Funds to Nearest Dollar)

MPO/RTPO: PSRC

Y Inside

N Outside

November 17, 2023

County:

Agency: WSDOT - NW

Func Cls	Project Number	PIN	STIP ID	Imp Type	Total Project Length	Environmental Type	RW Required	Begin Termini	End Termini	Total Est. Cost of Project	STIP Amend. No.
01		109028A	WDNW-2125	14	0.420	CE	No	I-90 MP 8.48	I-90 MP 8.90	4,377,570	

I-90/Eastbound East Channel Bridge - Modular Assembly Joints

The Modular Assembly Joints on the I-90 EB East Channel Bridge are deteriorating and have reached the end of their service life. Replacing the existing expansion joints will preserve the bridge structural integrity and extend its service life. This is a multi-year project; the programming reflects the planned expenditure schedule within the span of the current TIP.

**Funding**

Phase	Start Date	Federal Fund Code	Federal Funds		Local Funds	Total
			State Fund Code	State Funds		
PE	2024			0	MVA 136,347	0 136,347
PE	2025			0	MVA 325,857	0 325,857
CN	2025			0	MVA 9,386	0 9,386
CN	2026			0	MVA 3,191,695	0 3,191,695
<b>Project Totals</b>			<b>0</b>	<b>3,663,285</b>	<b>0</b>	<b>3,663,285</b>

**Expenditure Schedule**

Phase	1st	2nd	3rd	4th	5th & 6th
ALL	136,347	335,243	3,191,695	0	0
<b>Totals</b>	<b>136,347</b>	<b>335,243</b>	<b>3,191,695</b>	<b>0</b>	<b>0</b>



Washington State S. T. I. P.

2024 to 2027

(Project Funds to Nearest Dollar)

MPO/RTPO: PSRC

Y Inside

N Outside

November 17, 2023

County:

Agency: WSDOT - NW

Func Cls	Project Number	PIN	STIP ID	Imp Type	Total Project Length	Environmental Type	RW Required	Begin Termini	End Termini	Total Est. Cost of Project	STIP Amend. No.
01	0901(364)	109029A	WDNW-2052	14	0.720	CE	No	MP 9.10	MP 9.82	13,494,860	

I-90/Eastbound Mercer Slough Bridge - Rehabilitation

Construct improvements to stabilize and preserve the structural integrity of the eastbound I-90 bridge over the Mercer Slough, which is experiencing movement that will otherwise accelerate deterioration of the structure.

Funding

Phase	Start Date	Federal	Fund Code	Federal Funds	State Fund Code	State Funds	Local Funds	Total
PE	2024		NHPP	444,542	MVA	31,697	0	476,239
<b>Project Totals</b>				<b>444,542</b>		<b>31,697</b>	<b>0</b>	<b>476,239</b>

Expenditure Schedule

Phase	1st	2nd	3rd	4th	5th & 6th
ALL	476,239	0	0	0	0
<b>Totals</b>	<b>476,239</b>	<b>0</b>	<b>0</b>	<b>0</b>	<b>0</b>

Washington State S. T. I. P.

2024 to 2027

(Project Funds to Nearest Dollar)

MPO/RTPO: PSRC

Y Inside

N Outside

November 17, 2023

County:

Agency: WSDOT - NW

Func Cls	Project Number	PIN	STIP ID	Imp Type	Total Project Length	Environmental Type	RW Required	Begin Termini	End Termini	Total Est. Cost of Project	STIP Amend. No.
01	0901(506)	109014F	WDNW-2056	21	1.140	CE	No	MP 4.22	MP 5.95	21,295,601	

I-90/Lacey V. Murrow and Homer M. Hadley Bridges - Electrical Rehab

The Homer M. Hadley Bridge's electrical system's no longer functioning as designed. A new pontoon-monitoring and control system will be installed. The new monitoring system will provide a fully functioning electrical system. The Lacey V. Murrow Bridge's electrical system's no longer functioning as designed. A new pontoon-monitoring and control system will be installed. The new control system will provide a fully functioning pontoon monitoring system. This is a multi-year project, and the programming reflects the planned expenditure schedule within the span of the current regional TIP.

**Funding**

Phase	Start Date	Federal Fund Code	Federal Funds	State Fund Code	State Funds	Local Funds	Total
CN	2024	NHPP	16,425,663	MVA	335,300	0	16,760,963
CN	2025	NHPP	3,665,176	MVA	74,818	0	3,739,994
<b>Project Totals</b>			<b>20,090,839</b>		<b>410,118</b>	<b>0</b>	<b>20,500,957</b>

**Expenditure Schedule**

Phase	1st	2nd	3rd	4th	5th & 6th
ALL	16,760,963	3,739,994	0	0	0
<b>Totals</b>	<b>16,760,963</b>	<b>3,739,994</b>	<b>0</b>	<b>0</b>	<b>0</b>

Washington State S. T. I. P.

2024 to 2027

(Project Funds to Nearest Dollar)

MPO/RTPO: PSRC

Y Inside

N Outside

November 17, 2023

County:

Agency: WSDOT - NW

Func Cls	Project Number	PIN	STIP ID	Imp Type	Total Project Length	Environmental Type	RW Required	Begin Termini	End Termini	Total Est. Cost of Project	STIP Amend. No.
01		109054G	WDNW-2078	20	0.150	CE	Yes	MP 13.75	MP 13.90	68,611,934	

I-90/Lewis Creek - Fish Passage

This project will remove the existing fish barrier and replace it with a fish passable structure. This is a multi-year project and the programming reflects the funds available within the span of the regional TIP.

**Funding**

Phase	Start Date	Federal Funds		State Funds		Local Funds	Total	
		Federal	Fund Code	State Fund Code	State Funds			
PE	2024			0	CSRF	48,851	0	48,851
PE	2024			0	MVA	4,831	0	4,831
RW	2024			0	CWA	6,860,000	0	6,860,000
CN	2024			0	CSRF	7,412,752	0	7,412,752
CN	2024			0	MVA	151,280	0	151,280
CN	2025			0	CSRF	9,849,336	0	9,849,336
CN	2025			0	MVA	201,014	0	201,014
CN	2026			0	CSRF	9,727,527	0	9,727,527
CN	2026			0	MVA	198,520	0	198,520
<b>Project Totals</b>				<b>0</b>		<b>34,454,111</b>	<b>0</b>	<b>34,454,111</b>

**Expenditure Schedule**

Phase	1st	2nd	3rd	4th	5th & 6th
ALL	14,477,714	10,050,350	9,926,047	0	0
<b>Totals</b>	<b>14,477,714</b>	<b>10,050,350</b>	<b>9,926,047</b>	<b>0</b>	<b>0</b>

Washington State S. T. I. P.

2024 to 2027

(Project Funds to Nearest Dollar)

MPO/RTPO: PSRC

Y Inside

N Outside

November 17, 2023

County:

Agency: WSDOT - NW

Func Cls	Project Number	PIN	STIP ID	Imp Type	Total Project Length	Environmental Type	RW Required	Begin Termini	End Termini	Total Est. Cost of Project	STIP Amend. No.
01		109060M	WDNW-2111	20	1.000	CE	Yes	MP 22.63	MP 23.63	25,282,956	

I-90/Soderman Creek - Fish Passage

Remove the existing fish passage barrier and replace with a fish passable structure. This is a multi-year project, and the programming reflects the planned expenditure schedule within the span of the current TIP.

Funding

Phase	Start Date	Federal Funds		State Funds		Local Funds	Total	
		Federal	Fund Code	State Fund Code	State Funds			
PE	2024			0	CSRF	353,671	0	353,671
PE	2024			0	MVA	34,076	0	34,076
RW	2024			0	MVA	61,400	0	61,400
CN	2024			0	CSRF	5,019,890	0	5,019,890
CN	2024			0	MVA	102,447	0	102,447
CN	2025			0	CSRF	8,937,357	0	8,937,357
CN	2025			0	MVA	182,395	0	182,395
CN	2026			0	CSRF	8,475,159	0	8,475,159
CN	2026			0	MVA	172,962	0	172,962
<b>Project Totals</b>				<b>0</b>		<b>23,339,357</b>	<b>0</b>	<b>23,339,357</b>

Expenditure Schedule

Phase	1st	2nd	3rd	4th	5th & 6th
ALL	5,571,484	9,119,752	8,648,121	0	0
<b>Totals</b>	<b>5,571,484</b>	<b>9,119,752</b>	<b>8,648,121</b>	<b>0</b>	<b>0</b>

Washington State S. T. I. P.

2024 to 2027

(Project Funds to Nearest Dollar)

MPO/RTPO: PSRC

Y Inside

N Outside

November 17, 2023

County:

Agency: WSDOT - NW

Func Cls	Project Number	PIN	STIP ID	Imp Type	Total Project Length	Environmental Type	RW Required	Begin Termini	End Termini	Total Est. Cost of Project	STIP Amend. No.
01		109015A	WDNW-2105	20	1.150	CE	Yes	MP 15.10	MP 16.25	113,407,941	

I-90/Unnamed Tributaries to Tibbetts Creek & Lake Sammamish - Fish Passage

Remove the existing fish passage barriers and replace them with fish passable structures. This is a multi-year project, and the programming reflects the planned expenditure schedule within the span of the current TIP.

Funding

Phase	Start Date	Federal Funds		State Funds		Local Funds	Total	
		Federal	Fund Code	State Fund Code	State Funds			
PE	2024			0	CSRF	142,235	0	142,235
PE	2024			0	CWA	30,095	0	30,095
RW	2024			0	CWA	829,950	0	829,950
CN	2024			0	CSRF	12,415,705	0	12,415,705
CN	2024			0	MVA	253,397	0	253,397
CN	2025			0	CSRF	16,496,783	0	16,496,783
CN	2025			0	MVA	336,672	0	336,672
CN	2026			0	CSRF	16,292,743	0	16,292,743
CN	2026			0	MVA	332,501	0	332,501
<b>Project Totals</b>				<b>0</b>		<b>47,130,081</b>	<b>0</b>	<b>47,130,081</b>

Expenditure Schedule

Phase	1st	2nd	3rd	4th	5th & 6th
ALL	13,671,382	16,833,455	16,625,244	0	0
<b>Totals</b>	<b>13,671,382</b>	<b>16,833,455</b>	<b>16,625,244</b>	<b>0</b>	<b>0</b>

Washington State S. T. I. P.

2024 to 2027

(Project Funds to Nearest Dollar)

MPO/RTPO: PSRC

Y Inside

N Outside

November 17, 2023

County:

Agency: WSDOT - NW

Func Cls	Project Number	PIN	STIP ID	Imp Type	Total Project Length	Environmental Type	RW Required	Begin Termini	End Termini	Total Est. Cost of Project	STIP Amend. No.
01		109055D	WDNW-2104	20	0.470	CE	Yes	MP 14.75	MP 15.22	109,067,204	

I-90/West Village Park & Schneider Creeks - Fish Passage

This project will remove the existing fish barriers and replace them with a fish passable structure. This is a multi-year project, and the programming reflects the planned expenditure schedule within the span of the current TIP.

Funding

Phase	Start Date	Federal Funds		State Funds		Local Funds	Total	
		Federal	Fund Code	State Fund Code	State Funds			
PE	2024			0	CSRF	416,551	0	416,551
PE	2024			0	CWA	41,197	0	41,197
RW	2024			0	CWA	445,511	0	445,511
CN	2024			0	CSRF	12,319,046	0	12,319,046
CN	2024			0	MVA	251,407	0	251,407
CN	2025			0	CSRF	16,368,336	0	16,368,336
CN	2025			0	MVA	334,044	0	334,044
CN	2026			0	CSRF	16,165,896	0	16,165,896
CN	2026			0	MVA	329,934	0	329,934
<b>Project Totals</b>				<b>0</b>		<b>46,671,922</b>	<b>0</b>	<b>46,671,922</b>

Expenditure Schedule

Phase	1st	2nd	3rd	4th	5th & 6th
ALL	13,473,712	16,702,380	16,495,830	0	0
<b>Totals</b>	<b>13,473,712</b>	<b>16,702,380</b>	<b>16,495,830</b>	<b>0</b>	<b>0</b>

Washington State S. T. I. P.

2024 to 2027

(Project Funds to Nearest Dollar)

MPO/RTPO: PSRC

Y Inside

N Outside

November 17, 2023

County:

Agency: WSDOT - NW

Func Cls	Project Number	PIN	STIP ID	Imp Type	Total Project Length	Environmental Type	RW Required	Begin Termini	End Termini	Total Est. Cost of Project	STIP Amend. No.
01		109060N	WDNW-2060	14	0.080	CE	No	MP 18.73	MP 18.81	3,480,285	

I-90/Westbound E Fork Issaquah Creek Bridge - Seismic

Provide seismic retrofit on I-90 westbound bridge over East Fork Issaquah Creek located within Washington's Seismic Lifeline Route. This bridge work is part of the main scope of project WDNW-1180 (PIN 140567E). The PE phase of this project was programmed in WDNW-1164 (PIN 109060I) and WDNW-1180 (PIN 140567E). This is a multi-year project, and the programming reflects the planned expenditure schedule within the span of the current TIP.

**Funding**

Phase	Start Date	Federal Fund Code	Federal Funds	State Fund Code	State Funds	Local Funds	Total
CN	2025	NHPP	99,032	MVA	29,673	0	128,705
CN	2026	NHPP	1,160,868	MVA	347,832	0	1,508,700
<b>Project Totals</b>			<b>1,259,900</b>		<b>377,505</b>	<b>0</b>	<b>1,637,405</b>

**Expenditure Schedule**

Phase	1st	2nd	3rd	4th	5th & 6th
ALL	0	128,705	1,508,700	0	0
<b>Totals</b>	<b>0</b>	<b>128,705</b>	<b>1,508,700</b>	<b>0</b>	<b>0</b>

Washington State S. T. I. P.

2024 to 2027

(Project Funds to Nearest Dollar)

MPO/RTPO: PSRC

Y Inside

N Outside

November 17, 2023

County:

Agency: WSDOT - NW

Func Cls	Project Number	PIN	STIP ID	Imp Type	Total Project Length	Environmental Type	RW Required	Begin Termini	End Termini	Total Est. Cost of Project	STIP Amend. No.
01	0901(506)	109014E	WDNW-2057	14	1.090	CE	No	MP 4.53	MP 5.62	1,148,705	

I-90/Westbound Homer M. Hadley Bridge - Access Hatch Seal Repair

The neoprene gaskets in the pontoon hatch seals have reached the end of their usable service life. This project will replace the hatch seals to keep water out of the pontoons and extend the service life of the bridge.

**Funding**

Phase	Start Date	Federal	Fund Code	Federal Funds	State Fund Code	State Funds	Local Funds	Total
CN	2024		NHPP	826,717	MVA	16,872	0	843,589
CN	2025		NHPP	184,471	MVA	3,764	0	188,235
<b>Project Totals</b>				<b>1,011,188</b>		<b>20,636</b>	<b>0</b>	<b>1,031,824</b>

**Expenditure Schedule**

Phase	1st	2nd	3rd	4th	5th & 6th
ALL	843,589	188,235	0	0	0
<b>Totals</b>	<b>843,589</b>	<b>188,235</b>	<b>0</b>	<b>0</b>	<b>0</b>



Washington State S. T. I. P.

2024 to 2027

(Project Funds to Nearest Dollar)

MPO/RTPO: PSRC

Y Inside

N Outside

November 17, 2023

County:

Agency: WSDOT - NW

Func Cls	Project Number	PIN	STIP ID	Imp Type	Total Project Length	Environmental Type	RW Required	Begin Termini	End Termini	Total Est. Cost of Project	STIP Amend. No.
01	0901(364)	109014D	WDNW-2058	14	0.550	CE	No	MP 9.17	MP 9.72	2,185,126	

I-90/Westbound Mercer Slough Bridge - Special Bridge Repair

The reinforced concrete at several fixed bearings is deteriorated and in need of repair. Repairing the concrete will preserve the structural integrity and extend the service life of the bridge.

Funding

Phase	Start Date	Federal Fund Code	Federal Funds	State Fund Code	State Funds	Local Funds	Total
CN	2024	NHPP	1,869,529	MVA	38,154	0	1,907,683
<b>Project Totals</b>			<b>1,869,529</b>		<b>38,154</b>	<b>0</b>	<b>1,907,683</b>

Expenditure Schedule

Phase	1st	2nd	3rd	4th	5th & 6th
ALL	1,907,683	0	0	0	0
<b>Totals</b>	<b>1,907,683</b>	<b>0</b>	<b>0</b>	<b>0</b>	<b>0</b>

Washington State S. T. I. P.

2024 to 2027

(Project Funds to Nearest Dollar)

MPO/RTPO: PSRC

Y Inside

N Outside

November 17, 2023

County:

Agency: WSDOT - NW

Func Cls	Project Number	PIN	STIP ID	Imp Type	Total Project Length	Environmental Type	RW Required	Begin Termini	End Termini	Total Est. Cost of Project	STIP Amend. No.
01	0901(511)	109015B	WDNW-2085	14	2.590	CE	No	MP 15.52	MP 18.11	1,102,056	

I-90/Westbound SR 900 Vicinity to E Sunset Way - Bridge Expansion Joints

Preserve the structural integrity of three bridges by repairing the bridge decks and replacing expansion joints which have deteriorated.

Funding

Phase	Start Date	Federal Fund Code	Federal Funds	State Fund Code	State Funds	Local Funds	Total
CN	2024	NHPP	929,322	MVA	18,966	0	948,288
<b>Project Totals</b>			<b>929,322</b>		<b>18,966</b>	<b>0</b>	<b>948,288</b>

Expenditure Schedule

Phase	1st	2nd	3rd	4th	5th & 6th
ALL	948,288	0	0	0	0
<b>Totals</b>	<b>948,288</b>	<b>0</b>	<b>0</b>	<b>0</b>	<b>0</b>

Washington State S. T. I. P.

2024 to 2027

(Project Funds to Nearest Dollar)

MPO/RTPO: PSRC

Y Inside

N Outside

November 17, 2023

County:

Agency: WSDOT - NW

Func Cls	Project Number	PIN	STIP ID	Imp Type	Total Project Length	Environmental Type	RW Required	Begin Termini	End Termini	Total Est. Cost of Project	STIP Amend. No.
01	9999(896)	100021N	WDNW-2080	21	0.000	CE	No	Various	Various	25,469,840	

Northwest Region I-90 & I-5 Tunnel Fire Suppression Systems - Retrofit

The fire retardants used in the I-90 Mt Baker Tunnel and Washington State Convention Center Tunnel is no longer available. The fire retardant needs to be replaced with an environmentally friendly product. The new fire retardant will allow for continued use of the tunnels by trucks hauling flammable loads.

Funding

Phase	Start Date	Federal Fund Code	Federal Funds		State Fund Code	State Funds	Local Funds	Total
			Federal	Fund Code				
CN	2024	NHPP	16,831,036		MVA	343,491	0	17,174,527
CN	2025	NHPP	5,835,619		MVA	119,094	0	5,954,713
<b>Project Totals</b>			<b>22,666,655</b>			<b>462,585</b>	<b>0</b>	<b>23,129,240</b>

Expenditure Schedule

Phase	1st	2nd	3rd	4th	5th & 6th
ALL	17,174,527	5,954,713	0	0	0
<b>Totals</b>	<b>17,174,527</b>	<b>5,954,713</b>	<b>0</b>	<b>0</b>	<b>0</b>

Washington State S. T. I. P.

2024 to 2027

(Project Funds to Nearest Dollar)

MPO/RTPO: PSRC

Y Inside

N Outside

November 17, 2023

County:

Agency: WSDOT - NW

Func Cls	Project Number	PIN	STIP ID	Imp Type	Total Project Length	Environmental Type	RW Required	Begin Termini	End Termini	Total Est. Cost of Project	STIP Amend. No.
01	9999(868)	100021J	WDNW-2049	21	0.000	CE	No	N/A	N/A	1,743,608	

NWR Breakaway Cable Terminal Replacement 21-23

The Breakaway Cable Terminal (BCT) does not meet NCHRP 350 specifications. The BCTs will be removed and replaced with guardrail terminals meeting current standards reducing the risk of injury collisions at these locations. This is a multi-year project, and the programming reflects the planned expenditure schedule within the span of the current regional TIP. This project is within the boundaries of PSRC and WCOG. Funding amounts shown reflect secured funding with the boundaries of PSRC only.

**Funding**

Phase	Start Date	Federal Fund Code	Federal Funds	State Fund Code	State Funds	Local Funds	Total
CN	2024	HSIP	163,326	MVA	3,267	0	166,593
<b>Project Totals</b>			<b>163,326</b>		<b>3,267</b>	<b>0</b>	<b>166,593</b>

**Expenditure Schedule**

Phase	1st	2nd	3rd	4th	5th & 6th
ALL	166,593	0	0	0	0
<b>Totals</b>	<b>166,593</b>	<b>0</b>	<b>0</b>	<b>0</b>	<b>0</b>

Washington State S. T. I. P.

2024 to 2027

(Project Funds to Nearest Dollar)

MPO/RTPO: PSRC

Y Inside

N Outside

November 17, 2023

County:

Agency: WSDOT - NW

Func Cls	Project Number	PIN	STIP ID	Imp Type	Total Project Length	Environmental Type	RW Required	Begin Termini	End Termini	Total Est. Cost of Project	STIP Amend. No.
03	0104(051)	110414A	WDNW-992	20	0.500	CE	Yes	Lyon Creek (MP 31.15)	Lyon Creek (MP 31.30)	7,302,076	

SR 104/Lyon Creek - Fish Passage

Remove the existing fish passage barrier and replace it with a fish passable structure.

Funding

Phase	Start Date	Federal	Fund Code	Federal Funds		State Funds	Local Funds	Total
				Federal Funds	State Fund Code			
CN	2024			0	CSRF	3,397,449	0	3,397,449
CN	2024			0	CWA	69,336	0	69,336
<b>Project Totals</b>				<b>0</b>		<b>3,466,785</b>	<b>0</b>	<b>3,466,785</b>

Expenditure Schedule

Phase	1st	2nd	3rd	4th	5th & 6th
ALL	3,466,785	0	0	0	0
<b>Totals</b>	<b>3,466,785</b>	<b>0</b>	<b>0</b>	<b>0</b>	<b>0</b>

Washington State S. T. I. P.

2024 to 2027

(Project Funds to Nearest Dollar)

MPO/RTPO: PSRC

Y Inside

N Outside

November 17, 2023

County:

Agency: WSDOT - NW

Func Cls	Project Number	PIN	STIP ID	Imp Type	Total Project Length	Environmental Type	RW Required	Begin Termini	End Termini	Total Est. Cost of Project	STIP Amend. No.
03		110430D	WDNW-2127	21	0.100	CE	No	MP 30.56	MP 30.66	4,322,931	

SR 104/NE 195th St Vicinity - Gabion Wall Replacement

A gabion wall adjacent to westbound SR 104 in the vicinity of NE 195th St is failing. Replace existing gabion wall with a soldier pile wall to maintain and preserve the roadway structure.

Funding

Phase	Start Date	Federal	Fund Code	Federal Funds		State Funds		Local Funds	Total
						State Fund Code			
PE	2024		NHPP	334,906		MVA	33,122	0	368,028
PE	2025		NHPP	91,340		MVA	9,034	0	100,374
CN	2025		NHPP	3,528,920		MVA	72,019	0	3,600,939
CN	2026		NHPP	248,518		MVA	5,072	0	253,590
<b>Project Totals</b>				<b>4,203,684</b>			<b>119,247</b>	<b>0</b>	<b>4,322,931</b>

Expenditure Schedule

Phase	1st	2nd	3rd	4th	5th & 6th
ALL	368,028	3,701,313	253,590	0	0
<b>Totals</b>	<b>368,028</b>	<b>3,701,313</b>	<b>253,590</b>	<b>0</b>	<b>0</b>

Washington State S. T. I. P.

2024 to 2027

(Project Funds to Nearest Dollar)

MPO/RTPO: PSRC

Y Inside

N Outside

November 17, 2023

County:

Agency: WSDOT - NW

Func Cls	Project Number	PIN	STIP ID	Imp Type	Total Project Length	Environmental Type	RW Required	Begin Termini	End Termini	Total Est. Cost of Project	STIP Amend. No.
03		116134A	WDNW-2113	20	0.250	CE	Yes	MP 34.90	MP 35.15	21,429,352	

SR 161/19th Way S Vicinity Unnamed Tributary to East Fork Hylebos Creek - Fish Passage

Remove the existing fish passage barrier and replace it with a fish passable structure. This is a multi-year project, and the programming reflects the planned expenditure schedule within the span of the current TIP.

Funding

Phase	Start Date	Federal	Fund Code	Federal Funds		State Funds	Local Funds	Total
					State Fund Code			
PE	2024			0	CSRF	575,671	0	575,671
PE	2024			0	MVA	58,098	0	58,098
PE	2025			0	CSRF	364,612	0	364,612
PE	2025			0	MVA	36,798	0	36,798
RW	2024			0	CWA	3,460,970	0	3,460,970
RW	2025			0	CWA	843,226	0	843,226
CN	2025			0	CSRF	240,578	0	240,578
CN	2025			0	MVA	4,910	0	4,910
CN	2026			0	CSRF	7,006,955	0	7,006,955
CN	2026			0	MVA	142,999	0	142,999
<b>Project Totals</b>				<b>0</b>		<b>12,734,817</b>	<b>0</b>	<b>12,734,817</b>

Expenditure Schedule

Phase	1st	2nd	3rd	4th	5th & 6th
ALL	4,094,739	1,490,124	7,149,954	0	0
<b>Totals</b>	<b>4,094,739</b>	<b>1,490,124</b>	<b>7,149,954</b>	<b>0</b>	<b>0</b>

Washington State S. T. I. P.

2024 to 2027

(Project Funds to Nearest Dollar)

MPO/RTPO: PSRC

Y Inside

N Outside

November 17, 2023

County:

Agency: WSDOT - NW

Func Cls	Project Number	PIN	STIP ID	Imp Type	Total Project Length	Environmental Type	RW Required	Begin Termini	End Termini	Total Est. Cost of Project	STIP Amend. No.
03		116711B	WDNW-2051	24	19.870	CE	No	MP 6.45	MP 26.32	69,000,000	

SR 167 Toll Upgrade

Upgrade the toll equipment on SR 167 corridor to align with the I-405 system. This is a multiyear project that spans beyond the current TIP.

Funding

Phase	Start Date	Federal Fund Code	Federal Funds	State Fund Code	State Funds	Local Funds	Total
CN	2024		0		0	18,472,853	18,472,853
<b>Project Totals</b>			<b>0</b>		<b>0</b>	<b>18,472,853</b>	<b>18,472,853</b>

Expenditure Schedule

Phase	1st	2nd	3rd	4th	5th & 6th
ALL	18,472,853	0	0	0	0
<b>Totals</b>	<b>18,472,853</b>	<b>0</b>	<b>0</b>	<b>0</b>	<b>0</b>



Washington State S. T. I. P.

2024 to 2027

(Project Funds to Nearest Dollar)

MPO/RTPO: PSRC

Y Inside

N Outside

November 17, 2023

County:

Agency: WSDOT - NW

Func Cls	Project Number	PIN	STIP ID	Imp Type	Total Project Length	Environmental Type	RW Required	Begin Termini	End Termini	Total Est. Cost of Project	STIP Amend. No.
03		116714A	WDNW-2096	20	0.100	CE	Yes	MP 21.12	MP 21.22	26,973,257	

SR 167/Mill Creek - Fish Passage

The existing drainage structure at this location has been identified as a fish passage. Replace the existing structure with a fish passable structure, eliminating the restriction to fish passage. This is a multi-year design-build project, and the programming reflects the planned expenditure schedule within the span of the current TIP.

Funding

Phase	Start Date	Federal Fund Code	Federal Funds		State Fund Code	State Funds	Local Funds	Total
PE	2024			0	CSRF	2,257,615	0	2,257,615
PE	2024			0	MVA	223,280	0	223,280
RW	2024			0	CWA	257,000	0	257,000
CN	2024			0	CSRF	3,216,941	0	3,216,941
CN	2024			0	MVA	65,651	0	65,651
<b>Project Totals</b>				<b>0</b>		<b>6,020,487</b>	<b>0</b>	<b>6,020,487</b>

Expenditure Schedule

Phase	1st	2nd	3rd	4th	5th & 6th
ALL	6,020,487	0	0	0	0
<b>Totals</b>	<b>6,020,487</b>	<b>0</b>	<b>0</b>	<b>0</b>	<b>0</b>

Washington State S. T. I. P.

2024 to 2027

(Project Funds to Nearest Dollar)

MPO/RTPO: PSRC

Y Inside

N Outside

November 17, 2023

County:

Agency: WSDOT - NW

Func Cls	Project Number	PIN	STIP ID	Imp Type	Total Project Length	Environmental Type	RW Required	Begin Termini	End Termini	Total Est. Cost of Project	STIP Amend. No.
03		116717C	WDNW-2053	04	1.630	CE	No	MP 17.95	MP 19.58	18,000,000	

SR 167/SR 516 to S 277th St - Southbound Auxiliary Lane

Construct an auxiliary lane on SR 167 in the southbound direction between SR 516 and S 277th Street to mitigate changing traffic patterns along the corridor.

Funding

Phase	Start Date	Federal	Fund Code	Federal Funds	State Fund Code	State Funds	Local Funds	Total
CN	2024			0		0	7,916,937	7,916,937
<b>Project Totals</b>				<b>0</b>		<b>0</b>	<b>7,916,937</b>	<b>7,916,937</b>

Expenditure Schedule

Phase	1st	2nd	3rd	4th	5th & 6th
ALL	7,916,937	0	0	0	0
<b>Totals</b>	<b>7,916,937</b>	<b>0</b>	<b>0</b>	<b>0</b>	<b>0</b>

Washington State S. T. I. P.

2024 to 2027

(Project Funds to Nearest Dollar)

MPO/RTPO: PSRC

Y Inside

N Outside

November 17, 2023

County:

Agency: WSDOT - NW

Func Cls	Project Number	PIN	STIP ID	Imp Type	Total Project Length	Environmental Type	RW Required	Begin Termini	End Termini	Total Est. Cost of Project	STIP Amend. No.
03		116907B	WDNW-2103	20	1.300	CE	Yes	MP 7.05	MP 8.35	64,145,001	

SR 169/Rock Creek, Ginder Creek & Unnamed Tributaries - Fish Passage

Remove the existing fish passage barriers and replace them with fish passable structures. This is a multi-year project, and the programming reflects the planned expenditure schedule within the span of the current TIP.

Funding

Phase	Start Date	Federal Funds		State Funds		Local Funds	Total	
		Federal	Fund Code	State Fund Code	State Funds			
PE	2024			0	CSRF	1,881,838	0	1,881,838
PE	2024			0	CWA	207,576	0	207,576
RW	2024			0	CWA	562,039	0	562,039
RW	2025			0	CWA	393,794	0	393,794
CN	2024			0	CSRF	4,314,619	0	4,314,619
CN	2024			0	CWA	88,054	0	88,054
CN	2025			0	CSRF	16,146,231	0	16,146,231
CN	2025			0	MVA	329,517	0	329,517
CN	2026			0	CSRF	15,946,533	0	15,946,533
CN	2026			0	CWA	325,438	0	325,438
		<b>Project Totals</b>		<b>0</b>		<b>40,195,639</b>	<b>0</b>	<b>40,195,639</b>

Expenditure Schedule

Phase	1st	2nd	3rd	4th	5th & 6th
ALL	7,054,126	16,869,542	16,271,971	0	0
<b>Totals</b>	<b>7,054,126</b>	<b>16,869,542</b>	<b>16,271,971</b>	<b>0</b>	<b>0</b>

Washington State S. T. I. P.

2024 to 2027

(Project Funds to Nearest Dollar)

MPO/RTPO: PSRC

Y Inside

N Outside

November 17, 2023

County:

Agency: WSDOT - NW

Func Cls	Project Number	PIN	STIP ID	Imp Type	Total Project Length	Environmental Type	RW Required	Begin Termini	End Termini	Total Est. Cost of Project	STIP Amend. No.
03	0018(046)	101806B	WDNW-2086	14	0.090	CE	No	MP 6.41	MP 6.50	1,024,728	

SR 18/Eastbound Auburn - Black Diamond Road - Bridge Approaches

The approach slabs have began to settle leaving a rough transition onto and off of the bridge. The slabs and subgrade will be removed and replaced. The new slabs will result in a smooth transition on and off the bridge.

Funding

Phase	Start Date	Federal Fund Code	Federal Funds	State Fund Code	State Funds	Local Funds	Total
CN	2024	NHPP	823,200	MVA	16,800	0	840,000
<b>Project Totals</b>			<b>823,200</b>		<b>16,800</b>	<b>0</b>	<b>840,000</b>

Expenditure Schedule

Phase	1st	2nd	3rd	4th	5th & 6th
ALL	840,000	0	0	0	0
<b>Totals</b>	<b>840,000</b>	<b>0</b>	<b>0</b>	<b>0</b>	<b>0</b>

Washington State S. T. I. P.

2024 to 2027

(Project Funds to Nearest Dollar)

MPO/RTPO: PSRC

Y Inside

N Outside

November 17, 2023

County:

Agency: WSDOT - NW

Func Cls	Project Number	PIN	STIP ID	Imp Type	Total Project Length	Environmental Type	RW Required	Begin Termini	End Termini	Total Est. Cost of Project	STIP Amend. No.
04		120229D	WDNW-2123	06	0.090	CE	No	MP 29.50	MP 29.59	3,244,304	

SR 202/S Fork Snoqualmie River Bridge - Painting

Paint the SR 202 bridge that crosses over the South Fork Snoqualmie River to preserve the structure.

Funding

Phase	Start Date	Federal Fund Code	Federal Funds		State Fund Code	State Funds	Local Funds	Total
			Federal	Fund Code				
PE	2024	STBG	299,328		MVA	29,604	0	328,932
PE	2025	STBG	10,043		MVA	993	0	11,036
<b>Project Totals</b>			<b>309,371</b>			<b>30,597</b>	<b>0</b>	<b>339,968</b>

Expenditure Schedule

Phase	1st	2nd	3rd	4th	5th & 6th
ALL	328,932	11,036	0	0	0
<b>Totals</b>	<b>328,932</b>	<b>11,036</b>	<b>0</b>	<b>0</b>	<b>0</b>

Washington State S. T. I. P.

2024 to 2027

(Project Funds to Nearest Dollar)

MPO/RTPO: PSRC

Y Inside

N Outside

November 17, 2023

County:

Agency: WSDOT - NW

Func Cls	Project Number	PIN	STIP ID	Imp Type	Total Project Length	Environmental Type	RW Required	Begin Termini	End Termini	Total Est. Cost of Project	STIP Amend. No.
04		120204D	WDNW-2079	20	0.120	CE	Yes	MP 4.15	MP 4.27	6,791,971	

SR 202/Sammamish Creek - Fish Passage

Remove the existing fish passage barrier and replace it with a fish passable structure.

Funding

Phase	Start Date	Federal	Fund Code	Federal Funds		State Funds	Local Funds	Total
				Federal Funds	State Fund Code			
CN	2024			0	CSR	4,903,210	0	4,903,210
CN	2024			0	MAW	100,066	0	100,066
<b>Project Totals</b>				<b>0</b>		<b>5,003,276</b>	<b>0</b>	<b>5,003,276</b>

Expenditure Schedule

Phase	1st	2nd	3rd	4th	5th & 6th
ALL	5,003,276	0	0	0	0
<b>Totals</b>	<b>5,003,276</b>	<b>0</b>	<b>0</b>	<b>0</b>	<b>0</b>

Washington State S. T. I. P.

2024 to 2027

(Project Funds to Nearest Dollar)

MPO/RTPO: PSRC

Y Inside

N Outside

November 17, 2023

County:

Agency: WSDOT - NW

Func Cls	Project Number	PIN	STIP ID	Imp Type	Total Project Length	Environmental Type	RW Required	Begin Termini	End Termini	Total Est. Cost of Project	STIP Amend. No.
04		120224L	WDNW-2122	06	0.100	CE	Yes	MP 25.98	MP 26.08	3,663,854	

SR 202/Snoqualmie River Bridge - Painting

The existing paint on the steel surfaces is weathered and damaged, allowing corrosion to occur, and the timber sidewalk decks on each side need replaced. Cleaning and painting the steel surfaces and replacing the timbers on the sidewalks will preserve the bridge and maintain the safety of the highway.

**Funding**

Phase	Start Date	Federal Fund Code	Federal Funds		Local Funds	Total
			State Fund Code	State Funds		
PE	2024			0	CWA 339,830	0 339,830
PE	2025			0	CWA 11,402	0 11,402
RW	2024			0	CWA 13,380	0 13,380
RW	2025			0	CWA 490	0 490
<b>Project Totals</b>				<b>0</b>	<b>365,102</b>	<b>0 365,102</b>

**Expenditure Schedule**

Phase	1st	2nd	3rd	4th	5th & 6th
ALL	353,210	11,892	0	0	0
<b>Totals</b>	<b>353,210</b>	<b>11,892</b>	<b>0</b>	<b>0</b>	<b>0</b>

Washington State S. T. I. P.

2024 to 2027

(Project Funds to Nearest Dollar)

MPO/RTPO: PSRC

Y Inside

N Outside

November 17, 2023

County:

Agency: WSDOT - NW

Func Cls	Project Number	PIN	STIP ID	Imp Type	Total Project Length	Environmental Type	RW Required	Begin Termini	End Termini	Total Est. Cost of Project	STIP Amend. No.
04		120215G	WDNW-2114	20	0.760	CE	No	MP 16.04	MP 16.80	3,487,803	

SR 202/Unnamed Tributary to Patterson Creek - Fish Passage

Remove the existing fish passage barrier and replace with a fish passable structure. This is a multi-year project, and the programming reflects the planned expenditure schedule within the span of the current TIP.

Funding

Phase	Start Date	Federal	Fund Code	Federal Funds		State Fund Code	State Funds	Local Funds	Total
PE	2024			0		CSRF	56,403	0	56,403
PE	2024			0		MVA	4,691	0	4,691
CN	2024			0		CSRF	631,707	0	631,707
CN	2024			0		MVA	12,891	0	12,891
CN	2025			0		CSRF	1,124,684	0	1,124,684
CN	2025			0		MVA	22,954	0	22,954
CN	2026			0		CSRF	1,066,522	0	1,066,522
CN	2026			0		MVA	21,765	0	21,765
<b>Project Totals</b>				<b>0</b>			<b>2,941,617</b>	<b>0</b>	<b>2,941,617</b>

Expenditure Schedule

Phase	1st	2nd	3rd	4th	5th & 6th
ALL	705,692	1,147,638	1,088,287	0	0
<b>Totals</b>	<b>705,692</b>	<b>1,147,638</b>	<b>1,088,287</b>	<b>0</b>	<b>0</b>



Washington State S. T. I. P.

2024 to 2027

(Project Funds to Nearest Dollar)

MPO/RTPO: PSRC

Y Inside

N Outside

November 17, 2023

County:

Agency: WSDOT - NW

Func Cls	Project Number	PIN	STIP ID	Imp Type	Total Project Length	Environmental Type	RW Required	Begin Termini	End Termini	Total Est. Cost of Project	STIP Amend. No.
04	0203(024)	120320B	WDNW-2070	21	0.330	CE	No	MP 20.53	MP 20.86	2,448,933	

SR 203/High Rock Rd & 203rd St SE - Intersection Improvement

The intersections on SR 203 at High Rock Road and 203rd St SE have been identified as candidate locations in the systemic safety strategy for intersections with a compact roundabout program.

**Funding**

Phase	Start Date	Federal	Fund Code	Federal Funds	State Fund Code	State Funds	Local Funds	Total
CN	2024		HSIP	1,619,987	MVA	33,061	0	1,653,048
CN	2025		HSIP	209,987	MVA	4,285	0	214,272
<b>Project Totals</b>				<b>1,829,974</b>		<b>37,346</b>	<b>0</b>	<b>1,867,320</b>

**Expenditure Schedule**

Phase	1st	2nd	3rd	4th	5th & 6th
ALL	1,653,048	214,272	0	0	0
<b>Totals</b>	<b>1,653,048</b>	<b>214,272</b>	<b>0</b>	<b>0</b>	<b>0</b>

Washington State S. T. I. P.

2024 to 2027

(Project Funds to Nearest Dollar)

MPO/RTPO: PSRC

Y Inside

N Outside

November 17, 2023

County:

Agency: WSDOT - NW

Func Cls	Project Number	PIN	STIP ID	Imp Type	Total Project Length	Environmental Type	RW Required	Begin Termini	End Termini	Total Est. Cost of Project	STIP Amend. No.
04	0203(025)	120314B	WDNW-2074	20	8.260	CE	No	MP 0.69	MP 8.95	1,324,840	

SR 203/Slough Bridge Vicinity to Kelly Rd NE Vicinity - Stormwater Retrofit

Stormwater runoff leaves the right of way without being treated. By retrofitting the stormwater the highway runoff will be directed away from sensitive areas and prevent erosion.

**Funding**

Phase	Start Date	Federal Fund Code	Federal Funds	State Fund Code	State Funds	Local Funds	Total
CN	2024	STBG	789,473	MVA	16,112	0	805,585
<b>Project Totals</b>			<b>789,473</b>		<b>16,112</b>	<b>0</b>	<b>805,585</b>

**Expenditure Schedule**

Phase	1st	2nd	3rd	4th	5th & 6th
ALL	805,585	0	0	0	0
<b>Totals</b>	<b>805,585</b>	<b>0</b>	<b>0</b>	<b>0</b>	<b>0</b>

Washington State S. T. I. P.

2024 to 2027

(Project Funds to Nearest Dollar)

MPO/RTPO: PSRC

Y Inside

N Outside

November 17, 2023

County:

Agency: WSDOT - NW

Func Cls	Project Number	PIN	STIP ID	Imp Type	Total Project Length	Environmental Type	RW Required	Begin Termini	End Termini	Total Est. Cost of Project	STIP Amend. No.
04	0410(072)	141057A	WDNW-2088	20	0.300	CE	No	SR 410 MP 58.30	SR 410 MP 58.60	3,048,279	

SR 410/Upper White River - Chronic Environmental Deficiency (Immediate Actions 1 & 2)

The roadway at this location of SR 410 is at chronic risk of flooding and bank erosion from adjacent and expanding side channels of the White River. Construct a log headcut fill structure and an engineered log jam to cut off flows feeding the expanding side channel that is directed toward the highway.

Funding

Phase	Start Date	Federal Fund Code	Federal Funds		State Fund Code	State Funds	Local Funds	Total
			Federal Funds	State Funds				
PE	2024	WFL	114,998		MVA	89,854	0	204,852
<b>Project Totals</b>			<b>114,998</b>			<b>89,854</b>	<b>0</b>	<b>204,852</b>

Expenditure Schedule

Phase	1st	2nd	3rd	4th	5th & 6th
ALL	204,852	0	0	0	0
<b>Totals</b>	<b>204,852</b>	<b>0</b>	<b>0</b>	<b>0</b>	<b>0</b>

Washington State S. T. I. P.

2024 to 2027

(Project Funds to Nearest Dollar)

MPO/RTPO: PSRC

Y Inside

N Outside

November 17, 2023

County:

Agency: WSDOT - NW

Func Cls	Project Number	PIN	STIP ID	Imp Type	Total Project Length	Environmental Type	RW Required	Begin Termini	End Termini	Total Est. Cost of Project	STIP Amend. No.
03	0509(032)	150907G	WDNW-2016	03	2.710	EIS	Yes	SR 509 MP 21.49	SR 509 MP 24.20	651,800,001	

SR 509/28th/24th Ave S to S 188th St - SR 509 Completion Stage 2

This project will widen SR 509 between 24th/28th Ave. S. and S. 188th St. and add toll lanes. This is a multi-year design-build project, and the programming reflects the planned expenditure schedule within the span of the current TIP.

Funding

Phase	Start Date	Federal Funds		State Funds		Local Funds	Total
		Federal	Fund Code	State Fund Code	State Funds		
CN	2024			CWA	14,672,471	0	14,672,471
CN	2024			MAW	101,261,526	0	101,261,526
CN	2025			CWA	35,239,179	0	35,239,179
CN	2025			MAW	116,454,812	0	116,454,812
CN	2025				0	4,048,658	4,048,658
CN	2025			OTHER	19,838,430	0	19,838,430
CN	2026			CWA	45,082,542	0	45,082,542
CN	2026			MAW	72,217,012	0	72,217,012
CN	2026				0	9,291,398	9,291,398
CN	2026			OTHER	45,527,850	0	45,527,850
		<b>Project Totals</b>		<b>0</b>	<b>450,293,822</b>	<b>13,340,056</b>	<b>463,633,878</b>

Expenditure Schedule

Phase	1st	2nd	3rd	4th	5th & 6th
ALL	115,933,997	175,581,079	172,118,802	0	0
<b>Totals</b>	<b>115,933,997</b>	<b>175,581,079</b>	<b>172,118,802</b>	<b>0</b>	<b>0</b>

Washington State S. T. I. P.

2024 to 2027

(Project Funds to Nearest Dollar)

MPO/RTPO: PSRC

Y Inside

N Outside

November 17, 2023

County:

Agency: WSDOT - NW

Func Cls	Project Number	PIN	STIP ID	Imp Type	Total Project Length	Environmental Type	RW Required	Begin Termini	End Termini	Total Est. Cost of Project	STIP Amend. No.
03		150923B	WDNW-2015	20	0.100	CE	Yes	MP 24.37	MP 24.47	26,798,985	

SR 509/Miller Creek - Fish Passage

Remove the existing fish passage barrier and replace it with a fish passable structure. This is a multi-year design-build project, and the programming reflects the planned expenditure schedule within the span of the current TIP.

**Funding**

Phase	Start Date	Federal	Fund Code	Federal Funds	State Fund Code	State Funds	Local Funds	Total
PE	2024			0	CSRF	812,829	0	812,829
CN	2024		NHPP	1,763,182	CWA	35,983	0	1,799,165
CN	2025		NHPP	6,598,205	CWA	134,656	0	6,732,861
CN	2026		NHPP	6,516,600	CWA	132,994	0	6,649,594
<b>Project Totals</b>				<b>14,877,987</b>		<b>1,116,462</b>	<b>0</b>	<b>15,994,449</b>

**Expenditure Schedule**

Phase	1st	2nd	3rd	4th	5th & 6th
ALL	2,611,994	6,732,861	6,649,594	0	0
<b>Totals</b>	<b>2,611,994</b>	<b>6,732,861</b>	<b>6,649,594</b>	<b>0</b>	<b>0</b>

Washington State S. T. I. P.

2024 to 2027

(Project Funds to Nearest Dollar)

MPO/RTPO: PSRC

Y Inside

N Outside

November 17, 2023

County:

Agency: WSDOT - NW

Func Cls	Project Number	PIN	STIP ID	Imp Type	Total Project Length	Environmental Type	RW Required	Begin Termini	End Termini	Total Est. Cost of Project	STIP Amend. No.
04		151503K	WDNW-2115	20	0.100	CE	Yes	MP 3.92	MP 4.02	7,904,816	

SR 515/Panther Creek to Springbrook Creek - Fish Passage

Remove the existing fish passage barrier and replace with a fish passable structure. This is a multi-year design-build project, and the programming reflects the planned expenditure schedule within the span of the current TIP.

Funding

Phase	Start Date	Federal Fund Code	Federal Funds	State Fund Code	State Funds	Local Funds	Total
PE	2024		0	CSRF	1,074,279	0	1,074,279
PE	2024		0	MVA	129,667	0	129,667
RW	2024		0	CWA	32,958	0	32,958
RW	2024		0	MVA	548,912	0	548,912
RW	2025		0	CWA	31,292	0	31,292
RW	2025		0	MVA	277,701	0	277,701
RW	2026		0	MVA	29,602	0	29,602
CN	2024		0	CSRF	736,053	0	736,053
CN	2024		0	MVA	15,021	0	15,021
CN	2025		0	CSRF	2,016,945	0	2,016,945
CN	2025		0	MVA	41,162	0	41,162
CN	2026		0	CSRF	1,992,002	0	1,992,002
CN	2026		0	MVA	40,653	0	40,653
<b>Project Totals</b>			<b>0</b>		<b>6,966,247</b>	<b>0</b>	<b>6,966,247</b>

Washington State S. T. I. P.

2024 to 2027

(Project Funds to Nearest Dollar)

November 17, 2023

MPO/RTPO: PSRC

Y Inside

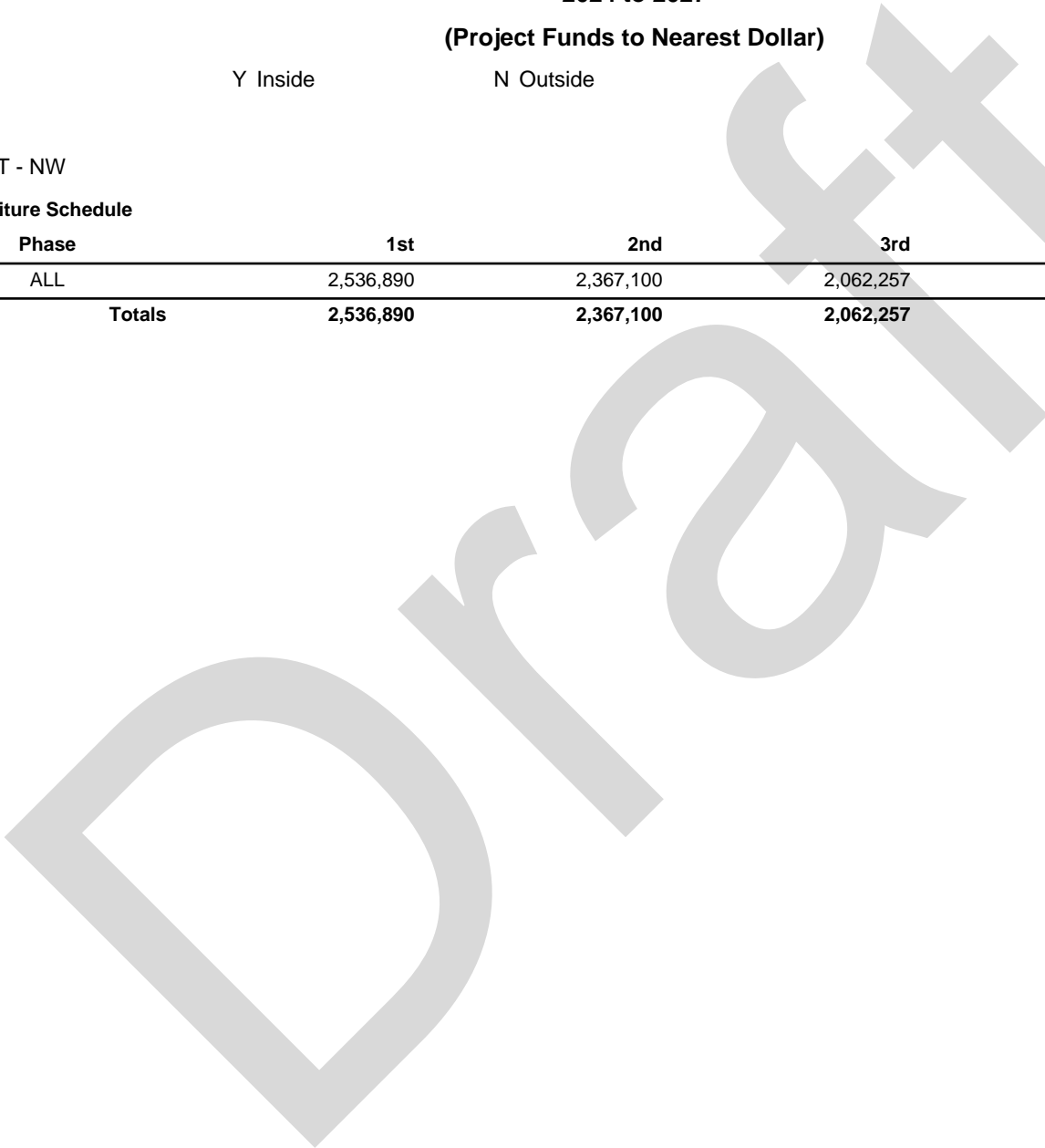
N Outside

County:

Agency: WSDOT - NW

Expenditure Schedule

Phase	1st	2nd	3rd	4th	5th & 6th
ALL	2,536,890	2,367,100	2,062,257	0	0
<b>Totals</b>	<b>2,536,890</b>	<b>2,367,100</b>	<b>2,062,257</b>	<b>0</b>	<b>0</b>



Washington State S. T. I. P.

2024 to 2027

(Project Funds to Nearest Dollar)

MPO/RTPO: PSRC

Y Inside

N Outside

November 17, 2023

County:

Agency: WSDOT - NW

Func Cls	Project Number	PIN	STIP ID	Imp Type	Total Project Length	Environmental Type	RW Required	Begin Termini	End Termini	Total Est. Cost of Project	STIP Amend. No.
03		151605D	WDNW-2116	20	0.520	CE	Yes	MP 5.68	MP 6.20	4,053,176	

SR 516/Mill Creek - Fish Passage

The existing drainage structure at this location has been identified as a fish passage. Replace the existing structure with a fish passable structure, eliminating the restriction to fish passage. This is a multi-year design-build project, and the programming reflects the planned expenditure schedule within the span of the current TIP.

Funding

Phase	Start Date	Federal Fund Code	Federal Funds		State Fund Code	State Funds	Local Funds	Total
PE	2024			0	CSRF	487,399	0	487,399
PE	2024			0	MVA	47,462	0	47,462
RW	2024			0	CWA	64,250	0	64,250
CN	2024			0	CSRF	460,227	0	460,227
CN	2024			0	MVA	9,392	0	9,392
CN	2025			0	CSRF	1,261,122	0	1,261,122
CN	2025			0	MVA	25,735	0	25,735
CN	2026			0	CSRF	1,245,524	0	1,245,524
CN	2026			0	MVA	25,418	0	25,418
<b>Project Totals</b>				<b>0</b>		<b>3,626,529</b>	<b>0</b>	<b>3,626,529</b>

Expenditure Schedule

Phase	1st	2nd	3rd	4th	5th & 6th
ALL	1,068,730	1,286,857	1,270,942	0	0
<b>Totals</b>	<b>1,068,730</b>	<b>1,286,857</b>	<b>1,270,942</b>	<b>0</b>	<b>0</b>



Washington State S. T. I. P.

2024 to 2027

(Project Funds to Nearest Dollar)

MPO/RTPO: PSRC

Y Inside

N Outside

November 17, 2023

County:

Agency: WSDOT - NW

Func Cls	Project Number	PIN	STIP ID	Imp Type	Total Project Length	Environmental Type	RW Required	Begin Termini	End Termini	Total Est. Cost of Project	STIP Amend. No.
03		152232K	WDNW-2047	03	4.100	CE	Yes	MP 16.32	MP 20.42	180,073,391	

SR 522/Paradise Lake Rd to Snohomish River Br - Interchange & Widening

This project provides a new interchange at SR 522 and Paradise Lake Road, and widening SR 522 from Paradise Lake Road to the Snohomish River bridge.

Funding

Phase	Start Date	Federal	Fund Code	Federal Funds	State Fund Code	State Funds	Local Funds	Total
RW	2024			0	CWA	5,000,000	0	5,000,000
RW	2024			0	MVA	1,000,000	0	1,000,000
<b>Project Totals</b>				<b>0</b>		<b>6,000,000</b>	<b>0</b>	<b>6,000,000</b>

Expenditure Schedule

Phase	1st	2nd	3rd	4th	5th & 6th
ALL	6,000,000	0	0	0	0
<b>Totals</b>	<b>6,000,000</b>	<b>0</b>	<b>0</b>	<b>0</b>	<b>0</b>

Washington State S. T. I. P.

2024 to 2027

(Project Funds to Nearest Dollar)

MPO/RTPO: PSRC

Y Inside

N Outside

November 17, 2023

County:

Agency: WSDOT - NW

Func Cls	Project Number	PIN	STIP ID	Imp Type	Total Project Length	Environmental Type	RW Required	Begin Termini	End Termini	Total Est. Cost of Project	STIP Amend. No.
03		152200G	WDNW-2110	20	1.110	CE	Yes	MP 2.26	MP 3.37	38,627,680	

SR 522/Thornton Creek - Fish Passage

Remove the existing fish passage barriers and replace them with fish passable structures. This is a multi-year design-build project, and the programming reflects the planned expenditure schedule within the span of the current TIP.

Funding

Phase	Start Date	Federal Funds		State Funds		Local Funds	Total	
		Federal	Fund Code	State Fund Code	State Funds			
PE	2024			0	CSRF	820,359	0	820,359
PE	2024			0	MVA	73,832	0	73,832
RW	2024			0	MVA	386,649	0	386,649
CN	2024			0	CSRF	4,234,180	0	4,234,180
CN	2024			0	MVA	86,411	0	86,411
CN	2025			0	CSRF	5,625,962	0	5,625,962
CN	2025			0	MVA	114,815	0	114,815
CN	2026			0	CSRF	5,556,382	0	5,556,382
CN	2026			0	MVA	113,398	0	113,398
<b>Project Totals</b>				<b>0</b>		<b>17,011,988</b>	<b>0</b>	<b>17,011,988</b>

Expenditure Schedule

Phase	1st	2nd	3rd	4th	5th & 6th
ALL	5,601,431	5,740,777	5,669,780	0	0
<b>Totals</b>	<b>5,601,431</b>	<b>5,740,777</b>	<b>5,669,780</b>	<b>0</b>	<b>0</b>

Washington State S. T. I. P.

2024 to 2027

(Project Funds to Nearest Dollar)

MPO/RTPO: PSRC

Y Inside

N Outside

November 17, 2023

County:

Agency: WSDOT - NW

Func Cls	Project Number	PIN	STIP ID	Imp Type	Total Project Length	Environmental Type	RW Required	Begin Termini	End Termini	Total Est. Cost of Project	STIP Amend. No.
03		152405J	WDNW-2109	20	0.250	CE	Yes	MP 3.80	MP 4.05	8,453,036	

SR 524/Scriber Creek to Swamp Creek - Fish Passage

Remove the existing fish passage barriers and replace them with fish passable structures. This is a multi-year design-build project, and the programming reflects the planned expenditure schedule within the span of the current TIP.

Funding

Phase	Start Date	Federal	Fund Code	Federal Funds		State Fund Code	State Funds	Local Funds	Total
CN	2024			0		CSRF	909,596	0	909,596
CN	2024			0		MVA	18,563	0	18,563
CN	2025			0		CSRF	1,208,582	0	1,208,582
CN	2025			0		MVA	24,665	0	24,665
CN	2026			0		CSRF	1,193,634	0	1,193,634
CN	2026			0		MVA	24,360	0	24,360
<b>Project Totals</b>				<b>0</b>			<b>3,379,400</b>	<b>0</b>	<b>3,379,400</b>

Expenditure Schedule

Phase	1st	2nd	3rd	4th	5th & 6th
ALL	928,159	1,233,247	1,217,994	0	0
<b>Totals</b>	<b>928,159</b>	<b>1,233,247</b>	<b>1,217,994</b>	<b>0</b>	<b>0</b>

Washington State S. T. I. P.

2024 to 2027

(Project Funds to Nearest Dollar)

MPO/RTPO: PSRC

Y Inside

N Outside

November 17, 2023

County:

Agency: WSDOT - NW

Func Cls	Project Number	PIN	STIP ID	Imp Type	Total Project Length	Environmental Type	RW Required	Begin Termini	End Termini	Total Est. Cost of Project	STIP Amend. No.
03		152505B	WDNW-2093	06	2.590	CE	Yes	SR 525 MP 5.72	SR 525 MP 8.47	5,560,520	

SR 525/SR 525 Spur Vicinity to Mukilteo Ferry Terminal - Paving

This project will grind and pave Hot Mix Asphalt (HMA) on both directions of the SR 525 Spur to the Mukilteo Ferry Terminal, to extend the pavement service life and preserve the roadway. In addition, this project will evaluate and replace/modify all pedestrian curb ramps within the project limits that do not meet ADA standards.

Funding

Phase	Start Date	Federal Funds		State Funds		Local Funds	Total	
		Federal	Fund Code	State Fund Code	State Funds			
PE	2024		NHPP	556,829	MVA	55,071	0	611,900
RW	2024		NHPP	51,156	MVA	1,044	0	52,200
CN	2026		NHPP	4,098,492	MVA	97,928	0	4,196,420
CN	2026		STBG(UL)	700,000		0	0	700,000
		<b>Project Totals</b>		<b>5,406,477</b>		<b>154,043</b>	<b>0</b>	<b>5,560,520</b>

Expenditure Schedule

Phase	1st	2nd	3rd	4th	5th & 6th
ALL	664,100	0	4,896,420	0	0
<b>Totals</b>	<b>664,100</b>	<b>0</b>	<b>4,896,420</b>	<b>0</b>	<b>0</b>

Washington State S. T. I. P.

2024 to 2027

(Project Funds to Nearest Dollar)

MPO/RTPO: PSRC

Y Inside

N Outside

November 17, 2023

County:

Agency: WSDOT - NW

Func Cls	Project Number	PIN	STIP ID	Imp Type	Total Project Length	Environmental Type	RW Required	Begin Termini	End Termini	Total Est. Cost of Project	STIP Amend. No.
03		152714B	WDNW-1119	20	0.100	CE	Yes	MP 6.52	MP 6.62	9,653,083	

SR 527/Penny Creek - Fish Passage

Remove the existing fish passage barrier and replace it with a fish passable structure. This is a multi-year project and the programming reflects the funds available within the span of the regional TIP.

**Funding**

Phase	Start Date	Federal	Fund Code	Federal Funds	State Fund Code	State Funds	Local Funds	Total
CN	2024			0	CSRF	64,529	0	64,529
CN	2024			0	CWA	133,079	0	133,079
<b>Project Totals</b>				<b>0</b>		<b>197,608</b>	<b>0</b>	<b>197,608</b>

**Expenditure Schedule**

Phase	1st	2nd	3rd	4th	5th & 6th
ALL	197,608	0	0	0	0
<b>Totals</b>	<b>197,608</b>	<b>0</b>	<b>0</b>	<b>0</b>	<b>0</b>

Washington State S. T. I. P.

2024 to 2027

(Project Funds to Nearest Dollar)

MPO/RTPO: PSRC

Y Inside

N Outside

November 17, 2023

County:

Agency: WSDOT - NW

Func Cls	Project Number	PIN	STIP ID	Imp Type	Total Project Length	Environmental Type	RW Required	Begin Termini	End Termini	Total Est. Cost of Project	STIP Amend. No.
		152904Z	WDNW-2097	14	0.530	CE	No	MP 3.79	MP 4.32	11,964,819	

SR 529/Northbound Snohomish River Bridge - Bridge Painting

The existing paint on the steel surfaces is weathered and damaged, allowing corrosion to occur. Cleaning, painting the steel surfaces and performing steel repairs on the northbound Snohomish River bridge will preserve the bridge and maintain the safety of the highway. The project also will replace sidewalk timbers on Spans D, E, F, G, H and I of the bridge. This is a multi-year project, and the programming reflects the planned expenditure schedule within the span of the current TIP.

Funding

Phase	Start Date	Federal Fund Code	Federal Funds		State Fund Code	State Funds	Local Funds	Total
			Federal	Fund Code				
PE	2024	NHPP	727,911		MVA	71,991	0	799,902
<b>Project Totals</b>			<b>727,911</b>			<b>71,991</b>	<b>0</b>	<b>799,902</b>

Expenditure Schedule

Phase	1st	2nd	3rd	4th	5th & 6th
ALL	799,902	0	0	0	0
<b>Totals</b>	<b>799,902</b>	<b>0</b>	<b>0</b>	<b>0</b>	<b>0</b>

Washington State S. T. I. P.

2024 to 2027

(Project Funds to Nearest Dollar)

MPO/RTPO: PSRC

Y Inside

N Outside

November 17, 2023

County:

Agency: WSDOT - NW

Func Cls	Project Number	PIN	STIP ID	Imp Type	Total Project Length	Environmental Type	RW Required	Begin Termini	End Termini	Total Est. Cost of Project	STIP Amend. No.
03	0529(019)	152906L	WDNW-1168	14	0.170	CE	Yes	MP 5.40	MP 5.61	4,085,297	

SR 529/Northbound Steamboat Slough Bridge - Bridge Scour

This project will address scour at piers 5, 6, 7 and 8 of Bridge 529/20E. The void under pier 8 pile cap will be repaired and filled.

**Funding**

Phase	Start Date	Federal	Fund Code	Federal Funds		State Fund Code	State Funds	Local Funds	Total
RW	2024		NHPP	72,442		MVA	1,478	0	73,920
CN	2024		NHPP	3,472,754		MVA	70,873	0	3,543,627
<b>Project Totals</b>				<b>3,545,196</b>			<b>72,351</b>	<b>0</b>	<b>3,617,547</b>

**Expenditure Schedule**

Phase	1st	2nd	3rd	4th	5th & 6th
ALL	3,617,547	0	0	0	0
<b>Totals</b>	<b>3,617,547</b>	<b>0</b>	<b>0</b>	<b>0</b>	<b>0</b>

Washington State S. T. I. P.

2024 to 2027

(Project Funds to Nearest Dollar)

MPO/RTPO: PSRC

Y Inside

N Outside

November 17, 2023

County:

Agency: WSDOT - NW

Func Cls	Project Number	PIN	STIP ID	Imp Type	Total Project Length	Environmental Type	RW Required	Begin Termini	End Termini	Total Est. Cost of Project	STIP Amend. No.
03	0529(019)	152905B	WDNW-1083	14	0.400	CE	Yes	MP 5.00	MP 5.40	3,161,966	

SR 529/Northbound Union Slough Bridge - Scour Repair

The footing for piers 5, 8, and 9 on this structure have been exposed due to erosion, and voids under piers 8 and 9 have been produced. Filling the voids and placing rip-rap around the exposed piers will protect the bridge from further erosion.

**Funding**

Phase	Start Date	Federal	Fund Code	Federal Funds	State Fund Code	State Funds	Local Funds	Total
RW	2024		NHPP	72,442	MVA	1,478	0	73,920
CN	2024		NHPP	2,716,972	MVA	55,448	0	2,772,420
<b>Project Totals</b>				<b>2,789,414</b>		<b>56,926</b>	<b>0</b>	<b>2,846,340</b>

**Expenditure Schedule**

Phase	1st	2nd	3rd	4th	5th & 6th
ALL	2,846,340	0	0	0	0
<b>Totals</b>	<b>2,846,340</b>	<b>0</b>	<b>0</b>	<b>0</b>	<b>0</b>



Washington State S. T. I. P.

2024 to 2027

(Project Funds to Nearest Dollar)

MPO/RTPO: PSRC

Y Inside

N Outside

November 17, 2023

County:

Agency: WSDOT - NW

Func Cls	Project Number	PIN	STIP ID	Imp Type	Total Project Length	Environmental Type	RW Required	Begin Termini	End Termini	Total Est. Cost of Project	STIP Amend. No.
03	0529(019)	152906F	WDNW-1135	14	0.400	CE	No	MP 5.00	MP 5.40	2,766,186	

SR 529/Northbound Union Slough Bridge - Substructure Repair

This project will repair the deteriorated concrete columns of bridge no. 529/15E on SR 529; the repair work will be applied to the columns and crossbeam bolsters of piers 2 through 12.

Funding

Phase	Start Date	Federal Fund Code	Federal Funds	State Fund Code	State Funds	Local Funds	Total
CN	2024	NHPP	2,547,823	MVA	51,996	0	2,599,819
<b>Project Totals</b>			<b>2,547,823</b>		<b>51,996</b>	<b>0</b>	<b>2,599,819</b>

Expenditure Schedule

Phase	1st	2nd	3rd	4th	5th & 6th
ALL	2,599,819	0	0	0	0
<b>Totals</b>	<b>2,599,819</b>	<b>0</b>	<b>0</b>	<b>0</b>	<b>0</b>

Washington State S. T. I. P.

2024 to 2027

(Project Funds to Nearest Dollar)

MPO/RTPO: PSRC

Y Inside

N Outside

November 17, 2023

County:

Agency: WSDOT - NW

Func Cls	Project Number	PIN	STIP ID	Imp Type	Total Project Length	Environmental Type	RW Required	Begin Termini	End Termini	Total Est. Cost of Project	STIP Amend. No.
03	0529(019)	152906E	WDNW-1136	14	0.510	CE	Yes	MP 4.93	MP 5.44	3,345,726	

SR 529/SB Union Slough Bridge - Rehabilitation

This project will repair the deteriorated concrete columns on piers 2 through 12 of Bridge 529/15W. Scour will be addressed at piers 4, 5, 8 and 11.

Funding

Phase	Start Date	Federal	Fund Code	Federal Funds	State Fund Code	State Funds	Local Funds	Total
RW	2024		NHPP	24,147	MVA	493	0	24,640
CN	2024		NHPP	2,884,946	MVA	58,877	0	2,943,823
<b>Project Totals</b>				<b>2,909,093</b>		<b>59,370</b>	<b>0</b>	<b>2,968,463</b>

Expenditure Schedule

Phase	1st	2nd	3rd	4th	5th & 6th
ALL	2,968,463	0	0	0	0
<b>Totals</b>	<b>2,968,463</b>	<b>0</b>	<b>0</b>	<b>0</b>	<b>0</b>

Washington State S. T. I. P.

2024 to 2027

(Project Funds to Nearest Dollar)

MPO/RTPO: PSRC

Y Inside

N Outside

November 17, 2023

County:

Agency: WSDOT - NW

Func Cls	Project Number	PIN	STIP ID	Imp Type	Total Project Length	Environmental Type	RW Required	Begin Termini	End Termini	Total Est. Cost of Project	STIP Amend. No.
03	0529(022)	152904Y	WDNW-2098	14	0.520	CE	No	MP 3.83	MP 4.35	17,324,970	

SR 529/Southbound Snohomish River Bridge - Bridge Painting

The existing paint on the steel surfaces is weathered and damaged, allowing corrosion to occur. Cleaning, painting the steel surfaces and performing steel repairs on the southbound Snohomish River bridge will preserve the bridge and maintain the safety of the highway. This is a multi-year project, and the programming reflects the planned expenditure schedule within the span of the current TIP.

Funding

Phase	Start Date	Federal Fund Code	Federal Funds		State Fund Code	State Funds	Local Funds	Total
			Federal Funds	State Funds				
PE	2024	NHPP	1,027,640		MVA	101,635	0	1,129,275
<b>Project Totals</b>			<b>1,027,640</b>			<b>101,635</b>	<b>0</b>	<b>1,129,275</b>

Expenditure Schedule

Phase	1st	2nd	3rd	4th	5th & 6th
ALL	1,129,275	0	0	0	0
<b>Totals</b>	<b>1,129,275</b>	<b>0</b>	<b>0</b>	<b>0</b>	<b>0</b>

Washington State S. T. I. P.

2024 to 2027

(Project Funds to Nearest Dollar)

MPO/RTPO: PSRC

Y Inside

N Outside

November 17, 2023

County:

Agency: WSDOT - NW

Func Cls	Project Number	PIN	STIP ID	Imp Type	Total Project Length	Environmental Type	RW Required	Begin Termini	End Termini	Total Est. Cost of Project	STIP Amend. No.
03	0529(021)	152906K	WDNW-2067	06	0.190	CE	No	MP 5.42	MP 5.63	11,387,259	

SR 529/Southbound Steamboat Slough Bridge - Bridge Painting

The existing paint on the steel surfaces is weathered and damaged, allowing corrosion to occur. Cleaning and painting the steel surfaces will preserve the bridge and maintain the safety of the highway.

Funding

Phase	Start Date	Federal Fund Code	Federal Funds	State Fund Code	State Funds	Local Funds	Total
CN	2024	NHPP	10,428,807	MVA	212,833	0	10,641,640
<b>Project Totals</b>			<b>10,428,807</b>		<b>212,833</b>	<b>0</b>	<b>10,641,640</b>

Expenditure Schedule

Phase	1st	2nd	3rd	4th	5th & 6th
ALL	10,641,640	0	0	0	0
<b>Totals</b>	<b>10,641,640</b>	<b>0</b>	<b>0</b>	<b>0</b>	<b>0</b>

Washington State S. T. I. P.

2024 to 2027

(Project Funds to Nearest Dollar)

MPO/RTPO: PSRC

Y Inside

N Outside

November 17, 2023

County:

Agency: WSDOT - NW

Func Cls	Project Number	PIN	STIP ID	Imp Type	Total Project Length	Environmental Type	RW Required	Begin Termini	End Termini	Total Est. Cost of Project	STIP Amend. No.
04		153160K	WDNW-2013	03	1.680	DCE	Yes	SR 531 MP 7.00	SR 531 MP 8.68	39,300,000	

SR 531/43rd Ave NE to 67th Ave NE - Widening

This project will widen the SR 531 corridor between 43rd Ave NE and 67th Ave NE, including intersection and pedestrian improvements.

Funding

Phase	Start Date	Federal	Fund Code	Federal Funds		State Fund Code	State Funds	Local Funds	Total
RW	2024			0		CWA	8,600,000	0	8,600,000
<b>Project Totals</b>				<b>0</b>			<b>8,600,000</b>	<b>0</b>	<b>8,600,000</b>

Expenditure Schedule

Phase	1st	2nd	3rd	4th	5th & 6th
ALL	8,600,000	0	0	0	0
<b>Totals</b>	<b>8,600,000</b>	<b>0</b>	<b>0</b>	<b>0</b>	<b>0</b>

Washington State S. T. I. P.

2024 to 2027

(Project Funds to Nearest Dollar)

MPO/RTPO: PSRC

Y Inside

N Outside

November 17, 2023

County:

Agency: WSDOT - NW

Func Cls	Project Number	PIN	STIP ID	Imp Type	Total Project Length	Environmental Type	RW Required	Begin Termini	End Termini	Total Est. Cost of Project	STIP Amend. No.
05	0531(012)	153114A	WDNW-2063	20	0.010	CE	Yes	MP 3.82	MP 3.83	1,024,297	

SR 531/Cougar Creek Vicinity - Stormwater Retrofit

This section of SR 531 has been identified in a stateside effort as a high priority corridor for improving water quality. With stormwater retrofit the highway runoff will be directed away from sensitive areas and prevent erosion.

**Funding**

Phase	Start Date	Federal	Fund Code	Federal Funds	State Fund Code	State Funds	Local Funds	Total
RW	2024		STBG	16,495	MVA	337	0	16,832
CN	2024		STBG	757,844	MVA	15,466	0	773,310
<b>Project Totals</b>				<b>774,339</b>		<b>15,803</b>	<b>0</b>	<b>790,142</b>

**Expenditure Schedule**

Phase	1st	2nd	3rd	4th	5th & 6th
ALL	790,142	0	0	0	0
<b>Totals</b>	<b>790,142</b>	<b>0</b>	<b>0</b>	<b>0</b>	<b>0</b>

Washington State S. T. I. P.

2024 to 2027

(Project Funds to Nearest Dollar)

MPO/RTPO: PSRC

Y Inside

N Outside

November 17, 2023

County:

Agency: WSDOT - NW

Func Cls	Project Number	PIN	STIP ID	Imp Type	Total Project Length	Environmental Type	RW Required	Begin Termini	End Termini	Total Est. Cost of Project	STIP Amend. No.
05		153102A	WDNW-2087	20	0.100	CE	Yes	MP 2.55	MP 2.65	3,823,313	

SR 531/Fish Creek - Fish Passage

Remove the existing fish passage barriers and replace them with fish passable structures.

Funding

Phase	Start Date	Federal Funds		State Funds		Local Funds	Total	
		Federal	Fund Code	State Fund Code	State Funds			
PE	2024			0	CSRF	658,615	0	658,615
PE	2024			0	CWA	20,330	0	20,330
PE	2024			0	MVA	115,138	0	115,138
RW	2024			0	CWA	54,250	0	54,250
CN	2024			0	CSRF	2,915,480	0	2,915,480
CN	2024			0	MVA	59,500	0	59,500
<b>Project Totals</b>				<b>0</b>		<b>3,823,313</b>	<b>0</b>	<b>3,823,313</b>

Expenditure Schedule

Phase	1st	2nd	3rd	4th	5th & 6th
ALL	3,823,313	0	0	0	0
<b>Totals</b>	<b>3,823,313</b>	<b>0</b>	<b>0</b>	<b>0</b>	<b>0</b>

Washington State S. T. I. P.

2024 to 2027

(Project Funds to Nearest Dollar)

MPO/RTPO: PSRC

Y Inside

N Outside

November 17, 2023

County:

Agency: WSDOT - NW

Func Cls	Project Number	PIN	STIP ID	Imp Type	Total Project Length	Environmental Type	RW Required	Begin Termini	End Termini	Total Est. Cost of Project	STIP Amend. No.
03		100913C	WDNW-2124	06	0.050	CE	No	MP 10.85	MP 10.90	786,736	

SR 9/Bickford Ave Bridge - Painting

The existing paint on the steel surfaces is weathered and damaged, allowing corrosion to occur. Cleaning and painting the steel surfaces will preserve the bridge and maintain the safety of the highway. This is a multi-year project, and the programming reflects the planned expenditure schedule within the span of the current regional TIP.

Funding

Phase	Start Date	Federal	Fund Code	Federal Funds		State Funds	Local Funds	Total
				Fund Code	Funds			
PE	2024		NHPP		102,007	MVA	4,250	106,257
CN	2024		NHPP		416	MVA	8	424
CN	2025		NHPP		277,707	MVA	5,668	283,375
CN	2026		NHPP		388,746	MVA	7,934	396,680
<b>Project Totals</b>					<b>768,876</b>		<b>17,860</b>	<b>786,736</b>

Expenditure Schedule

Phase	1st	2nd	3rd	4th	5th & 6th
ALL	106,681	283,375	396,680	0	0
<b>Totals</b>	<b>106,681</b>	<b>283,375</b>	<b>396,680</b>	<b>0</b>	<b>0</b>



Washington State S. T. I. P.

2024 to 2027

(Project Funds to Nearest Dollar)

MPO/RTPO: PSRC

Y Inside

N Outside

November 17, 2023

County:

Agency: WSDOT - NW

Func Cls	Project Number	PIN	STIP ID	Imp Type	Total Project Length	Environmental Type	RW Required	Begin Termini	End Termini	Total Est. Cost of Project	STIP Amend. No.
03		100910G	WDNW-2112	20	2.000	CE	Yes	MP 10.60	MP 12.60	5,266,588	

SR 9/Bunk Foss Creek & Cemetery Creek - Fish Passage

Remove the existing fish passage barriers and replace them with fish passable structures. This is a multi-year design-build project, and the programming reflects the planned expenditure schedule within the span of the current TIP.

Funding

Phase	Start Date	Federal Funds		State Funds		Local Funds	Total	
		Federal	Fund Code	State Fund Code	State Funds			
PE	2024			0	CSRF	467,041	0	467,041
PE	2024			0	MVA	45,200	0	45,200
RW	2024			0	CWA	128,500	0	128,500
CN	2024			0	CSRF	616,735	0	616,735
CN	2024			0	MVA	12,586	0	12,586
CN	2025			0	CSRF	1,689,988	0	1,689,988
CN	2025			0	MVA	34,491	0	34,491
CN	2026			0	CSRF	1,669,087	0	1,669,087
CN	2026			0	MVA	34,062	0	34,062
<b>Project Totals</b>				<b>0</b>		<b>4,697,690</b>	<b>0</b>	<b>4,697,690</b>

Expenditure Schedule

Phase	1st	2nd	3rd	4th	5th & 6th
ALL	1,270,062	1,724,479	1,703,149	0	0
<b>Totals</b>	<b>1,270,062</b>	<b>1,724,479</b>	<b>1,703,149</b>	<b>0</b>	<b>0</b>

Washington State S. T. I. P.

2024 to 2027

(Project Funds to Nearest Dollar)

MPO/RTPO: PSRC

Y Inside

N Outside

November 17, 2023

County:

Agency: WSDOT - NW

Func Cls	Project Number	PIN	STIP ID	Imp Type	Total Project Length	Environmental Type	RW Required	Begin Termini	End Termini	Total Est. Cost of Project	STIP Amend. No.
03		100912K	WDNW-2042	03	1.270	EA	Yes	SR 9 MP 8.41	SR 9 MP 9.68	141,940,600	

SR 9/Marsh Road to 2nd Street Vicinity - Widening

This project will widen the SR 9 corridor between Marsh Rd and 2nd Street Interchange in order to relieve congestion. This will include constructing a second bridge over the Snohomish River to increase capacity and safety in the corridor.

**Funding**

Phase	Start Date	Federal	Fund Code	Federal Funds		State Fund Code	State Funds	Local Funds	Total
CN	2024			0		CWA	50,444,509	0	50,444,509
CN	2025			0		CWA	65,707,451	0	65,707,451
CN	2026			0		CWA	14,288,640	0	14,288,640
<b>Project Totals</b>				<b>0</b>			<b>130,440,600</b>	<b>0</b>	<b>130,440,600</b>

**Expenditure Schedule**

Phase	1st	2nd	3rd	4th	5th & 6th
ALL	50,444,509	65,707,451	14,288,640	0	0
<b>Totals</b>	<b>50,444,509</b>	<b>65,707,451</b>	<b>14,288,640</b>	<b>0</b>	<b>0</b>

Washington State S. T. I. P.

2024 to 2027

(Project Funds to Nearest Dollar)

MPO/RTPO: PSRC

Y Inside

N Outside

November 17, 2023

County:

Agency: WSDOT - NW

Func Cls	Project Number	PIN	STIP ID	Imp Type	Total Project Length	Environmental Type	RW Required	Begin Termini	End Termini	Total Est. Cost of Project	STIP Amend. No.
03		100924D	WDNW-2082	20	2.900	CE	Yes	MP 24.40	MP 27.30	8,511,492	

SR 9/Unnamed Tributaries to Prairie & Quilceda Creeks - Fish Passage

Remove the existing fish passage barriers and replace them with fish passable structures.

**Funding**

Phase	Start Date	Federal Fund Code	Federal Funds		State Fund Code	State Funds	Local Funds	Total
PE	2024			0	CSRF	937,346	0	937,346
PE	2024			0	MVA	92,705	0	92,705
RW	2024			0	CWA	137,200	0	137,200
CN	2024			0	CSRF	4,917,267	0	4,917,267
CN	2024			0	MVA	100,352	0	100,352
CN	2025			0	CSRF	2,009,961	0	2,009,961
CN	2025			0	MVA	41,019	0	41,019
<b>Project Totals</b>				<b>0</b>		<b>8,235,850</b>	<b>0</b>	<b>8,235,850</b>

**Expenditure Schedule**

Phase	1st	2nd	3rd	4th	5th & 6th
ALL	6,184,870	2,050,980	0	0	0
<b>Totals</b>	<b>6,184,870</b>	<b>2,050,980</b>	<b>0</b>	<b>0</b>	<b>0</b>

Washington State S. T. I. P.

2024 to 2027

(Project Funds to Nearest Dollar)

MPO/RTPO: PSRC

Y Inside

N Outside

November 17, 2023

County:

Agency: WSDOT - NW

Func Cls	Project Number	PIN	STIP ID	Imp Type	Total Project Length	Environmental Type	RW Required	Begin Termini	End Termini	Total Est. Cost of Project	STIP Amend. No.
03		190019B	WDNW-2102	20	0.100	CE	Yes	MP 19.45	MP 19.55	4,201,277	

SR 900/Tibbetts Creek to Lake Sammamish- Fish Passage

Remove the existing fish passage barriers and replace them with fish passable structures. This is a multi-year project, and the programming reflects the planned expenditure schedule within the span of the current TIP.

Funding

Phase	Start Date	Federal Fund Code	Federal Funds	State Fund Code	State Funds	Local Funds	Total
PE	2024		0	CSRF	29,922	0	29,922
PE	2024		0	MVA	2,960	0	2,960
RW	2024		0	CWA	62,275	0	62,275
CN	2024		0	CSRF	410,666	0	410,666
CN	2024		0	MVA	8,380	0	8,380
<b>Project Totals</b>			<b>0</b>		<b>514,203</b>	<b>0</b>	<b>514,203</b>

Expenditure Schedule

Phase	1st	2nd	3rd	4th	5th & 6th
ALL	514,203	0	0	0	0
<b>Totals</b>	<b>514,203</b>	<b>0</b>	<b>0</b>	<b>0</b>	<b>0</b>

Washington State S. T. I. P.

2024 to 2027

(Project Funds to Nearest Dollar)

MPO/RTPO: PSRC

Y Inside

N Outside

November 17, 2023

County:

Agency: WSDOT - NW

Func Cls	Project Number	PIN	STIP ID	Imp Type	Total Project Length	Environmental Type	RW Required	Begin Termini	End Termini	Total Est. Cost of Project	STIP Amend. No.
04	0092(903)	109205A	WDNW-2024	20	0.200	DCE	No	MP 5.00	MP 5.20	512,749	

SR 92/Pilchuck River - Chronic Environmental Deficiency

This project replaces woody debris previously placed under a prior project (STIP ID WDNW-1001, SR 92/Pilchuck River - Chronic Environmental Deficiency).

**Funding**

Phase	Start Date	Federal	Fund Code	Federal Funds	State Fund Code	State Funds	Local Funds	Total
CN	2024		STBG	404,152	MVA	8,248	0	412,400
<b>Project Totals</b>				<b>404,152</b>		<b>8,248</b>	<b>0</b>	<b>412,400</b>

**Expenditure Schedule**

Phase	1st	2nd	3rd	4th	5th & 6th
ALL	412,400	0	0	0	0
<b>Totals</b>	<b>412,400</b>	<b>0</b>	<b>0</b>	<b>0</b>	<b>0</b>

Washington State S. T. I. P.

2024 to 2027

(Project Funds to Nearest Dollar)

MPO/RTPO: PSRC

Y Inside

N Outside

November 17, 2023

County:

Agency: WSDOT - NW

Func Cls	Project Number	PIN	STIP ID	Imp Type	Total Project Length	Environmental Type	RW Required	Begin Termini	End Termini	Total Est. Cost of Project	STIP Amend. No.
05	0099(149)	109926X	WDNW-2007	06	0.090	CE	No	MP 26.80	MP 26.89	16,014,714	

SR 99/Duwamish River Bridge - Painting

The existing paint on the steel surfaces is weathered and damaged, allowing corrosion to occur, and two doors have rusted shut. Cleaning and painting the steel surfaces and repairing the doors will preserve the bridge and maintain the safety of the highway. This is a multi-year project and the programming reflects the funds available within the span of the regional TIP.

Funding

Phase	Start Date	Federal Fund Code	Federal Funds		Local Funds	Total	
			State Fund Code	State Funds			
CN	2024		0	MVA	3,635,606	0	3,635,606
<b>Project Totals</b>			<b>0</b>		<b>3,635,606</b>	<b>0</b>	<b>3,635,606</b>

Expenditure Schedule

Phase	1st	2nd	3rd	4th	5th & 6th
ALL	3,635,606	0	0	0	0
<b>Totals</b>	<b>3,635,606</b>	<b>0</b>	<b>0</b>	<b>0</b>	<b>0</b>

Washington State S. T. I. P.

2024 to 2027

(Project Funds to Nearest Dollar)

MPO/RTPO: PSRC

Y Inside

N Outside

November 17, 2023

County:

Agency: WSDOT - NW

Func Cls	Project Number	PIN	STIP ID	Imp Type	Total Project Length	Environmental Type	RW Required	Begin Termini	End Termini	Total Est. Cost of Project	STIP Amend. No.
03	0099(152)	109912D	WDNW-2092	06	2.550	CE	Yes	MP 12.92	MP 15.47	9,991,044	

SR 99/S 272nd St to SR 516 Vicinity - Paving & ADA Compliance

This project will resurface the northbound and southbound lanes of SR 99, from S 272nd St to SR 516, to extend the pavement service life and preserve the roadway. The project includes grinding and inlaying the roadway with 0.15' of hot mix asphalt (HMA), pavement repair, traffic loop replacement, striping and traffic control. In addition, the project has a non-motorized component. It will replace approximately 54 pedestrian curb ramps not meeting current ADA standards at 18 intersections.

**Funding**

Phase	Start Date	Federal Fund Code	Federal Funds		State Funds		Local Funds	Total
			Federal	Fund Code	State Fund Code	State Funds		
PE	2024	NHPP	454,104		MVA	44,911	0	499,015
RW	2024	NHPP	76,734		MVA	1,566	0	78,300
CN	2026	NHPP	7,775,454			0	0	7,775,454
CN	2026	STBG(UL)	1,450,000		MVA	188,275	0	1,638,275
<b>Project Totals</b>			<b>9,756,292</b>			<b>234,752</b>	<b>0</b>	<b>9,991,044</b>

**Expenditure Schedule**

Phase	1st	2nd	3rd	4th	5th & 6th
ALL	577,315	0	9,413,729	0	0
<b>Totals</b>	<b>577,315</b>	<b>0</b>	<b>9,413,729</b>	<b>0</b>	<b>0</b>

Washington State S. T. I. P.

2024 to 2027

(Project Funds to Nearest Dollar)

MPO/RTPO: PSRC

Y Inside

N Outside

November 17, 2023

County:

Agency: WSDOT - NW

Func Cls	Project Number	PIN	STIP ID	Imp Type	Total Project Length	Environmental Type	RW Required	Begin Termini	End Termini	Total Est. Cost of Project	STIP Amend. No.
03	0099(149)	109925B	WDNW-2084	14	0.020	CE	No	MP 26.55	MP 26.57	919,802	

SR 99/Southbound 1st Ave S Bridge - Tower Mitigation & Watertight Door Replacement

New watertight roof, paint, windows, and watertight doors for the east control tower to prevent leaking, facilitate cleaning, and allow bridge inspectors access. This is a multi-year project, and the programming reflects the planned expenditure schedule within the span of the current TIP.

Funding

Phase	Start Date	Federal Fund Code	Federal Funds	State Fund Code	State Funds	Local Funds	Total
CN	2024	NHPP	289,433	MVA	5,907	0	295,340
<b>Project Totals</b>			<b>289,433</b>		<b>5,907</b>	<b>0</b>	<b>295,340</b>

Expenditure Schedule

Phase	1st	2nd	3rd	4th	5th & 6th
ALL	295,340	0	0	0	0
<b>Totals</b>	<b>295,340</b>	<b>0</b>	<b>0</b>	<b>0</b>	<b>0</b>



Washington State S. T. I. P.

2024 to 2027

(Project Funds to Nearest Dollar)

MPO/RTPO: PSRC

Y Inside

N Outside

November 17, 2023

County:

Agency: WSDOT - NW

Func Cls	Project Number	PIN	STIP ID	Imp Type	Total Project Length	Environmental Type	RW Required	Begin Termini	End Termini	Total Est. Cost of Project	STIP Amend. No.
03	0099(149)	109926V	WDNW-2077	06	0.550	CE	No	MP 26.57	MP 27.12	13,663,404	

SR 99/Southbound Duwamish River Bridge - Bridge Painting

The existing paint on the steel surfaces is weathered and damaged, allowing corrosion to occur. Cleaning and painting the steel surfaces will preserve the bridge and maintain the safety of the highway. This is a multi-year project and the programming reflects the funds available within the span of the regional TIP.

Funding

Phase	Start Date	Federal Fund Code	Federal Funds		State Fund Code	State Funds	Local Funds	Total
			Federal Funds	State Funds				
CN	2024	NHPP	3,012,836	61,487	MVA	61,487	0	3,074,323
<b>Project Totals</b>			<b>3,012,836</b>	<b>61,487</b>		<b>61,487</b>	<b>0</b>	<b>3,074,323</b>

Expenditure Schedule

Phase	1st	2nd	3rd	4th	5th & 6th
ALL	3,074,323	0	0	0	0
<b>Totals</b>	<b>3,074,323</b>	<b>0</b>	<b>0</b>	<b>0</b>	<b>0</b>

Washington State S. T. I. P.

2024 to 2027

(Project Funds to Nearest Dollar)

MPO/RTPO: PSRC

Y Inside

N Outside

November 17, 2023

County:

Agency: WSDOT - NW

Func Cls	Project Number	PIN	STIP ID	Imp Type	Total Project Length	Environmental Type	RW Required	Begin Termini	End Termini	Total Est. Cost of Project	STIP Amend. No.
03	0099(151)	109928H	WDNW-2106	14	0.530	CE	No	MP 28.61	MP 29.14	4,585,608	

SR 99/Spokane Street Bridge - Expansion Joint Modification

The sliding steel plates have required safety chain to hold the plates down below the joints. Modifying the expansion joints and replacing the seals will allow the joints to function properly without the need to be tied down. This is a multi-year project, and the programming reflects the planned expenditure schedule within the span of the current TIP.

**Funding**

Phase	Start Date	Federal Fund Code	Federal Funds		State Fund Code	State Funds	Local Funds	Total
			Federal Funds	State Funds				
CN	2024	NHPP	3,523,647		MVA	71,911	0	3,595,558
CN	2025	NHPP	496,909		MVA	10,141	0	507,050
<b>Project Totals</b>			<b>4,020,556</b>			<b>82,052</b>	<b>0</b>	<b>4,102,608</b>

**Expenditure Schedule**

Phase	1st	2nd	3rd	4th	5th & 6th
ALL	3,595,558	507,050	0	0	0
<b>Totals</b>	<b>3,595,558</b>	<b>507,050</b>	<b>0</b>	<b>0</b>	<b>0</b>

Washington State S. T. I. P.

2024 to 2027

(Project Funds to Nearest Dollar)

MPO/RTPO: PSRC

Y Inside

N Outside

November 17, 2023

County:

Agency: WSDOT - NW

Func Cls	Project Number	PIN	STIP ID	Imp Type	Total Project Length	Environmental Type	RW Required	Begin Termini	End Termini	Total Est. Cost of Project	STIP Amend. No.
03	0099(139)	109915B	WDNW-2035	06	2.190	CE	Yes	15.37	17.56	8,620,554	

SR 99/SR 516 to S 200th St - Paving & ADA Compliance

The pavement on SR 99 mainline in both directions from the vicinity of SR 516 to S 200th St is showing signs of deterioration with an average due year of 2021. This project will grind and inlay the pavement for this segment of roadway with Hot Mix Asphalt in order to rehabilitate the existing pavement and preserve the roadway surface. This project will also evaluate and improve pedestrian safety on SR 99 mainline in both directions from the vicinity of S 226th St to S 200th St by upgrading approximately 31 ADA sidewalk ramps within the project limits that do not meet current ADA standards.

Funding

Phase	Start Date	Federal Fund Code	Federal Funds	State Fund Code	State Funds	Local Funds	Total
RW	2024	NHPP	48,755	MVA	995	0	49,750
CN	2024	NHPP	795,328	MVA	4,728,409	0	5,523,737
CN	2024	STBG(UL)	1,000,000		0	0	1,000,000
CN	2025	NHPP	101,550	MVA	603,735	0	705,285
<b>Project Totals</b>			<b>1,945,633</b>		<b>5,333,139</b>	<b>0</b>	<b>7,278,772</b>

Expenditure Schedule

Phase	1st	2nd	3rd	4th	5th & 6th
ALL	6,573,487	705,285	0	0	0
<b>Totals</b>	<b>6,573,487</b>	<b>705,285</b>	<b>0</b>	<b>0</b>	<b>0</b>

Washington State S. T. I. P.

2024 to 2027

(Project Funds to Nearest Dollar)

MPO/RTPO: PSRC

Y Inside

N Outside

November 17, 2023

County:

Agency: WSDOT - NW

Func Cls	Project Number	PIN	STIP ID	Imp Type	Total Project Length	Environmental Type	RW Required	Begin Termini	End Termini	Total Est. Cost of Project	STIP Amend. No.
03		100217B	WDNW-2117	20	8.160	CE	Yes	MP 4.85	MP 13.01	13,539,299	

US 2/Bunk Foss Creek and Unnamed Tributary to French Creek - Fish Passage

Remove the existing fish passage barriers and replace them with fish passable structures. This is a multi-year design-build project, and the programming reflects the planned expenditure schedule within the span of the current TIP.

Funding

Phase	Start Date	Federal Funds		State Funds		Local Funds	Total	
		Federal	Fund Code	State Fund Code	State Funds			
PE	2024			0	CSRF	1,246,741	0	1,246,741
PE	2024			0	MVA	119,840	0	119,840
RW	2024			0	CWA	452,963	0	452,963
CN	2024			0	CSRF	1,561,983	0	1,561,983
CN	2024			0	MVA	31,877	0	31,877
CN	2025			0	CSRF	4,280,171	0	4,280,171
CN	2025			0	MVA	87,353	0	87,353
CN	2026			0	CSRF	4,227,234	0	4,227,234
CN	2026			0	MVA	86,269	0	86,269
<b>Project Totals</b>				<b>0</b>		<b>12,094,431</b>	<b>0</b>	<b>12,094,431</b>

Expenditure Schedule

Phase	1st	2nd	3rd	4th	5th & 6th
ALL	3,413,404	4,367,524	4,313,503	0	0
<b>Totals</b>	<b>3,413,404</b>	<b>4,367,524</b>	<b>4,313,503</b>	<b>0</b>	<b>0</b>

Washington State S. T. I. P.

2024 to 2027

(Project Funds to Nearest Dollar)

MPO/RTPO: PSRC

Y Inside

N Outside

November 17, 2023

County:

Agency: WSDOT - NW

Func Cls	Project Number	PIN	STIP ID	Imp Type	Total Project Length	Environmental Type	RW Required	Begin Termini	End Termini	Total Est. Cost of Project	STIP Amend. No.
03		100217A	WDNW-2026	21	45.000	CE	Yes	US 2 MP 5.00	US 2 MP 50.00	17,000,000	

US 2/Corridor Safety Improvements

This project will provide safety enhancements on US 2 between Snohomish and Skykomish. The project is evaluating a number of strategies such as signing, signal timing revisions, 2' median with rumble strips, and intersection improvements.

Funding

Phase	Start Date	Federal	Fund Code	Federal Funds	State Fund Code	State Funds	Local Funds	Total
RW	2024			0	CWA	1,000,000	0	1,000,000
CN	2024			0	CWA	13,000,000	0	13,000,000
<b>Project Totals</b>				<b>0</b>		<b>14,000,000</b>	<b>0</b>	<b>14,000,000</b>

Expenditure Schedule

Phase	1st	2nd	3rd	4th	5th & 6th
ALL	14,000,000	0	0	0	0
<b>Totals</b>	<b>14,000,000</b>	<b>0</b>	<b>0</b>	<b>0</b>	<b>0</b>

Washington State S. T. I. P.

2024 to 2027

(Project Funds to Nearest Dollar)

MPO/RTPO: PSRC

Y Inside

N Outside

November 17, 2023

County:

Agency: WSDOT - NW

Func Cls	Project Number	PIN	STIP ID	Imp Type	Total Project Length	Environmental Type	RW Required	Begin Termini	End Termini	Total Est. Cost of Project	STIP Amend. No.
03		100213B	WDNW-2118	20	1.340	CE	Yes	MP 20.46	MP 21.80	4,879,210	

US 2/Groeneveld & Unnamed Creek to Skykomish River - Fish Passage

Remove the existing fish passage barriers and replace them with fish passable structures. This is a multi-year design-build project, and the programming reflects the planned expenditure schedule within the span of the current TIP.

Funding

Phase	Start Date	Federal Funds		State Funds		Local Funds	Total	
		Federal	Fund Code	State Fund Code	State Funds			
PE	2024			0	CSRF	419,022	0	419,022
PE	2024			0	MVA	38,964	0	38,964
RW	2024			0	CWA	205,600	0	205,600
CN	2024			0	CSRF	548,554	0	548,554
CN	2024			0	MVA	11,199	0	11,199
CN	2025			0	CSRF	1,503,157	0	1,503,157
CN	2025			0	MVA	30,675	0	30,675
CN	2026			0	CSRF	1,484,563	0	1,484,563
CN	2026			0	MVA	30,296	0	30,296
<b>Project Totals</b>				<b>0</b>		<b>4,272,030</b>	<b>0</b>	<b>4,272,030</b>

Expenditure Schedule

Phase	1st	2nd	3rd	4th	5th & 6th
ALL	1,223,339	1,533,832	1,514,859	0	0
<b>Totals</b>	<b>1,223,339</b>	<b>1,533,832</b>	<b>1,514,859</b>	<b>0</b>	<b>0</b>

Washington State S. T. I. P.

2024 to 2027

(Project Funds to Nearest Dollar)

MPO/RTPO: PSRC

Y Inside

N Outside

November 17, 2023

County:

Agency: WSDOT - NW

Func Cls	Project Number	PIN	STIP ID	Imp Type	Total Project Length	Environmental Type	RW Required	Begin Termini	End Termini	Total Est. Cost of Project	STIP Amend. No.
03		100251D	WDNW-2009	06	0.250	CE	No	MP 35.15	MP 35.40	4,161,990	

US 2/S Fork Skykomish River Bridge at Mt Index River Rd Vicinity - Painting

This project will clean and paint the steel surfaces of the bridge crossing over the South Fork Skykomish River on US 2, bridge number 002/040. This is a multi-year project, and the programming reflects the planned expenditure schedule within the span of the current TIP.

**Funding**

Phase	Start Date	Federal	Fund Code	Federal Funds		State Funds	Local Funds	Total
					State Fund Code			
PE	2024			0	CWA	442,470	0	442,470
CN	2024			0	CWA	2,323	0	2,323
CN	2025			0	CWA	1,548,939	0	1,548,939
CN	2026			0	CWA	2,168,258	0	2,168,258
<b>Project Totals</b>				<b>0</b>		<b>4,161,990</b>	<b>0</b>	<b>4,161,990</b>

**Expenditure Schedule**

Phase	1st	2nd	3rd	4th	5th & 6th
ALL	444,793	1,548,939	2,168,258	0	0
<b>Totals</b>	<b>444,793</b>	<b>1,548,939</b>	<b>2,168,258</b>	<b>0</b>	<b>0</b>

Washington State S. T. I. P.

2024 to 2027

(Project Funds to Nearest Dollar)

MPO/RTPO: PSRC

Y Inside

N Outside

November 17, 2023

County:

Agency: WSDOT - NW

Func Cls	Project Number	PIN	STIP ID	Imp Type	Total Project Length	Environmental Type	RW Required	Begin Termini	End Termini	Total Est. Cost of Project	STIP Amend. No.
03		100234B	WDNW-2119	20	4.550	CE	Yes	MP 45.40	MP 49.95	10,855,248	

US 2/Unnamed Tributaries to Skykomish River - Fish Passage

Remove the existing fish passage barriers and replace them with fish passable structures. This is a multi-year design-build project, and the programming reflects the planned expenditure schedule within the span of the current TIP.

Funding

Phase	Start Date	Federal Funds		State Funds		Local Funds	Total	
		Federal	Fund Code	State Fund Code	State Funds			
PE	2024			0	CSRF	1,861,416	0	1,861,416
PE	2024			0	MVA	178,484	0	178,484
RW	2024			0	CWA	128,500	0	128,500
CN	2024			0	CSRF	1,126,033	0	1,126,033
CN	2024			0	MVA	22,980	0	22,980
CN	2025			0	CSRF	3,085,575	0	3,085,575
CN	2025			0	MVA	62,971	0	62,971
CN	2026			0	CSRF	3,047,410	0	3,047,410
CN	2026			0	MVA	62,192	0	62,192
<b>Project Totals</b>				<b>0</b>		<b>9,575,561</b>	<b>0</b>	<b>9,575,561</b>

Expenditure Schedule

Phase	1st	2nd	3rd	4th	5th & 6th
ALL	3,317,413	3,148,546	3,109,602	0	0
<b>Totals</b>	<b>3,317,413</b>	<b>3,148,546</b>	<b>3,109,602</b>	<b>0</b>	<b>0</b>



Washington State S. T. I. P.

2024 to 2027

(Project Funds to Nearest Dollar)

MPO/RTPO: PSRC

Y Inside

N Outside

November 17, 2023

County:

Agency: WSDOT - NW

Func Cls	Project Number	PIN	STIP ID	Imp Type	Total Project Length	Environmental Type	RW Required	Begin Termini	End Termini	Total Est. Cost of Project	STIP Amend. No.
03		100268A	WDNW-2120	06	0.190	CE	No	MP 49.55	MP 49.74	5,162,220	

US-2/S Fork Skykomish River Bridge at Beckler Rd Vicinity - Painting

The existing paint on the steel surfaces is weathered and damaged, allowing corrosion to occur. Cleaning and painting the steel surfaces will preserve the bridge and maintain the safety of the highway.

**Funding**

Phase	Start Date	Federal	Fund Code	Federal Funds	State Fund Code	State Funds	Local Funds	Total
PE	2024		NHPP	505,651	MVA	50,009	0	555,660
CN	2024		NHPP	2,819	MVA	58	0	2,877
CN	2025		NHPP	1,879,966	MVA	38,367	0	1,918,333
CN	2026		NHPP	2,631,644	MVA	53,706	0	2,685,350
<b>Project Totals</b>				<b>5,020,080</b>		<b>142,140</b>	<b>0</b>	<b>5,162,220</b>

**Expenditure Schedule**

Phase	1st	2nd	3rd	4th	5th & 6th
ALL	558,537	1,918,333	2,685,350	0	0
<b>Totals</b>	<b>558,537</b>	<b>1,918,333</b>	<b>2,685,350</b>	<b>0</b>	<b>0</b>

	Federal Funds	State Funds	Local Funds	Total
<b>Agency Totals for WSDOT - NW</b>	<b>354,916,471</b>	<b>1,062,594,098</b>	<b>188,753,880</b>	<b>1,606,264,449</b>

Washington State S. T. I. P.

2024 to 2027

(Project Funds to Nearest Dollar)

MPO/RTPO: PSRC

Y Inside

N Outside

November 17, 2023

County:

Agency: WSDOT - OLY

Func Cls	Project Number	PIN	STIP ID	Imp Type	Total Project Length	Environmental Type	RW Required	Begin Termini	End Termini	Total Est. Cost of Project	STIP Amend. No.
01		300505F	WDO-525	14	0.000	CE	No	MP 128.06	MP 128.08	814,444	

I-5/Bridge over 96th St - Bridge Deck Repair

The existing bridge deck is deteriorating. Rehabilitate the existing bridge deck to preserve the structural and functional integrity of the bridge.  
Bridge deck rehabilitation 005/424W.

**Funding**

Phase	Start Date	Federal	Fund Code	Federal Funds	State Fund Code	State Funds	Local Funds	Total
PE	2024		NHPP	81,674	MVA	3,404	0	85,078
CN	2025		NHPP	714,779	MVA	14,587	0	729,366
<b>Project Totals</b>				<b>796,453</b>		<b>17,991</b>	<b>0</b>	<b>814,444</b>

**Expenditure Schedule**

Phase	1st	2nd	3rd	4th	5th & 6th
ALL	85,078	729,366	0	0	0
<b>Totals</b>	<b>85,078</b>	<b>729,366</b>	<b>0</b>	<b>0</b>	<b>0</b>

Washington State S. T. I. P.

2024 to 2027

(Project Funds to Nearest Dollar)

MPO/RTPO: PSRC

Y Inside

N Outside

November 17, 2023

County:

Agency: WSDOT - OLY

Func Cls	Project Number	PIN	STIP ID	Imp Type	Total Project Length	Environmental Type	RW Required	Begin Termini	End Termini	Total Est. Cost of Project	STIP Amend. No.
01		300518S	WDO-496	14	0.020	DCE	No	BEGIN SRMP : 125.86	END SRMP: 125.88	3,094,198	

I-5/Bridgeport Way Over I-5 - Seismic Retrofit

The structure does not meet current seismic design standards. Seismically retrofit the bridge to bring it up to current seismic design standards and reduce the risk of catastrophic failure during an earthquake. Seismic retrofit bridge 5/418.

Funding

Phase	Start Date	Federal Fund Code	Federal Funds	State Fund Code	State Funds	Local Funds	Total
PE	2024	NHPP	281,082	MVA	11,712	0	292,794
<b>Project Totals</b>			<b>281,082</b>		<b>11,712</b>	<b>0</b>	<b>292,794</b>

Expenditure Schedule

Phase	1st	2nd	3rd	4th	5th & 6th
ALL	292,794	0	0	0	0
<b>Totals</b>	<b>292,794</b>	<b>0</b>	<b>0</b>	<b>0</b>	<b>0</b>

Washington State S. T. I. P.

2024 to 2027

(Project Funds to Nearest Dollar)

MPO/RTPO: PSRC

Y Inside

N Outside

November 17, 2023

County:

Agency: WSDOT - OLY

Func Cls	Project Number	PIN	STIP ID	Imp Type	Total Project Length	Environmental Type	RW Required	Begin Termini	End Termini	Total Est. Cost of Project	STIP Amend. No.
01		300511T	WDO-531	28	4.000	CE	Yes	Dupont	Lakewood	26,297,854	

I-5/Dupont to Lakewood - Shared Use Path

Constructs a pedestrian/bike path between Steilacoom- Dupont Road and Berkeley Street.

Funding

Phase	Start Date	Federal Fund Code	Federal Funds	State Fund Code	State Funds	Local Funds	Total
RW	2024		0	CWA	910,577	0	910,577
<b>Project Totals</b>			<b>0</b>		<b>910,577</b>	<b>0</b>	<b>910,577</b>

Expenditure Schedule

Phase	1st	2nd	3rd	4th	5th & 6th
ALL	910,577	0	0	0	0
<b>Totals</b>	<b>910,577</b>	<b>0</b>	<b>0</b>	<b>0</b>	<b>0</b>

Washington State S. T. I. P.

2024 to 2027

(Project Funds to Nearest Dollar)

MPO/RTPO: PSRC

Y Inside

N Outside

November 17, 2023

County:

Agency: WSDOT - OLY

Func Cls	Project Number	PIN	STIP ID	Imp Type	Total Project Length	Environmental Type	RW Required	Begin Termini	End Termini	Total Est. Cost of Project	STIP Amend. No.
01		300504T	WDO-453	03	2.290	EA	Yes	MP 116.71	MP 119.01	233,484,314	

I-5/Mounts Rd to Steilacoom-Dupont Rd - Corridor Improvements

This segment of I-5 experiences congestion and mobility problems due to high traffic volumes. This project will construct additional general purpose lanes in both directions between Mounts Rd and Steilacoom-Dupont Rd and reconstruct the Steilacoom-Dupont Rd Interchange. When complete, this corridor will benefit from reduced congestion, enhanced freight mobility, improved safety and support economic growth.

**Funding**

Phase	Start Date	Federal Fund Code	Federal Funds		State Fund Code	State Funds	Local Funds	Total
CN	2024			0	CWA	220,288,582	0	220,288,582
<b>Project Totals</b>				<b>0</b>		<b>220,288,582</b>	<b>0</b>	<b>220,288,582</b>

**Expenditure Schedule**

Phase	1st	2nd	3rd	4th	5th & 6th
ALL	220,288,582	0	0	0	0
<b>Totals</b>	<b>220,288,582</b>	<b>0</b>	<b>0</b>	<b>0</b>	<b>0</b>

Washington State S. T. I. P.

2024 to 2027

(Project Funds to Nearest Dollar)

MPO/RTPO: PSRC

Y Inside

N Outside

November 17, 2023

County:

Agency: WSDOT - OLY

Func Cls	Project Number	PIN	STIP ID	Imp Type	Total Project Length	Environmental Type	RW Required	Begin Termini	End Termini	Total Est. Cost of Project	STIP Amend. No.
01		300508R	WDO-476	14	0.060	CE	No	BEGIN SRMP : 133.71	END SRMP: 133.77	347,560	

I-5/N-N Ramp to I-705 - Expansion Joint Replacement

The expansion joints have reached the end of their usable service life. By rehabilitating the expansion joints, the structural integrity will be preserved and the service life of the structures extended.

**Funding**

Phase	Start Date	Federal Fund Code	Federal Funds	State Fund Code	State Funds	Local Funds	Total
PE	2024	NHPP	137,565	MVA	15,285	0	152,850
<b>Project Totals</b>			<b>137,565</b>		<b>15,285</b>	<b>0</b>	<b>152,850</b>

**Expenditure Schedule**

Phase	1st	2nd	3rd	4th	5th & 6th
ALL	152,850	0	0	0	0
<b>Totals</b>	<b>152,850</b>	<b>0</b>	<b>0</b>	<b>0</b>	<b>0</b>

Washington State S. T. I. P.

2024 to 2027

(Project Funds to Nearest Dollar)

MPO/RTPO: PSRC

Y Inside

N Outside

November 17, 2023

County:

Agency: WSDOT - OLY

Func Cls	Project Number	PIN	STIP ID	Imp Type	Total Project Length	Environmental Type	RW Required	Begin Termini	End Termini	Total Est. Cost of Project	STIP Amend. No.
01		300517E	WDO-521	18	3.620	EIS	No	I-5 MP 113.08	I-5 MP 116.70	2,500,000	

I-5/Nisqually Delta - Environmental Impact Study

Environmental impact study. The 2021 Legislature provided funding to Conduct an environmental impact study to examine options to raise I-5 through the Nisqually delta area. This project is within Thurston and Pierce counties. This STIP record is for the portion of the project within Pierce county. Any capital project identified out of this process will be programmed under a separate TIP ID.

Funding

Phase	Start Date	Federal Fund Code	Federal Funds		Local Funds	Total	
			State Fund Code	State Funds			
PL	2024		0	MVA	2,500,000	0	2,500,000
<b>Project Totals</b>			<b>0</b>		<b>2,500,000</b>	<b>0</b>	<b>2,500,000</b>

Expenditure Schedule

Phase	1st	2nd	3rd	4th	5th & 6th
ALL	2,500,000	0	0	0	0
<b>Totals</b>	<b>2,500,000</b>	<b>0</b>	<b>0</b>	<b>0</b>	<b>0</b>

Washington State S. T. I. P.

2024 to 2027

(Project Funds to Nearest Dollar)

MPO/RTPO: PSRC

Y Inside

N Outside

November 17, 2023

County:

Agency: WSDOT - OLY

Func Cls	Project Number	PIN	STIP ID	Imp Type	Total Project Length	Environmental Type	RW Required	Begin Termini	End Termini	Total Est. Cost of Project	STIP Amend. No.
01		300563S	WDO-509	14	0.010	DCE	No	MP 139.06	MP 139.07	2,410,334	

I-5/Porter Way Over I-5 - Seismic Retrofit

This structure does not meet current seismic design standards. Seismically retrofit the bridge to bring it up to current seismic design standards and reduce the risk of catastrophic failure during an earthquake. Seismic retrofit bridge 5/463.

Funding

Phase	Start Date	Federal Fund Code	Federal Funds	State Fund Code	State Funds	Local Funds	Total
PE	2024	NHPP	218,959	MVA	9,123	0	228,082
<b>Project Totals</b>			<b>218,959</b>		<b>9,123</b>	<b>0</b>	<b>228,082</b>

Expenditure Schedule

Phase	1st	2nd	3rd	4th	5th & 6th
ALL	228,082	0	0	0	0
<b>Totals</b>	<b>228,082</b>	<b>0</b>	<b>0</b>	<b>0</b>	<b>0</b>



Washington State S. T. I. P.

2024 to 2027

(Project Funds to Nearest Dollar)

MPO/RTPO: PSRC

Y Inside

N Outside

November 17, 2023

County:

Agency: WSDOT - OLY

Func Cls	Project Number	PIN	STIP ID	Imp Type	Total Project Length	Environmental Type	RW Required	Begin Termini	End Termini	Total Est. Cost of Project	STIP Amend. No.
01		300508H	WDO-526	14	0.000	CE	No	MP 133.71	MP 135.17	415,909	

I-5/S 30th St and I-5 S-N Ramp over SR 7 - Expansion Joint Repairs

The expansion joints have reached the end of their usable service life. Rehabilitate the expansion joints to preserve the structural integrity and extend the service life of the bridge. Steel sliding plate repairs on bridges 005/442A & 005/445S-S.

**Funding**

Phase	Start Date	Federal	Fund Code	Federal Funds	State Fund Code	State Funds	Local Funds	Total
PE	2024		NHPP	137,565	MVA	15,285	0	152,850
<b>Project Totals</b>				<b>137,565</b>		<b>15,285</b>	<b>0</b>	<b>152,850</b>

**Expenditure Schedule**

Phase	1st	2nd	3rd	4th	5th & 6th
ALL	152,850	0	0	0	0
<b>Totals</b>	<b>152,850</b>	<b>0</b>	<b>0</b>	<b>0</b>	<b>0</b>

Washington State S. T. I. P.

2024 to 2027

(Project Funds to Nearest Dollar)

MPO/RTPO: PSRC

Y Inside

N Outside

November 17, 2023

County:

Agency: WSDOT - OLY

Func Cls	Project Number	PIN	STIP ID	Imp Type	Total Project Length	Environmental Type	RW Required	Begin Termini	End Termini	Total Est. Cost of Project	STIP Amend. No.
01		300528S	WDO-510	14	0.020	DCE	No	MP 130.69	MP 130.71	2,441,998	

I-5/S 56th St Over I-5 - Seismic Retrofit

The structure does not meet current seismic design standards. Seismically retrofit the bridge to bring it up to current seismic design standards and reduce the risk of catastrophic failure during an earthquake. Seismic retrofit bridge 5/428.

Funding

Phase	Start Date	Federal	Fund Code	Federal Funds	State Fund Code	State Funds	Local Funds	Total
PE	2024		NHPP	396,625	MVA	44,069	0	440,694
<b>Project Totals</b>				<b>396,625</b>		<b>44,069</b>	<b>0</b>	<b>440,694</b>

Expenditure Schedule

Phase	1st	2nd	3rd	4th	5th & 6th
ALL	440,694	0	0	0	0
<b>Totals</b>	<b>440,694</b>	<b>0</b>	<b>0</b>	<b>0</b>	<b>0</b>

Washington State S. T. I. P.

2024 to 2027

(Project Funds to Nearest Dollar)

MPO/RTPO: PSRC

Y Inside

N Outside

November 17, 2023

County:

Agency: WSDOT - OLY

Func Cls	Project Number	PIN	STIP ID	Imp Type	Total Project Length	Environmental Type	RW Required	Begin Termini	End Termini	Total Est. Cost of Project	STIP Amend. No.
01		300508J	WDO-508	14	0.200	DCE	No	MP 135.06	MP 135.26	338,944	

I-5/S-N Ramp over S-S Ramp - Expansion Joint Repairs

The expansion joints have reached the end of their usable service life. Rehabilitate the expansion joints to preserve the structural integrity and extend the service life of the bridge. Rehabilitate steel sliding plate on bridge 005/455S-N (R1 13532).

Funding

Phase	Start Date	Federal	Fund Code	Federal Funds	State Fund Code	State Funds	Local Funds	Total
PE	2024		NHPP	137,565	MVA	15,285	0	152,850
<b>Project Totals</b>				<b>137,565</b>		<b>15,285</b>	<b>0</b>	<b>152,850</b>

Expenditure Schedule

Phase	1st	2nd	3rd	4th	5th & 6th
ALL	152,850	0	0	0	0
<b>Totals</b>	<b>152,850</b>	<b>0</b>	<b>0</b>	<b>0</b>	<b>0</b>

Washington State S. T. I. P.

2024 to 2027

(Project Funds to Nearest Dollar)

MPO/RTPO: PSRC

Y Inside

N Outside

November 17, 2023

County:

Agency: WSDOT - OLY

Func Cls	Project Number	PIN	STIP ID	Imp Type	Total Project Length	Environmental Type	RW Required	Begin Termini	End Termini	Total Est. Cost of Project	STIP Amend. No.
01		300506M	WDO-477	14	0.150	CE	No	BEGIN SRMP : 133.70	END SRMP: 133.85	835,410	

I-5/SB over I-705 and RR - Special Repairs

The expansion joints have reached the end of their usable service life. By rehabilitating the expansion joints, the structural integrity will be preserved and the service life of the structures extended.

**Funding**

Phase	Start Date	Federal	Fund Code	Federal Funds	State Fund Code	State Funds	Local Funds	Total
PE	2024		NHPP	118,910	MVA	10,340	0	129,250
<b>Project Totals</b>				<b>118,910</b>		<b>10,340</b>	<b>0</b>	<b>129,250</b>

**Expenditure Schedule**

Phase	1st	2nd	3rd	4th	5th & 6th
ALL	129,250	0	0	0	0
<b>Totals</b>	<b>129,250</b>	<b>0</b>	<b>0</b>	<b>0</b>	<b>0</b>

Washington State S. T. I. P.

2024 to 2027

(Project Funds to Nearest Dollar)

MPO/RTPO: PSRC

Y Inside

N Outside

November 17, 2023

County:

Agency: WSDOT - OLY

Func Cls	Project Number	PIN	STIP ID	Imp Type	Total Project Length	Environmental Type	RW Required	Begin Termini	End Termini	Total Est. Cost of Project	STIP Amend. No.
01		300507T	WDO-466	01	5.690	EA	Yes	MP 119.01	MP 124.70	32,249,905	

I-5/Steilacoom-DuPont Rd to Gravelly Lake Dr - Corridor Improvements

This segment of I-5 experiences congestion and mobility problems due to high traffic volumes. This project constructs a SB connector lane between Thorne Lane and Gravelly Lake Drive. When complete, this corridor will benefit from reduced congestion, enhanced freight complete, this corridor will benefit from reduced congestion, enhanced mobility, improved safety and support economic growth.

Funding

Phase	Start Date	Federal Fund Code	Federal Funds		State Fund Code	State Funds	Local Funds	Total
CN	2026		0		CWA	10,507,062	0	10,507,062
<b>Project Totals</b>			<b>0</b>			<b>10,507,062</b>	<b>0</b>	<b>10,507,062</b>

Expenditure Schedule

Phase	1st	2nd	3rd	4th	5th & 6th
ALL	0	0	10,507,062	0	0
<b>Totals</b>	<b>0</b>	<b>0</b>	<b>10,507,062</b>	<b>0</b>	<b>0</b>

Washington State S. T. I. P.

2024 to 2027

(Project Funds to Nearest Dollar)

MPO/RTPO: PSRC

Y Inside

N Outside

November 17, 2023

County:

Agency: WSDOT - OLY

Func Cls	Project Number	PIN	STIP ID	Imp Type	Total Project Length	Environmental Type	RW Required	Begin Termini	End Termini	Total Est. Cost of Project	STIP Amend. No.
03		301648A	WDO-493	20	2.060	DCE	Yes	SRMP : 014.58	SRMP: 016.64	175,831,727	

SR 16/Goodnough Creeks & McCormick Creeks - Remove Fish Barriers

The existing drainage structures at this location have been identified as fish passage barriers. By replacing the existing structures with fish passable structures, the restriction to fish passages will be eliminated. Remove barriers 991942 991941 991940 991944 991939 105K051518A 105K051618A. This is a multi-year project and the programming reflects the funds within the span of the current TIP.

**Funding**

Phase	Start Date	Federal Fund Code	Federal Funds		Local Funds	Total
			State Fund Code	State Funds		
RW	2024		0	MAW	473,918	473,918
CN	2024		0	MAW	22,660,985	22,660,985
CN	2025		0	MAW	30,531,682	30,531,682
CN	2026		0	MAW	30,143,170	30,143,170
<b>Project Totals</b>			<b>0</b>		<b>83,809,755</b>	<b>83,809,755</b>

**Expenditure Schedule**

Phase	1st	2nd	3rd	4th	5th & 6th
ALL	23,134,903	30,531,682	30,143,170	0	0
<b>Totals</b>	<b>23,134,903</b>	<b>30,531,682</b>	<b>30,143,170</b>	<b>0</b>	<b>0</b>

Washington State S. T. I. P.

2024 to 2027

(Project Funds to Nearest Dollar)

MPO/RTPO: PSRC

Y Inside

N Outside

November 17, 2023

County:

Agency: WSDOT - OLY

Func Cls	Project Number	PIN	STIP ID	Imp Type	Total Project Length	Environmental Type	RW Required	Begin Termini	End Termini	Total Est. Cost of Project	STIP Amend. No.
03		301628E	WDO-502	14	0.000	DCE	No	SRMP : 007.28	SRMP: 007.38	17,714,480	

SR 16/Tacoma Narrows Bridge - Replace Tower Elevators

The elevators in the towers need various mechanical repairs. Replace the elevators to allow the bridge maintenance crew to continue to inspect and maintain the bridge in a safe and efficient manner, and preserve the structural integrity of the bridge. Replace tower elevators in bridge 016/110E.

Funding

Phase	Start Date	Federal Fund Code	Federal Funds		State Fund Code	State Funds	Local Funds	Total
			Federal Funds	State Funds				
PE	2024	NHPP	1,080,110		MVA	120,013	0	1,200,123
<b>Project Totals</b>			<b>1,080,110</b>			<b>120,013</b>	<b>0</b>	<b>1,200,123</b>

Expenditure Schedule

Phase	1st	2nd	3rd	4th	5th & 6th
ALL	1,200,123	0	0	0	0
<b>Totals</b>	<b>1,200,123</b>	<b>0</b>	<b>0</b>	<b>0</b>	<b>0</b>

Washington State S. T. I. P.

2024 to 2027

(Project Funds to Nearest Dollar)

MPO/RTPO: PSRC

Y Inside

N Outside

November 17, 2023

County:

Agency: WSDOT - OLY

Func Cls	Project Number	PIN	STIP ID	Imp Type	Total Project Length	Environmental Type	RW Required	Begin Termini	End Termini	Total Est. Cost of Project	STIP Amend. No.
04	0160(010)	316011B	WDO-497	21	0.020	DCE	Yes	BEGIN SRMP : 002.54	END SRMP: 002.56	4,502,276	

SR 160/Long Lake Rd SE - Roundabout

This section of highway has been identified as a Collision Analysis Location. Constructing a roundabout at Long Lake Rd SE has the potential to reduce the frequency of collisions and enhance motorist safety. Roundabout.

**Funding**

Phase	Start Date	Federal Fund Code	Federal Funds	State Fund Code	State Funds	Local Funds	Total
RW	2024	HSIP	141,414		0	0	141,414
CN	2024	HSIP	3,629,966		0	0	3,629,966
<b>Project Totals</b>			<b>3,771,380</b>		<b>0</b>	<b>0</b>	<b>3,771,380</b>

**Expenditure Schedule**

Phase	1st	2nd	3rd	4th	5th & 6th
ALL	3,771,380	0	0	0	0
<b>Totals</b>	<b>3,771,380</b>	<b>0</b>	<b>0</b>	<b>0</b>	<b>0</b>



Washington State S. T. I. P.

2024 to 2027

(Project Funds to Nearest Dollar)

MPO/RTPO: PSRC

Y Inside

N Outside

November 17, 2023

County:

Agency: WSDOT - OLY

Func Cls	Project Number	PIN	STIP ID	Imp Type	Total Project Length	Environmental Type	RW Required	Begin Termini	End Termini	Total Est. Cost of Project	STIP Amend. No.
04		316115B	WDO-488	20	0.120	CE	Yes	14.78	14.9	4,621,061	

SR 161/Unnamed Tributary to South Creek - Remove Fish Barrier

The existing drainage structure at this location has been identified as a fish passage barrier. By replacing the existing structure with a fish passable structure, the restriction to fish passage will be eliminated. Remove fish passage barrier (995475).

**Funding**

Phase	Start Date	Federal	Fund Code	Federal Funds	State Fund Code	State Funds	Local Funds	Total
RW	2024			0	MVA	93,375	0	93,375
CN	2024			0	CSRF	3,062,009	0	3,062,009
CN	2024			0	MVA	62,490	0	62,490
<b>Project Totals</b>				<b>0</b>		<b>3,217,874</b>	<b>0</b>	<b>3,217,874</b>

**Expenditure Schedule**

Phase	1st	2nd	3rd	4th	5th & 6th
ALL	3,217,874	0	0	0	0
<b>Totals</b>	<b>3,217,874</b>	<b>0</b>	<b>0</b>	<b>0</b>	<b>0</b>

Washington State S. T. I. P.

2024 to 2027

(Project Funds to Nearest Dollar)

MPO/RTPO: PSRC

Y Inside

N Outside

November 17, 2023

County:

Agency: WSDOT - OLY

Func Cls	Project Number	PIN	STIP ID	Imp Type	Total Project Length	Environmental Type	RW Required	Begin Termini	End Termini	Total Est. Cost of Project	STIP Amend. No.
04	0162(023)	316211R	WDO-517	21	0.100	DCE	Yes	SRMP 010.92	SRMP 011.02	2,472,779	

SR 162/Orville Rd E Intersection - Compact Roundabout

This intersection has been identified as an Intersection Analysis Location. Constructing a compact roundabout has the potential to reduce the frequency and severity of collisions and improve motorist safety. Construct compact roundabout.

**Funding**

Phase	Start Date	Federal Fund Code	Federal Funds	State Fund Code	State Funds	Local Funds	Total
RW	2024	HSIP	43,747	MVA	893	0	44,640
CN	2024	HSIP	1,786,903	MVA	36,467	0	1,823,370
<b>Project Totals</b>			<b>1,830,650</b>		<b>37,360</b>	<b>0</b>	<b>1,868,010</b>

**Expenditure Schedule**

Phase	1st	2nd	3rd	4th	5th & 6th
ALL	1,868,010	0	0	0	0
<b>Totals</b>	<b>1,868,010</b>	<b>0</b>	<b>0</b>	<b>0</b>	<b>0</b>

Washington State S. T. I. P.

2024 to 2027

(Project Funds to Nearest Dollar)

MPO/RTPO: PSRC

Y Inside

N Outside

November 17, 2023

County:

Agency: WSDOT - OLY

Func Cls	Project Number	PIN	STIP ID	Imp Type	Total Project Length	Environmental Type	RW Required	Begin Termini	End Termini	Total Est. Cost of Project	STIP Amend. No.
04		316212F	WDO-490	20	1.500	DCE	Yes	SRMP : 010.99	SRMP: 012.49	9,209,456	

SR 162/Rauch Creek & Card Creek - Remove Fish Barriers

The existing drainage structure at this location has been identified as a fish passage barrier. By replacing the existing structure with a fish passable structure, the restriction to fish passage will be eliminated. Remove fish passage barriers (105 R032918D)(105 R021121A).

**Funding**

Phase	Start Date	Federal	Fund Code	Federal Funds	State Fund Code	State Funds	Local Funds	Total
PE	2024			0	CWA	1,770,456	0	1,770,456
RW	2024			0	CWA	43,640	0	43,640
CN	2024			0	CWA	7,395,360	0	7,395,360
<b>Project Totals</b>				<b>0</b>		<b>9,209,456</b>	<b>0</b>	<b>9,209,456</b>

**Expenditure Schedule**

Phase	1st	2nd	3rd	4th	5th & 6th
ALL	9,209,456	0	0	0	0
<b>Totals</b>	<b>9,209,456</b>	<b>0</b>	<b>0</b>	<b>0</b>	<b>0</b>

Washington State S. T. I. P.

2024 to 2027

(Project Funds to Nearest Dollar)

MPO/RTPO: PSRC

Y Inside

N Outside

November 17, 2023

County:

Agency: WSDOT - OLY

Func Cls	Project Number	PIN	STIP ID	Imp Type	Total Project Length	Environmental Type	RW Required	Begin Termini	End Termini	Total Est. Cost of Project	STIP Amend. No.
04		316226A	WDO-474	20	0.010	CE	Yes	SRMP : 019.06	SRMP: 019.71	8,300,476	

SR 162/Spiketon Creek - Remove Fish Barrier s

The existing drainage structure at this location has been identified as a fish passage barrier. Replace the existing structure with a fish passable structure to eliminate the restriction to fish passage. Remove fish passage barriers (996343)(105 R040517A).

**Funding**

Phase	Start Date	Federal Fund Code	Federal Funds	State Fund Code	State Funds	Local Funds	Total
PE	2024	NHPP	1,295,702	MVA	112,670	0	1,408,372
RW	2024	NHPP	24,500	MVA	500	0	25,000
CN	2024	NHPP	6,729,762	MVA	137,342	0	6,867,104
<b>Project Totals</b>			<b>8,049,964</b>		<b>250,512</b>	<b>0</b>	<b>8,300,476</b>

**Expenditure Schedule**

Phase	1st	2nd	3rd	4th	5th & 6th
ALL	8,300,476	0	0	0	0
<b>Totals</b>	<b>8,300,476</b>	<b>0</b>	<b>0</b>	<b>0</b>	<b>0</b>

Washington State S. T. I. P.

2024 to 2027

(Project Funds to Nearest Dollar)

MPO/RTPO: PSRC

Y Inside

N Outside

November 17, 2023

County:

Agency: WSDOT - OLY

Func Cls	Project Number	PIN	STIP ID	Imp Type	Total Project Length	Environmental Type	RW Required	Begin Termini	End Termini	Total Est. Cost of Project	STIP Amend. No.
04		316597A	WDO-475	20	0.010	CE	Yes	BEGIN SRMP : 019.76	END SRMP: 019.77	1,739,406	

SR 165/Spiketon Creek - Remove Fish Barrier

The existing drainage structure at this location has been identified as a fish passage barrier. By replacing the existing structure with a fish passable structure, the restriction to fish passage will be eliminated. Remove fish passage barrier (105 R033018B).

**Funding**

Phase	Start Date	Federal	Fund Code	Federal Funds	State Fund Code	State Funds	Local Funds	Total
PE	2024		NHPP	174,277	MVA	7,261	0	181,538
RW	2024		NHPP	11,495	MVA	235	0	11,730
CN	2024		NHPP	1,515,216	MVA	30,922	0	1,546,138
<b>Project Totals</b>				<b>1,700,988</b>		<b>38,418</b>	<b>0</b>	<b>1,739,406</b>

**Expenditure Schedule**

Phase	1st	2nd	3rd	4th	5th & 6th
ALL	1,739,406	0	0	0	0
<b>Totals</b>	<b>1,739,406</b>	<b>0</b>	<b>0</b>	<b>0</b>	<b>0</b>

Washington State S. T. I. P.

2024 to 2027

(Project Funds to Nearest Dollar)

MPO/RTPO: PSRC

Y Inside

N Outside

November 17, 2023

County:

Agency: WSDOT - OLY

Func Cls	Project Number	PIN	STIP ID	Imp Type	Total Project Length	Environmental Type	RW Required	Begin Termini	End Termini	Total Est. Cost of Project	STIP Amend. No.
03		316602F	WDO-492	20	0.900	DCE	Yes	SRMP : 001.71	SRMP: 002.61	8,409,104	

SR 166/Port Orchard Vicinity - Remove Fish Barriers

The existing drainage structures at this location have been identified as fish passage barriers. By replacing the existing structures with fish passable structures, the restriction to fish passage will be eliminated. Remove fish passage barriers (15.02080 0.00, 990358).

**Funding**

Phase	Start Date	Federal	Fund Code	Federal Funds	State Fund Code	State Funds	Local Funds	Total
PE	2024			0	CWA	1,599,408	0	1,599,408
RW	2024			0	CWA	87,280	0	87,280
CN	2024			0	CWA	6,722,416	0	6,722,416
<b>Project Totals</b>				<b>0</b>		<b>8,409,104</b>	<b>0</b>	<b>8,409,104</b>

**Expenditure Schedule**

Phase	1st	2nd	3rd	4th	5th & 6th
ALL	8,409,104	0	0	0	0
<b>Totals</b>	<b>8,409,104</b>	<b>0</b>	<b>0</b>	<b>0</b>	<b>0</b>

Washington State S. T. I. P.

2024 to 2027

(Project Funds to Nearest Dollar)

MPO/RTPO: PSRC

Y Inside

N Outside

November 17, 2023

County:

Agency: WSDOT - OLY

Func Cls	Project Number	PIN	STIP ID	Imp Type	Total Project Length	Environmental Type	RW Required	Begin Termini	End Termini	Total Est. Cost of Project	STIP Amend. No.
03	0166(012)	316615A	WDO-478	21	0.640	CE	Yes	SRMP : 004.15	SRMP: 004.79	1,986,194	

SR 166/Wolves Rd - Compact Roundabout

Replace existing signal system with a compact roundabout. The existing signal system is outdated and requires frequent and extensive maintenance. Replace the obsolete signal system with a roundabout to reduce the risk of failure and the high cost of maintenance.

Funding

Phase	Start Date	Federal	Fund Code	Federal Funds	State Fund Code	State Funds	Local Funds	Total
RW	2024			0	CWA	113,866	0	113,866
<b>Project Totals</b>				<b>0</b>		<b>113,866</b>	<b>0</b>	<b>113,866</b>

Expenditure Schedule

Phase	1st	2nd	3rd	4th	5th & 6th
ALL	113,866	0	0	0	0
<b>Totals</b>	<b>113,866</b>	<b>0</b>	<b>0</b>	<b>0</b>	<b>0</b>

Washington State S. T. I. P.

2024 to 2027

(Project Funds to Nearest Dollar)

MPO/RTPO: PSRC

Y Inside

N Outside

November 17, 2023

County:

Agency: WSDOT - OLY

Func Cls	Project Number	PIN	STIP ID	Imp Type	Total Project Length	Environmental Type	RW Required	Begin Termini	End Termini	Total Est. Cost of Project	STIP Amend. No.
03		316706T	WDO-410	01	4.400	EIS	Yes	Milepost 1.80	Milepost 6.20	642,720,588	

SR 167/I-5 to SR 161 Stage 2

Construction of new four lane alignment on SR 167 between I-5 in Tacoma and SR 161 in Puyallup including new interchanges at SR 161 and Valley Avenue, constructs wetland mitigation in the Wapato Creek Watershed, and constructs a missing link in the regional trail system from Puyallup to Fife. This is a multi-year project and the programming reflects the funds available within the span of the regional TIP.

**Funding**

Phase	Start Date	Federal Fund Code	Federal Funds		State Fund Code	State Funds	Local Funds	Total
CN	2024			0	CWA	221,471,614	0	221,471,614
CN	2024			0	OTHER	91,800,000	7,618,958	99,418,958
CN	2025	STBG(UL)		5,480,000	MAW	225,000,000	26,227,272	256,707,272
<b>Project Totals</b>				<b>5,480,000</b>		<b>538,271,614</b>	<b>33,846,230</b>	<b>577,597,844</b>

**Expenditure Schedule**

Phase	1st	2nd	3rd	4th	5th & 6th
ALL	320,890,572	256,707,272	0	0	0
<b>Totals</b>	<b>320,890,572</b>	<b>256,707,272</b>	<b>0</b>	<b>0</b>	<b>0</b>



Washington State S. T. I. P.

2024 to 2027

(Project Funds to Nearest Dollar)

MPO/RTPO: PSRC

Y Inside

N Outside

November 17, 2023

County:

Agency: WSDOT - OLY

Func Cls	Project Number	PIN	STIP ID	Imp Type	Total Project Length	Environmental Type	RW Required	Begin Termini	End Termini	Total Est. Cost of Project	STIP Amend. No.
03		316725B	WDO-532	11	0.080	CE	No	MP 6.41	MP 6.41	1,090,000	

SR 167/Puyallup River Bridge - Bridge Demolition

Demolition of the old steel truss bridge 167/20E. To demolish the old steel truss bridge 167/20E.

Funding

Phase	Start Date	Federal Fund Code	Federal Funds		State Fund Code	State Funds	Local Funds	Total
			Federal	Fund Code				
CN	2024	STBG	1,068,200	MVA	21,800	0	1,090,000	
<b>Project Totals</b>			<b>1,068,200</b>		<b>21,800</b>	<b>0</b>	<b>1,090,000</b>	

Expenditure Schedule

Phase	1st	2nd	3rd	4th	5th & 6th
ALL	1,090,000	0	0	0	0
<b>Totals</b>	<b>1,090,000</b>	<b>0</b>	<b>0</b>	<b>0</b>	<b>0</b>

Washington State S. T. I. P.

2024 to 2027

(Project Funds to Nearest Dollar)

MPO/RTPO: PSRC

Y Inside

N Outside

November 17, 2023

County:

Agency: WSDOT - OLY

Func Cls	Project Number	PIN	STIP ID	Imp Type	Total Project Length	Environmental Type	RW Required	Begin Termini	End Termini	Total Est. Cost of Project	STIP Amend. No.
03		300341R	WDO-511	20	4.180	DCE	No	40.84	45.02	746,107	

SR 3/N of Chico Way to S of Jct SR 303 - Stormwater Retrofit

Stormwater runoff along this section of SR 003 leaves the right of way without being treated. Propose to provide water quality treatment for SR 003 stormwater runoff that discharges into Chico Creek, directing highway runoff away from sensitive areas.

Funding

Phase	Start Date	Federal	Fund Code	Federal Funds	State Fund Code	State Funds	Local Funds	Total
PE	2024		NHPP	124,775	MVA	10,850	0	135,625
CN	2024		NHPP	598,273	MVA	12,209	0	610,482
<b>Project Totals</b>				<b>723,048</b>		<b>23,059</b>	<b>0</b>	<b>746,107</b>

Expenditure Schedule

Phase	1st	2nd	3rd	4th	5th & 6th
ALL	746,107	0	0	0	0
<b>Totals</b>	<b>746,107</b>	<b>0</b>	<b>0</b>	<b>0</b>	<b>0</b>

Washington State S. T. I. P.

2024 to 2027

(Project Funds to Nearest Dollar)

MPO/RTPO: PSRC

Y Inside

N Outside

November 17, 2023

County:

Agency: WSDOT - OLY

Func Cls	Project Number	PIN	STIP ID	Imp Type	Total Project Length	Environmental Type	RW Required	Begin Termini	End Termini	Total Est. Cost of Project	STIP Amend. No.
00		300003F	WDO-519	20	0.000	CE	Yes	N/A	N/A	428,762,473	

SR 3/SR 104/SR 303/SR 307/SR 308 Kitsap Co - Remove Fish Barriers

The existing drainage structures at these locations have been identified as a fish barrier. By replacing the existing structures with a fish passable structure, the restriction to fish passage will be eliminated. Remove fish barriers at 25 sites along SR 3, SR 104, SR 303, SR 307, and SR 308. This is a multi-year project and the programming reflects the funds within the span of the current TIP.

Funding

Phase	Start Date	Federal Fund Code	Federal Funds		State Fund Code	State Funds	Local Funds	Total
			Federal Funds	State Funds				
RW	2024		0		CWA	8,384,000	0	8,384,000
<b>Project Totals</b>			<b>0</b>			<b>8,384,000</b>	<b>0</b>	<b>8,384,000</b>

Expenditure Schedule

Phase	1st	2nd	3rd	4th	5th & 6th
ALL	8,384,000	0	0	0	0
<b>Totals</b>	<b>8,384,000</b>	<b>0</b>	<b>0</b>	<b>0</b>	<b>0</b>

Washington State S. T. I. P.

2024 to 2027

(Project Funds to Nearest Dollar)

MPO/RTPO: PSRC

Y Inside

N Outside

November 17, 2023

County:

Agency: WSDOT - OLY

Func Cls	Project Number	PIN	STIP ID	Imp Type	Total Project Length	Environmental Type	RW Required	Begin Termini	End Termini	Total Est. Cost of Project	STIP Amend. No.
03	9999(904)	300398H	WDO-495	20	2.270	DCE	Yes	BEGIN SRMP: 032.05	END SRMP: 034.32	165,692,328	

SR 3/SR 16/SR 166/Gorst Vicinity - Remove Fish Barriers

The existing drainage structures at this location have been identified as fish passage barriers. By replacing the existing structures with fish passable structures, the restriction to fish passages will be eliminated. Remove fish passage barriers (990168 991670 15.0201 0.90 991585 990270). This is a multi-year project and the programming reflects the funds available within the span of the regional TIP.

Funding

Phase	Start Date	Federal Fund Code	Federal Funds		Local Funds	Total
			State Fund Code	State Funds		
PE	2024		0	CWA	30,440	30,440
PE	2024		0	MAW	313,595	313,595
PE	2024		0	MVA	24,585	24,585
CN	2024		0	MAW	20,764,033	20,764,033
CN	2025		0	MAW	56,897,905	56,897,905
CN	2026		0	MAW	56,194,191	56,194,191
<b>Project Totals</b>			<b>0</b>		<b>134,224,749</b>	<b>134,224,749</b>

Expenditure Schedule

Phase	1st	2nd	3rd	4th	5th & 6th
ALL	21,132,653	56,897,905	56,194,191	0	0
<b>Totals</b>	<b>21,132,653</b>	<b>56,897,905</b>	<b>56,194,191</b>	<b>0</b>	<b>0</b>

Washington State S. T. I. P.

2024 to 2027

(Project Funds to Nearest Dollar)

MPO/RTPO: PSRC

Y Inside

N Outside

November 17, 2023

County:

Agency: WSDOT - OLY

Func Cls	Project Number	PIN	STIP ID	Imp Type	Total Project Length	Environmental Type	RW Required	Begin Termini	End Termini	Total Est. Cost of Project	STIP Amend. No.
03	0302(014)	330212R	WDO-512	21	0.100	DCE	Yes	11.53	11.63	3,020,051	

SR 302/118th Ave NW Intersection - Compact Roundabout

This intersection has been identified as an Intersection Analysis Location. Constructing a compact roundabout has the potential to reduce the frequency and severity of collisions and improve motorist safety. Construct a compact roundabout.

**Funding**

Phase	Start Date	Federal	Fund Code	Federal Funds	State Fund Code	State Funds	Local Funds	Total
PE	2024		HSIP	290,594	MVA	39,099	0	329,693
RW	2024		HSIP	190,145	MVA	3,881	0	194,026
CN	2024		HSIP	2,446,405	MVA	49,927	0	2,496,332
<b>Project Totals</b>				<b>2,927,144</b>		<b>92,907</b>	<b>0</b>	<b>3,020,051</b>

**Expenditure Schedule**

Phase	1st	2nd	3rd	4th	5th & 6th
ALL	3,020,051	0	0	0	0
<b>Totals</b>	<b>3,020,051</b>	<b>0</b>	<b>0</b>	<b>0</b>	<b>0</b>

Washington State S. T. I. P.

2024 to 2027

(Project Funds to Nearest Dollar)

MPO/RTPO: PSRC

Y Inside

N Outside

November 17, 2023

County:

Agency: WSDOT - OLY

Func Cls	Project Number	PIN	STIP ID	Imp Type	Total Project Length	Environmental Type	RW Required	Begin Termini	End Termini	Total Est. Cost of Project	STIP Amend. No.
03		330523A	WDO-485	20	0.150	DCE	Yes	SRMP: 007.23	SRMP: 007.38	13,595,477	

SR 305/Klebeal Creek - Remove Fish Barrier

The existing drainage structure at this location has been identified as a fish passage barrier. By replacing the existing structure with a fish passable structure, the restriction to fish passage will be eliminated. Remove fish passage barrier (991958).

Funding

Phase	Start Date	Federal	Fund Code	Federal Funds	State Fund Code	State Funds	Local Funds	Total
RW	2024			0	CWA	153,326	0	153,326
<b>Project Totals</b>				<b>0</b>		<b>153,326</b>	<b>0</b>	<b>153,326</b>

Expenditure Schedule

Phase	1st	2nd	3rd	4th	5th & 6th
ALL	153,326	0	0	0	0
<b>Totals</b>	<b>153,326</b>	<b>0</b>	<b>0</b>	<b>0</b>	<b>0</b>

Washington State S. T. I. P.

2024 to 2027

(Project Funds to Nearest Dollar)

MPO/RTPO: PSRC

Y Inside

N Outside

November 17, 2023

County:

Agency: WSDOT - OLY

Func Cls	Project Number	PIN	STIP ID	Imp Type	Total Project Length	Environmental Type	RW Required	Begin Termini	End Termini	Total Est. Cost of Project	STIP Amend. No.
03		330525A	WDO-483	20	0.200	DCE	Yes	SRMP: 002.35	SRMP: 002.55	14,413,285	

SR 305/Murden Creek - Remove Fish Barrier

The existing drainage structure at this location has been identified as a fish passage barrier. By replacing the existing structure with a fish passable structure, the restriction to fish passage will be eliminated. Remove fish passage barrier (994325). This is a multi-year project and the programming reflects the funds available within the span of the regional TIP.

Funding

Phase	Start Date	Federal Funds		State Funds		Local Funds	Total
		Fund Code		State Fund Code	State Funds		
CN	2024		0	MVA	532,125	0	532,125
<b>Project Totals</b>			<b>0</b>		<b>532,125</b>	<b>0</b>	<b>532,125</b>

Expenditure Schedule

Phase	1st	2nd	3rd	4th	5th & 6th
ALL	532,125	0	0	0	0
<b>Totals</b>	<b>532,125</b>	<b>0</b>	<b>0</b>	<b>0</b>	<b>0</b>

Washington State S. T. I. P.

2024 to 2027

(Project Funds to Nearest Dollar)

MPO/RTPO: PSRC

Y Inside

N Outside

November 17, 2023

County:

Agency: WSDOT - OLY

Func Cls	Project Number	PIN	STIP ID	Imp Type	Total Project Length	Environmental Type	RW Required	Begin Termini	End Termini	Total Est. Cost of Project	STIP Amend. No.
03		330529A	WDO-484	20	0.200	DCE	Yes	SRMP: 008.85	SRMP: 009.05	37,116,951	

SR 305/Sam Snyder Creek - Remove Fish Barrier

The existing drainage structure at this location has been identified as a fish passage barrier. By replacing the existing structure with a fish passable structure, the restriction to fish passage will be eliminated. Remove fish passage barrier (994327).

**Funding**

Phase	Start Date	Federal Fund Code	Federal Funds	State Fund Code	State Funds	Local Funds	Total
CN	2024		0	CSRF	19,927,305	0	19,927,305
CN	2024		0	MVA	406,680	0	406,680
CN	2025		0	CSRF	1,720,017	0	1,720,017
CN	2025		0	MVA	35,102	0	35,102
<b>Project Totals</b>			<b>0</b>		<b>22,089,104</b>	<b>0</b>	<b>22,089,104</b>

**Expenditure Schedule**

Phase	1st	2nd	3rd	4th	5th & 6th
ALL	20,333,985	1,755,119	0	0	0
<b>Totals</b>	<b>20,333,985</b>	<b>1,755,119</b>	<b>0</b>	<b>0</b>	<b>0</b>



Washington State S. T. I. P.

2024 to 2027

(Project Funds to Nearest Dollar)

MPO/RTPO: PSRC

Y Inside

N Outside

November 17, 2023

County:

Agency: WSDOT - OLY

Func Cls	Project Number	PIN	STIP ID	Imp Type	Total Project Length	Environmental Type	RW Required	Begin Termini	End Termini	Total Est. Cost of Project	STIP Amend. No.
03		330528H	WDO-411C	21	0.400	DCE	Yes	MP 008.72	MP 009.12	11,604,845	

SR 305/Totten Rd - Safety Improvements

Congestion along the SR 305 corridor from Poulsbo to the Winslow Ferry terminal has a negative impact on travel times, traveler safety and the economic vitality. By constructing a roundabout at the intersection of Totten Road and SR 305, this project has the potential to reduce the frequency and severity of collisions and improve motorist safety.

**Funding**

Phase	Start Date	Federal Fund Code	Federal Funds		Local Funds	Total
			State Fund Code	State Funds		
PE	2024		0	CWA	2,670,000	2,670,000
RW	2024		0	CWA	528,345	528,345
CN	2024		0	CWA	8,406,500	8,406,500
<b>Project Totals</b>			<b>0</b>		<b>11,604,845</b>	<b>11,604,845</b>

**Expenditure Schedule**

Phase	1st	2nd	3rd	4th	5th & 6th
ALL	11,604,845	0	0	0	0
<b>Totals</b>	<b>11,604,845</b>	<b>0</b>	<b>0</b>	<b>0</b>	<b>0</b>

Washington State S. T. I. P.

2024 to 2027

(Project Funds to Nearest Dollar)

MPO/RTPO: PSRC

Y Inside

N Outside

November 17, 2023

County:

Agency: WSDOT - OLY

Func Cls	Project Number	PIN	STIP ID	Imp Type	Total Project Length	Environmental Type	RW Required	Begin Termini	End Termini	Total Est. Cost of Project	STIP Amend. No.
04	0507(038)	350742R	WDO-515	21	0.100	DCE	No	SRMP 042.40	SRMP 042.50	2,096,463	

SR 507/208th St E Intersection - Compact Roundabout

This intersection has been identified as an Intersection Analysis Location. Constructing a compact roundabout has the potential to reduce the frequency and severity of collisions and improve motorist safety. Construct a compact roundabout.

Funding

Phase	Start Date	Federal Fund Code	Federal Funds	State Fund Code	State Funds	Local Funds	Total
CN	2024	HSIP	1,330,421	MVA	27,152	0	1,357,573
<b>Project Totals</b>			<b>1,330,421</b>		<b>27,152</b>	<b>0</b>	<b>1,357,573</b>

Expenditure Schedule

Phase	1st	2nd	3rd	4th	5th & 6th
ALL	1,357,573	0	0	0	0
<b>Totals</b>	<b>1,357,573</b>	<b>0</b>	<b>0</b>	<b>0</b>	<b>0</b>

Washington State S. T. I. P.

2024 to 2027

(Project Funds to Nearest Dollar)

MPO/RTPO: PSRC

Y Inside

N Outside

November 17, 2023

County:

Agency: WSDOT - OLY

Func Cls	Project Number	PIN	STIP ID	Imp Type	Total Project Length	Environmental Type	RW Required	Begin Termini	End Termini	Total Est. Cost of Project	STIP Amend. No.
03		351201S	WDO-518	14	0.040	DCE	No	SRMP 000.00	SRMP 000.04	2,166,550	

SR 512/SR 512 Over I-5 - Seismic Retrofit

This structure does not meet current seismic design standards. Seismically retrofit this bridge to bring it up to current seismic design standards and reduce the risk of catastrophic failure during an earthquake. Seismic retrofit bridge 512/1.

Funding

Phase	Start Date	Federal	Fund Code	Federal Funds	State Fund Code	State Funds	Local Funds	Total
PE	2024		NHPP	313,683	MVA	34,854	0	348,537
<b>Project Totals</b>				<b>313,683</b>		<b>34,854</b>	<b>0</b>	<b>348,537</b>

Expenditure Schedule

Phase	1st	2nd	3rd	4th	5th & 6th
ALL	348,537	0	0	0	0
<b>Totals</b>	<b>348,537</b>	<b>0</b>	<b>0</b>	<b>0</b>	<b>0</b>

Washington State S. T. I. P.

2024 to 2027

(Project Funds to Nearest Dollar)

MPO/RTPO: PSRC

Y Inside

N Outside

November 17, 2023

County:

Agency: WSDOT - OLY

Func Cls	Project Number	PIN	STIP ID	Imp Type	Total Project Length	Environmental Type	RW Required	Begin Termini	End Termini	Total Est. Cost of Project	STIP Amend. No.
03	0007(034)	300726R	WDO-523	21	0.000	CE	Yes	SRMP 41.62	SRMP 47.52	50,304,026	

SR 7/260th St E to SR 507 Intersection - Roundabouts & Paving

The intersections at SR7/260th ST E (MP 41.62 - MP 42.12), SR7/S of 224th St E (MP 44.52 - MP 45.02), and SR7/507 (MP 47.02 - MP 47.52) have been identified as Intersection Analysis Locations. By constructing single-lane roundabout (3 total), this project has the potential to reduce the frequency and severity of collisions and improve motorist safety. Pavement conditions on SR7/N of 20th ST to N of SR 507 (MP 42.12 - MP 47.44) have a rating that is projected to drop below the adopted standard. This project will grind and inlay the existing roadway with hot mix asphalt, increasing the pavement condition rating to be within adopted standards. Construct roundabouts & HMA Inlay. This is a multi-year project, and the programming reflects the planned expenditure schedule within the span of the current TIP.

**Funding**

Phase	Start Date	Federal Funds		State Funds		Local Funds	Total
		Federal	Fund Code	State Fund Code	State Funds		
PE	2024		HSIP		MVA	0	1,621,662
PE	2024		NHPP			0	3,991,134
RW	2024		HSIP		MVA	0	313,521
RW	2024		NHPP			0	2,090,138
CN	2025		NHPP			0	522,485
CN	2025		STBG		MVA	0	303,709
		<b>Project Totals</b>		<b>8,591,878</b>		<b>250,771</b>	<b>8,842,649</b>

**Expenditure Schedule**

Phase	1st	2nd	3rd	4th	5th & 6th
ALL	8,016,455	826,194	0	0	0
<b>Totals</b>	<b>8,016,455</b>	<b>826,194</b>	<b>0</b>	<b>0</b>	<b>0</b>

Washington State S. T. I. P.

2024 to 2027

(Project Funds to Nearest Dollar)

MPO/RTPO: PSRC

Y Inside

N Outside

November 17, 2023

County:

Agency: WSDOT - OLY

Func Cls	Project Number	PIN	STIP ID	Imp Type	Total Project Length	Environmental Type	RW Required	Begin Termini	End Termini	Total Est. Cost of Project	STIP Amend. No.
04	0702(017)	370203R	WDO-528	21	0.000	CE	No	MP 3.27	MP 3.37	1,445,177	

SR 702/40th Ave S & Allen Rd Intersection - Compact Roundabout

This intersection has been identified as a candidate for Intersection Systemic Safety. By constructing a compact roundabout, this project has the potential to reduce the frequency and severity of collisions and improve motorist safety. Construct a compact roundabout.

Funding

Phase	Start Date	Federal	Fund Code	Federal Funds	State Fund Code	State Funds	Local Funds	Total
CN	2024		HSIP	1,248,146	MVA	25,472	0	1,273,618
<b>Project Totals</b>				<b>1,248,146</b>		<b>25,472</b>	<b>0</b>	<b>1,273,618</b>

Expenditure Schedule

Phase	1st	2nd	3rd	4th	5th & 6th
ALL	1,273,618	0	0	0	0
<b>Totals</b>	<b>1,273,618</b>	<b>0</b>	<b>0</b>	<b>0</b>	<b>0</b>

Washington State S. T. I. P.

2024 to 2027

(Project Funds to Nearest Dollar)

MPO/RTPO: PSRC

Y Inside

N Outside

November 17, 2023

County:

Agency: WSDOT - OLY

Func Cls	Project Number	PIN	STIP ID	Imp Type	Total Project Length	Environmental Type	RW Required	Begin Termini	End Termini	Total Est. Cost of Project	STIP Amend. No.
04	0702(016)	370205A	WDO-504	21	0.100	DCE	No	MP : 005.24	MP: 005.34	2,633,138	

SR 702/8th Avenue S Intersection - Roundabout

This intersection has been identified as an Intersection Analysis Location. By constructing a roundabout, this project has the potential to reduce the frequency and severity of collisions and improve motorist safety. Construct a roundabout. This is a multi-year project, and the programming reflects the planned expenditure schedule within the span of the current TIP

Funding

Phase	Start Date	Federal Fund Code	Federal Funds		State Fund Code	State Funds	Local Funds	Total
			Federal Funds	State Funds				
PE	2024	HSIP	15,281		MVA	1,698	0	16,979
CN	2024	HSIP	2,280,592		MVA	46,543	0	2,327,135
<b>Project Totals</b>			<b>2,295,873</b>			<b>48,241</b>	<b>0</b>	<b>2,344,114</b>

Expenditure Schedule

Phase	1st	2nd	3rd	4th	5th & 6th
ALL	2,344,114	0	0	0	0
<b>Totals</b>	<b>2,344,114</b>	<b>0</b>	<b>0</b>	<b>0</b>	<b>0</b>

Washington State S. T. I. P.

2024 to 2027

(Project Funds to Nearest Dollar)

MPO/RTPO: PSRC

Y Inside

N Outside

November 17, 2023

County:

Agency: WSDOT - OLY

Func Cls	Project Number	PIN	STIP ID	Imp Type	Total Project Length	Environmental Type	RW Required	Begin Termini	End Termini	Total Est. Cost of Project	STIP Amend. No.
04	0702(018)	370201R	WDO-529	21	0.000	CE	No	MP 0.53	MP 0.63	1,755,875	

SR 702/Harts Lake Rd S Intersection - Compact Roundabout

This intersection has been identified as a candidate for Intersection Systemic Safety. By constructing a compact roundabout, this project has the potential to reduce the frequency and severity of collisions and improve motorist safety. Construct a compact roundabout.

Funding

Phase	Start Date	Federal Fund Code	Federal Funds	State Fund Code	State Funds	Local Funds	Total
CN	2024	HSIP	1,517,611	MVA	30,972	0	1,548,583
<b>Project Totals</b>			<b>1,517,611</b>		<b>30,972</b>	<b>0</b>	<b>1,548,583</b>

Expenditure Schedule

Phase	1st	2nd	3rd	4th	5th & 6th
ALL	1,548,583	0	0	0	0
<b>Totals</b>	<b>1,548,583</b>	<b>0</b>	<b>0</b>	<b>0</b>	<b>0</b>

Washington State S. T. I. P.

2024 to 2027

(Project Funds to Nearest Dollar)

MPO/RTPO: PSRC

Y Inside

N Outside

November 17, 2023

County:

Agency: WSDOT - OLY

Func Cls	Project Number	PIN	STIP ID	Imp Type	Total Project Length	Environmental Type	RW Required	Begin Termini	End Termini	Total Est. Cost of Project	STIP Amend. No.
03		309901S	WDO-507	14	0.060	DCE	No	MP 000.00	MP 000.06	2,389,055	

SR 99/SR 99 Over I-5 - Seismic Retrofit

This structure does not meet current seismic design standards. Seismically retrofit the bridge to bring it up to current seismic design standards and reduce the risk of catastrophic failure during an earthquake. Seismic retrofit bridge 99/400.

Funding

Phase	Start Date	Federal	Fund Code	Federal Funds	State Fund Code	State Funds	Local Funds	Total
PE	2024		NHPP	345,899	MVA	38,433	0	384,332
<b>Project Totals</b>				<b>345,899</b>		<b>38,433</b>	<b>0</b>	<b>384,332</b>

Expenditure Schedule

Phase	1st	2nd	3rd	4th	5th & 6th
ALL	384,332	0	0	0	0
<b>Totals</b>	<b>384,332</b>	<b>0</b>	<b>0</b>	<b>0</b>	<b>0</b>

	Federal Funds	State Funds	Local Funds	Total
<b>Agency Totals for WSDOT - OLY</b>	<b>44,499,719</b>	<b>1,055,405,093</b>	<b>33,846,230</b>	<b>1,133,751,042</b>



Washington State S. T. I. P.

2024 to 2027

(Project Funds to Nearest Dollar)

MPO/RTPO: PSRC

Y Inside

N Outside

November 17, 2023

County:

Agency: WSDOT - SR-520 Bridge  
Replacement & HOV  
Project Office

Func Cls	Project Number	PIN	STIP ID	Imp Type	Total Project Length	Environmental Type	RW Required	Begin Termini	End Termini	Total Est. Cost of Project	STIP Amend. No.
02		M00400R	WD520-3	11	2.000	EIS	Yes	I-5	Foster Island Vicinity	2,049,287,613	

SR 520/I-5 to Floating Bridge - Bridge Replacement and HOV

The project will reconstruct the SR 520 corridor from I-5 to the new Evergreen Point Floating Bridge, resulting in a 6 lane corridor including two HOV lanes and a new, second bascule bridge across the Montlake Cut. This is a multiyear project and the programming reflects the funds available within the span of the regional TIP.

Funding

Phase	Start Date	Federal Fund Code	Federal Funds		State Funds	Local Funds	Total
			Federal	State Fund Code			
PE	2024		0	CWA	13,573,391	44,888	13,618,279
RW	2024		0	CWA	4,943,537	0	4,943,537
CN	2024		0	CWA	344,170,373	450,444	344,620,817
CN	2024		0	OTHER	70,786,000	0	70,786,000
<b>Project Totals</b>			<b>0</b>		<b>433,473,301</b>	<b>495,332</b>	<b>433,968,633</b>

Expenditure Schedule

Phase	1st	2nd	3rd	4th	5th & 6th
ALL	433,968,633	0	0	0	0
<b>Totals</b>	<b>433,968,633</b>	<b>0</b>	<b>0</b>	<b>0</b>	<b>0</b>

Washington State S. T. I. P.

2024 to 2027

(Project Funds to Nearest Dollar)

MPO/RTPO: PSRC

Y Inside

N Outside

November 17, 2023

County:

Agency: WSDOT - SR-520 Bridge  
Replacement & HOV  
Project Office

Func Cls	Project Number	PIN	STIP ID	Imp Type	Total Project Length	Environmental Type	RW Required	Begin Termini	End Termini	Total Est. Cost of Project	STIP Amend. No.
02	0520(047)	852004B	WD520-1A	08	2.000	EIS	Yes	MP 2.0, Foster Island Vic	MP 4.0, Evergreen Pt Rd	1,281,477,522	

SR-520: I-5 to Medina - Stage 1, Evergreen Point Floating Bridge and Landings

Replace SR520 Floating Br btw Foster Is & Medina. Road to have 6 Ins incl. 2 HOV Ins. First stage of CN per I-5 to Medina EIS incl. Evergreen Pt Floating Bridge & new N half of the West Approach Bridge. Project is eligible for advance CN. GARVEE Bonds of \$600M sold in 2012 & \$323M in 2014 for the SR520 corridor btw I-5 & I-405. Debt service paid thru FFY2022 was \$433,198,081. The AC conversion to debt service for FFY2023 is \$49,670,036. An Add'l \$60,159,750 in AC will be converted in future FFY2024. Total outstanding debt service for FFY2023 to FFY2024 is \$109,829,786. GARVEE debt service amounts include the principle and interest costs, which will lead to overstating the cost of the project. USDOT loaned WSDOT \$300,000,000 in federal TIFIA funds. The total amount of TIFIA funds for the program is \$300,000,000.

Funding

Phase	Start Date	Federal Fund Code	Federal Funds	State Fund Code	State Funds	Local Funds	Total
CN	2024	NHPP	60,159,750		0	0	60,159,750
<b>Project Totals</b>			<b>60,159,750</b>		<b>0</b>	<b>0</b>	<b>60,159,750</b>

Expenditure Schedule

Phase	1st	2nd	3rd	4th	5th & 6th
ALL	60,159,750	0	0	0	0
<b>Totals</b>	<b>60,159,750</b>	<b>0</b>	<b>0</b>	<b>0</b>	<b>0</b>

	Federal Funds	State Funds	Local Funds	Total
<b>Agency Totals for WSDOT - SR-520 Bridge Replacement &amp; HOV Project O</b>	<b>60,159,750</b>	<b>433,473,301</b>	<b>495,332</b>	<b>494,128,383</b>

Washington State S. T. I. P.

2024 to 2027

(Project Funds to Nearest Dollar)

MPO/RTPO: Quad-Co RTPO

N Inside

Y Outside

November 17, 2023

County: Grant

Agency: Electric City

Func Cls	Project Number	PIN	STIP ID	Imp Type	Total Project Length	Environmental Type	RW Required	Begin Termini	End Termini	Total Est. Cost of Project	STIP Amend. No.
03			WA-15609	21	0.310	CE	Yes	Intersection of Miller Ave	Intersection of Steven Ave	430,784	

Electric City Downtown Corridor Improvements

Add Rectangular Rapid Flashing Beacon (RRFB), striping to include non-vehicular travel lane and intersection improvements.

Funding

Phase	Start Date	Federal Fund Code	Federal Funds	State Fund Code	State Funds	Local Funds	Total
CN	2024	STBG(R)	313,810		0	48,974	362,784
<b>Project Totals</b>			<b>313,810</b>		<b>0</b>	<b>48,974</b>	<b>362,784</b>

Expenditure Schedule

Phase	1st	2nd	3rd	4th	5th & 6th
CN	362,784	0	0	0	0
<b>Totals</b>	<b>362,784</b>	<b>0</b>	<b>0</b>	<b>0</b>	<b>0</b>

Washington State S. T. I. P.

2024 to 2027

(Project Funds to Nearest Dollar)

MPO/RTPO: Quad-Co RTPO

N Inside

Y Outside

November 17, 2023

County: Grant

Agency: Electric City

Func Cls	Project Number	PIN	STIP ID	Imp Type	Total Project Length	Environmental Type	RW Required	Begin Termini	End Termini	Total Est. Cost of Project	STIP Amend. No.
04			WA-12046	28	0.500	CE	No	M.P. 24.7	MP 25.2	869,872	

Shoreline Waterfront Trail

Shared use path, curb ramps, storm water improvements.  
PE done with State Funds under project PB19(021).

**Funding**

Phase	Start Date	Federal	Fund Code	Federal Funds	State Fund Code	State Funds	Local Funds	Total
CN	2024		STBG(R)	200,000	Ped/Bike Program	583,775	86,097	869,872
<b>Project Totals</b>				<b>200,000</b>		<b>583,775</b>	<b>86,097</b>	<b>869,872</b>

**Expenditure Schedule**

Phase	1st	2nd	3rd	4th	5th & 6th
CN	869,872	0	0	0	0
<b>Totals</b>	<b>869,872</b>	<b>0</b>	<b>0</b>	<b>0</b>	<b>0</b>

	Federal Funds	State Funds	Local Funds	Total
<b>Agency Totals for Electric City</b>	<b>513,810</b>	<b>583,775</b>	<b>135,071</b>	<b>1,232,656</b>

Washington State S. T. I. P.

2024 to 2027

(Project Funds to Nearest Dollar)

MPO/RTPO: Quad-Co RTPO

N Inside

Y Outside

November 17, 2023

County: Kittitas

Agency: Ellensburg

Func Cls	Project Number	PIN	STIP ID	Imp Type	Total Project Length	Environmental Type	RW Required	Begin Termini	End Termini	Total Est. Cost of Project	STIP Amend. No.
05	6909(001)		43	28	0.500	CE	No	Radio Rd	North City Limits / McElroy Park	1,635,000	

Brick Rd Improvements

Complete multi-modal improvements on Brick Road including widening and overlaying the existing roadway to maintain the existing two lanes of travel and will include the installation of curb/gutter, stormwater facilities, sidewalk, illumination, and landscaping. The project will perform in-fill of existing sidewalk gaps on both sides of this major collector.

Funding

Phase	Start Date	Federal Fund Code	Federal Funds	State Fund Code	State Funds	Local Funds	Total
CN	2024	STBG(US)	1,164,000		0	321,000	1,485,000
<b>Project Totals</b>			<b>1,164,000</b>		<b>0</b>	<b>321,000</b>	<b>1,485,000</b>

Expenditure Schedule

Phase	1st	2nd	3rd	4th	5th & 6th
CN	1,485,000	0	0	0	0
<b>Totals</b>	<b>1,485,000</b>	<b>0</b>	<b>0</b>	<b>0</b>	<b>0</b>

	Federal Funds	State Funds	Local Funds	Total
<b>Agency Totals for Ellensburg</b>	<b>1,164,000</b>	<b>0</b>	<b>321,000</b>	<b>1,485,000</b>

Washington State S. T. I. P.

2024 to 2027

(Project Funds to Nearest Dollar)

MPO/RTPO: Quad-Co RTPO

N Inside

Y Outside

November 17, 2023

County: Grant

Agency: Grand Coulee

Func Cls	Project Number	PIN	STIP ID	Imp Type	Total Project Length	Environmental Type	RW Required	Begin Termini	End Termini	Total Est. Cost of Project	STIP Amend. No.
07			WA-15345	04	0.180	CE	No	Burdin Blvd.	2nd St	800,000	

James Saunders & Fortuyn Reconstruction

The project will pulverize, regrade, and add cement to the base, repave the roadway, add curb, gutter, and storm drainage, and sidewalk.

**Funding**

Phase	Start Date	Federal Fund Code	Federal Funds		State Fund Code	State Funds	Local Funds	Total
			Federal	Fund Code				
PE	2024		0		TIB	92,300	0	92,300
CN	2024		0		TIB	707,700	0	707,700
<b>Project Totals</b>			<b>0</b>			<b>800,000</b>	<b>0</b>	<b>800,000</b>

**Expenditure Schedule**

Phase	1st	2nd	3rd	4th	5th & 6th
PE	92,300	0	0	0	0
CN	707,700	0	0	0	0
<b>Totals</b>	<b>800,000</b>	<b>0</b>	<b>0</b>	<b>0</b>	<b>0</b>

Agency Totals for Grand Coulee	Federal Funds		State Funds	Local Funds	Total
	Federal	Fund Code			
	0		800,000	0	800,000

Washington State S. T. I. P.

2024 to 2027

(Project Funds to Nearest Dollar)

MPO/RTPO: Quad-Co RTPO

N Inside

Y Outside

November 17, 2023

County: Adams

Agency: Hatton

Func Cls	Project Number	PIN	STIP ID	Imp Type	Total Project Length	Environmental Type	RW Required	Begin Termini	End Termini	Total Est. Cost of Project	STIP Amend. No.
00			WA-15631	14		CE	Yes	N/A	N/A	1,060,000	

Hatton

Painting and deck repair.

Funding

Phase	Start Date	Federal	Fund Code	Federal Funds		State Fund Code	State Funds	Local Funds	Total
PE	2024		BR	86,643			0	0	86,643
RW	2025		BR	16,000			0	0	16,000
CN	2026		BR	957,357			0	0	957,357
<b>Project Totals</b>				<b>1,060,000</b>			<b>0</b>	<b>0</b>	<b>1,060,000</b>

Expenditure Schedule

Phase	1st	2nd	3rd	4th	5th & 6th
PE	86,643	0	0	0	0
RW	0	16,000	0	0	0
CN	0	0	957,357	0	0
<b>Totals</b>	<b>86,643</b>	<b>16,000</b>	<b>957,357</b>	<b>0</b>	<b>0</b>

Agency Totals for Hatton	Federal Funds		State Funds	Local Funds	Total
	1,060,000		0	0	1,060,000

Washington State S. T. I. P.

2024 to 2027

(Project Funds to Nearest Dollar)

MPO/RTPO: Quad-Co RTPO

N Inside

Y Outside

November 17, 2023

County: Kittitas

Agency: Kittitas Co.

Func Cls	Project Number	PIN	STIP ID	Imp Type	Total Project Length	Environmental Type	RW Required	Begin Termini	End Termini	Total Est. Cost of Project	STIP Amend. No.
00			WA-15604	21		CE	No	Various	Various	450,000	

Horizontal Curve Safety Project

Collect data and install/upgrade signing for horizontal curves (such as advisory speeds, chevrons, delineation).

**Funding**

Phase	Start Date	Federal	Fund Code	Federal Funds		State Funds	Local Funds	Total
				Federal Funds	State Fund Code			
PE	2024		HSIP	225,000		0	0	225,000
CN	2025		HSIP	225,000		0	0	225,000
<b>Project Totals</b>				<b>450,000</b>		<b>0</b>	<b>0</b>	<b>450,000</b>

**Expenditure Schedule**

Phase	1st	2nd	3rd	4th	5th & 6th
PE	225,000	0	0	0	0
CN	0	225,000	0	0	0
<b>Totals</b>	<b>225,000</b>	<b>225,000</b>	<b>0</b>	<b>0</b>	<b>0</b>



Washington State S. T. I. P.

2024 to 2027

(Project Funds to Nearest Dollar)

MPO/RTPO: Quad-Co RTPO

N Inside

Y Outside

November 17, 2023

County: Kittitas

Agency: Kittitas Co.

Func Cls	Project Number	PIN	STIP ID	Imp Type	Total Project Length	Environmental Type	RW Required	Begin Termini	End Termini	Total Est. Cost of Project	STIP Amend. No.
06			WA-15603	21	5.600		No	5.14	10.74	1,581,000	

Huntzinger Road Safety Improvements-Phase 1  
Install/upgrade guardrail, signing, and delineation.

**Funding**

Phase	Start Date	Federal	Fund Code	Federal Funds		State Fund Code	State Funds	Local Funds	Total
PE	2024		HSIP	190,000			0	0	190,000
CN	2025		HSIP	1,391,000			0	0	1,391,000
<b>Project Totals</b>				<b>1,581,000</b>			<b>0</b>	<b>0</b>	<b>1,581,000</b>

**Expenditure Schedule**

Phase	1st	2nd	3rd	4th	5th & 6th
PE	190,000	0	0	0	0
CN	0	1,391,000	0	0	0
<b>Totals</b>	<b>190,000</b>	<b>1,391,000</b>	<b>0</b>	<b>0</b>	<b>0</b>

Washington State S. T. I. P.

2024 to 2027

(Project Funds to Nearest Dollar)

MPO/RTPO: Quad-Co RTPO

N Inside

Y Outside

November 17, 2023

County: Kittitas

Agency: Kittitas Co.

Func Cls	Project Number	PIN	STIP ID	Imp Type	Total Project Length	Environmental Type	RW Required	Begin Termini	End Termini	Total Est. Cost of Project	STIP Amend. No.
01			WA-14186	03	14.000	CE	No	84	70	500,000	

I-90 Widening

Initial project feasibility scoping and planning partnership with WSDOT to determine necessary elements for future phases of construction to widen I-90 from exit 84 at Cle Elum to exit 70 at Easton to reduce congestion and increase safety.

**Funding**

Phase	Start Date	Federal	Fund Code	Federal Funds	State Fund Code	State Funds	Local Funds	Total
PL	2024			0		0	500,000	500,000
<b>Project Totals</b>				<b>0</b>		<b>0</b>	<b>500,000</b>	<b>500,000</b>

**Expenditure Schedule**

Phase	1st	2nd	3rd	4th	5th & 6th
PL	500,000	0	0	0	0
<b>Totals</b>	<b>500,000</b>	<b>0</b>	<b>0</b>	<b>0</b>	<b>0</b>

Washington State S. T. I. P.

2024 to 2027

(Project Funds to Nearest Dollar)

MPO/RTPO: Quad-Co RTPO

N Inside

Y Outside

November 17, 2023

County: Kittitas

Agency: Kittitas Co.

Func Cls	Project Number	PIN	STIP ID	Imp Type	Total Project Length	Environmental Type	RW Required	Begin Termini	End Termini	Total Est. Cost of Project	STIP Amend. No.
06	2019(031)		WA-14038	08	0.050	CE	Yes	.02	.07	3,305,210	

LIBERTY ROAD SWAUK CREEK BRIDGE REPLACEMENT

Replacement of bridge 07101 with new structure, realign stream and roadway.

Funding

Phase	Start Date	Federal Fund Code	Federal Funds	State Fund Code	State Funds	Local Funds	Total
CN	2024	WFL	2,081,914		0	424,306	2,506,220
<b>Project Totals</b>			<b>2,081,914</b>		<b>0</b>	<b>424,306</b>	<b>2,506,220</b>

Expenditure Schedule

Phase	1st	2nd	3rd	4th	5th & 6th
CN	2,506,220	0	0	0	0
<b>Totals</b>	<b>2,506,220</b>	<b>0</b>	<b>0</b>	<b>0</b>	<b>0</b>

	Federal Funds	State Funds	Local Funds	Total
<b>Agency Totals for Kittitas Co.</b>	<b>4,112,914</b>	<b>0</b>	<b>924,306</b>	<b>5,037,220</b>

Washington State S. T. I. P.

2024 to 2027

(Project Funds to Nearest Dollar)

MPO/RTPO: Quad-Co RTPO

N Inside

Y Outside

November 17, 2023

County: Grant

Agency: Moses Lake

Func Cls	Project Number	PIN	STIP ID	Imp Type	Total Project Length	Environmental Type	RW Required	Begin Termini	End Termini	Total Est. Cost of Project	STIP Amend. No.
02	0017(057)		WA-14793	01	0.150	CE	Yes	SR 17 MP 51.31	SR 17 MP 51.46	5,125,664	

SR 17/Yonezawa Blvd Intersection Improvements

This project will construct a multi-lane roundabout and begin the extension of Yonezawa Blvd eastward to support economic vitality and development by adding a new approach to this intersection.

**Funding**

Phase	Start Date	Federal	Fund Code	Federal Funds	State Fund Code	State Funds	Local Funds	Total
PE	2024		STBG(US)	61,643		0	9,621	71,264
RW	2024			0		0	467,000	467,000
CN	2025		STBG(US)	115,000		0	3,798,000	3,913,000
<b>Project Totals</b>				<b>176,643</b>		<b>0</b>	<b>4,274,621</b>	<b>4,451,264</b>

**Expenditure Schedule**

Phase	1st	2nd	3rd	4th	5th & 6th
ALL	560,000	4,280,000	0	0	0
<b>Totals</b>	<b>560,000</b>	<b>4,280,000</b>	<b>0</b>	<b>0</b>	<b>0</b>

	Federal Funds	State Funds	Local Funds	Total
<b>Agency Totals for Moses Lake</b>	<b>176,643</b>	<b>0</b>	<b>4,274,621</b>	<b>4,451,264</b>

Washington State S. T. I. P.

2024 to 2027

(Project Funds to Nearest Dollar)

MPO/RTPO: Quad-Co RTPO

N Inside

Y Outside

November 17, 2023

County: Grant

Agency: Warden

Func Cls	Project Number	PIN	STIP ID	Imp Type	Total Project Length	Environmental Type	RW Required	Begin Termini	End Termini	Total Est. Cost of Project	STIP Amend. No.
05	0170(016)		WA-14542	28	0.270	CE	No	South County Road	w/o Jackson Ave.	425,000	

W. 1st Street (SR 170) Pedestrian Improvements

Construct a sidewalk along the roadway

**Funding**

Phase	Start Date	Federal Fund Code	Federal Funds	State Fund Code	State Funds	Local Funds	Total
CN	2025	STBG(R)	320,050	TIB	49,950	0	370,000
<b>Project Totals</b>			<b>320,050</b>		<b>49,950</b>	<b>0</b>	<b>370,000</b>

**Expenditure Schedule**

Phase	1st	2nd	3rd	4th	5th & 6th
CN	370,000	0	0	0	0
<b>Totals</b>	<b>370,000</b>	<b>0</b>	<b>0</b>	<b>0</b>	<b>0</b>

Agency Totals for Warden	Federal Funds	State Funds	Local Funds	Total
	320,050	49,950	0	370,000

Washington State S. T. I. P.

2024 to 2027

(Project Funds to Nearest Dollar)

MPO/RTPO: Quad-Co RTPO

N Inside

Y Outside

November 17, 2023

County:

Agency: WSDOT - EAST

Func Cls	Project Number	PIN	STIP ID	Imp Type	Total Project Length	Environmental Type	RW Required	Begin Termini	End Termini	Total Est. Cost of Project	STIP Amend. No.
00		600026I	600026I22	21	0.000	CE	No	0.00	0.00	437,302	

Eastern Region Major Electrical Rehabilitation - RWIS Rebuild

Remove and replace obsolete RWIS Systems throughout the Region.

Also, in NEW, Palouse RTPOs, and SRTC MPO. Amount shown is for work in Quad-Co RTPO.

**Funding**

Phase	Start Date	Federal	Fund Code	Federal Funds	State Fund Code	State Funds	Local Funds	Total
CN	2025		STBG	387,659	MVA	7,912	0	395,571
<b>Project Totals</b>				<b>387,659</b>		<b>7,912</b>	<b>0</b>	<b>395,571</b>

**Expenditure Schedule**

Phase	1st	2nd	3rd	4th	5th & 6th
CN	0	117,944	277,627	0	0
<b>Totals</b>	<b>0</b>	<b>117,944</b>	<b>277,627</b>	<b>0</b>	<b>0</b>

Washington State S. T. I. P.

2024 to 2027

(Project Funds to Nearest Dollar)

MPO/RTPO: Quad-Co RTPO

N Inside

Y Outside

November 17, 2023

County:

Agency: WSDOT - EAST

Func Cls	Project Number	PIN	STIP ID	Imp Type	Total Project Length	Environmental Type	RW Required	Begin Termini	End Termini	Total Est. Cost of Project	STIP Amend. No.
01		609023D	609023D22	14	0.220	CE	No	237.24	237.46	958,000	

I-90/BNSF RR Crossing - Bridge Repair

Bridge 90/336 N&S, BNSF Overcrossing, special bridge repair to columns, piers and girders to preserve the structural integrity and extend the service life of the structure.

**Funding**

Phase	Start Date	Federal	Fund Code	Federal Funds	State Fund Code	State Funds	Local Funds	Total
PE	2025		NHPP	185,274	MVA	11,826	0	197,100
CN	2026		NHPP	745,682	MVA	15,218	0	760,900
<b>Project Totals</b>				<b>930,956</b>		<b>27,044</b>	<b>0</b>	<b>958,000</b>

**Expenditure Schedule**

Phase	1st	2nd	3rd	4th	5th & 6th
PE	0	143,495	53,605	0	0
CN	0	0	704,574	56,326	0
<b>Totals</b>	<b>0</b>	<b>143,495</b>	<b>758,179</b>	<b>56,326</b>	<b>0</b>

Washington State S. T. I. P.

2024 to 2027

(Project Funds to Nearest Dollar)

MPO/RTPO: Quad-Co RTPO

N Inside

Y Outside

November 17, 2023

County:

Agency: WSDOT - EAST

Func Cls	Project Number	PIN	STIP ID	Imp Type	Total Project Length	Environmental Type	RW Required	Begin Termini	End Termini	Total Est. Cost of Project	STIP Amend. No.
01	0904(133)	609020D	609020D22	47	4.740	CE	No	202.14	206.88	2,371,444	

I-90/Damon Rd S and SR 21 Crossing - Bridge Deck Rehabilitation

Rehabilitate bridge decks with preparation, repair and new wearing surface, work to preserve the structural integrity, asset utility and extend the life of the bridges.

Funding

Phase	Start Date	Federal Fund Code	Federal Funds	State Fund Code	State Funds	Local Funds	Total
CN	2025	NHPP	2,075,585	MVA	42,359	0	2,117,944
<b>Project Totals</b>			<b>2,075,585</b>		<b>42,359</b>	<b>0</b>	<b>2,117,944</b>

Expenditure Schedule

Phase	1st	2nd	3rd	4th	5th & 6th
CN	0	568,223	1,549,721	0	0
<b>Totals</b>	<b>0</b>	<b>568,223</b>	<b>1,549,721</b>	<b>0</b>	<b>0</b>



Washington State S. T. I. P.

2024 to 2027

(Project Funds to Nearest Dollar)

MPO/RTPO: Quad-Co RTPO

N Inside

Y Outside

November 17, 2023

County:

Agency: WSDOT - EAST

Func Cls	Project Number	PIN	STIP ID	Imp Type	Total Project Length	Environmental Type	RW Required	Begin Termini	End Termini	Total Est. Cost of Project	STIP Amend. No.
01		609024G	609024G22	47	0.020	CE	No	242.66	242.68	1,242,850	

I-90/Doerschlag Rd Crossing - Bridge Deck Rehab/Expansion Joint Repair

Bridge Deck rehab & expansion joint repair on 90/403N&S. Remove and replace expansion joints, rehabilitate bridge decks with preparation, repair and new wearing surface, work to preserve structural integrity, asset utility and extend the life of the bridges.

**Funding**

Phase	Start Date	Federal	Fund Code	Federal Funds	State Fund Code	State Funds	Local Funds	Total
PE	2026		NHPP	203,952	MVA	8,498	0	212,450
CN	2027		NHPP	1,009,792	MVA	20,608	0	1,030,400
<b>Project Totals</b>				<b>1,213,744</b>		<b>29,106</b>	<b>0</b>	<b>1,242,850</b>

**Expenditure Schedule**

Phase	1st	2nd	3rd	4th	5th & 6th
PE	0	0	173,790	38,660	0
CN	0	0	0	515,969	514,431
<b>Totals</b>	<b>0</b>	<b>0</b>	<b>173,790</b>	<b>554,629</b>	<b>514,431</b>

Washington State S. T. I. P.

2024 to 2027

(Project Funds to Nearest Dollar)

MPO/RTPO: Quad-Co RTPO

N Inside

Y Outside

November 17, 2023

County:

Agency: WSDOT - EAST

Func Cls	Project Number	PIN	STIP ID	Imp Type	Total Project Length	Environmental Type	RW Required	Begin Termini	End Termini	Total Est. Cost of Project	STIP Amend. No.
01	0904(130)	609019G	609019G22	21	80.600	CE	No	192.00	272.60	915,700	

I-90/Guardrail Basic Safety - Rehabilitation

Remove, replace and rehabilitate existing guardrail, ensure terminals are crashworthy and system meets standards. Also in SRTC MPO. Amount shown is for work in Quad-Co RTPO.

Funding

Phase	Start Date	Federal Fund Code	Federal Funds	State Fund Code	State Funds	Local Funds	Total
CN	2025	NHPP	774,690	MVA	15,810	0	790,500
<b>Project Totals</b>			<b>774,690</b>		<b>15,810</b>	<b>0</b>	<b>790,500</b>

Expenditure Schedule

Phase	1st	2nd	3rd	4th	5th & 6th
CN	0	33,987	704,601	51,912	0
<b>Totals</b>	<b>0</b>	<b>33,987</b>	<b>704,601</b>	<b>51,912</b>	<b>0</b>

Washington State S. T. I. P.

2024 to 2027

(Project Funds to Nearest Dollar)

MPO/RTPO: Quad-Co RTPO

N Inside

Y Outside

November 17, 2023

County:

Agency: WSDOT - EAST

Func Cls	Project Number	PIN	STIP ID	Imp Type	Total Project Length	Environmental Type	RW Required	Begin Termini	End Termini	Total Est. Cost of Project	STIP Amend. No.
01		609021D	609021D22	14	0.020	CE	No	210.02	210.04	773,300	

I-90/N Wahl Rd - North Bridge Deck Repair

Remove bridge deck and replace with modified concrete overlay

**Funding**

Phase	Start Date	Federal Fund Code	Federal Funds	State Fund Code	State Funds	Local Funds	Total
PE	2027	BR	167,328	MVA	6,972	0	174,300
<b>Project Totals</b>			<b>167,328</b>		<b>6,972</b>	<b>0</b>	<b>174,300</b>

**Expenditure Schedule**

Phase	1st	2nd	3rd	4th	5th & 6th
PE	0	0	0	160,946	13,354
CN	0	0	0	0	599,000
<b>Totals</b>	<b>0</b>	<b>0</b>	<b>0</b>	<b>160,946</b>	<b>612,354</b>

Washington State S. T. I. P.

2024 to 2027

(Project Funds to Nearest Dollar)

MPO/RTPO: Quad-Co RTPO

N Inside

Y Outside

November 17, 2023

County:

Agency: WSDOT - EAST

Func Cls	Project Number	PIN	STIP ID	Imp Type	Total Project Length	Environmental Type	RW Required	Begin Termini	End Termini	Total Est. Cost of Project	STIP Amend. No.
01	0904(131)	609019S	609019S22	21	25.180	CE	No	196.42	221.60	6,482,675	

I-90/Rural Interchange Stage 1 - Illumination Replacement

Remove and replace illumination that is at the end of its useful service life.

**Funding**

Phase	Start Date	Federal Fund Code	Federal Funds	State Fund Code	State Funds	Local Funds	Total
CN	2025	STBG	6,001,309	MVA	122,476	0	6,123,785
<b>Project Totals</b>			<b>6,001,309</b>		<b>122,476</b>	<b>0</b>	<b>6,123,785</b>

**Expenditure Schedule**

Phase	1st	2nd	3rd	4th	5th & 6th
CN	0	0	3,998,635	2,125,150	0
<b>Totals</b>	<b>0</b>	<b>0</b>	<b>3,998,635</b>	<b>2,125,150</b>	<b>0</b>

Washington State S. T. I. P.

2024 to 2027

(Project Funds to Nearest Dollar)

MPO/RTPO: Quad-Co RTPO

N Inside

Y Outside

November 17, 2023

County:

Agency: WSDOT - EAST

Func Cls	Project Number	PIN	STIP ID	Imp Type	Total Project Length	Environmental Type	RW Required	Begin Termini	End Termini	Total Est. Cost of Project	STIP Amend. No.
01		609022B	609022B01	14	0.030	DCE	No	221.95	221.98	6,341,934	

I-90/SR 261 EB & WB Bridges - Structure Rehabilitation

Rehabilitate existing structure and bridge decks to extend the service life of the bridges

**Funding**

Phase	Start Date	Federal	Fund Code	Federal Funds		State Funds		Local Funds	Total
				Federal Funds	State Fund Code	State Funds	Local Funds		
PE	2025		NHPP	691,373	MVA	28,807		0	720,180
CN	2027			0	MVA	5,621,754		0	5,621,754
<b>Project Totals</b>				<b>691,373</b>		<b>5,650,561</b>		<b>0</b>	<b>6,341,934</b>

**Expenditure Schedule**

Phase	1st	2nd	3rd	4th	5th & 6th
PE	0	186,794	501,863	31,523	0
CN	0	0	0	2,795,131	2,826,623
<b>Totals</b>	<b>0</b>	<b>186,794</b>	<b>501,863</b>	<b>2,826,654</b>	<b>2,826,623</b>

Washington State S. T. I. P.

2024 to 2027

(Project Funds to Nearest Dollar)

MPO/RTPO: Quad-Co RTPO

N Inside

Y Outside

November 17, 2023

County:

Agency: WSDOT - EAST

Func Cls	Project Number	PIN	STIP ID	Imp Type	Total Project Length	Environmental Type	RW Required	Begin Termini	End Termini	Total Est. Cost of Project	STIP Amend. No.
01		609023A	609023A20	14	18.140	CE	No	220.77	238.91	2,992,800	

I-90/Tokio Vicinity Overcrossings - Expansion Joint Repair

Remove and replace expansion joints, work to preserve structural integrity, asset utility and extend the life of the bridges. Bridges 90/324, 90/327, 90/332, 90/334, 90/336N&S and 90/338.

Funding

Phase	Start Date	Federal	Fund Code	Federal Funds	State Fund Code	State Funds	Local Funds	Total
PE	2027		NHPP	366,912	MVA	15,288	0	382,200
<b>Project Totals</b>				<b>366,912</b>		<b>15,288</b>	<b>0</b>	<b>382,200</b>

Expenditure Schedule

Phase	1st	2nd	3rd	4th	5th & 6th
PE	0	0	0	15,844	366,356
CN	0	0	0	0	2,610,600
<b>Totals</b>	<b>0</b>	<b>0</b>	<b>0</b>	<b>15,844</b>	<b>2,976,956</b>

Washington State S. T. I. P.

2024 to 2027

(Project Funds to Nearest Dollar)

MPO/RTPO: Quad-Co RTPO

N Inside

Y Outside

November 17, 2023

County:

Agency: WSDOT - EAST

Func Cls	Project Number	PIN	STIP ID	Imp Type	Total Project Length	Environmental Type	RW Required	Begin Termini	End Termini	Total Est. Cost of Project	STIP Amend. No.
01		609022C	609022C02	14	0.040	CE	No	220.77	220.81	1,267,775	

I-90/US 395 I/C - Expansion Joint Repair

Remove and replace expansion joints.

Funding

Phase	Start Date	Federal Fund Code	Federal Funds		State Funds		Local Funds	Total
			Fund Code	Federal Funds	State Fund Code	State Funds		
PE	2026	NHPP		207,144	MVA	8,631	0	215,775
<b>Project Totals</b>				<b>207,144</b>		<b>8,631</b>	<b>0</b>	<b>215,775</b>

Expenditure Schedule

Phase	1st	2nd	3rd	4th	5th & 6th
PE	0	0	31,344	176,205	8,226
CN	0	0	0	0	1,052,000
<b>Totals</b>	<b>0</b>	<b>0</b>	<b>31,344</b>	<b>176,205</b>	<b>1,060,226</b>

Washington State S. T. I. P.

2024 to 2027

(Project Funds to Nearest Dollar)

MPO/RTPO: Quad-Co RTPO

N Inside

Y Outside

November 17, 2023

County:

Agency: WSDOT - EAST

Func Cls	Project Number	PIN	STIP ID	Imp Type	Total Project Length	Environmental Type	RW Required	Begin Termini	End Termini	Total Est. Cost of Project	STIP Amend. No.
01		609022A	609022A21	47	0.060	CE	No	0.30	0.36	1,028,960	

I-90/W 1st Ave Bridge - Deck Repair

Grind W 1st Ave bridge deck and replace it with a modified or latex concrete overlay to preserve the structural integrity of the bridge.

**Funding**

Phase	Start Date	Federal	Fund Code	Federal Funds		State Funds		Local Funds	Total
				Fund Code	Federal Funds	State Fund Code	State Funds		
PE	2026		NHPP		188,755	MVA	7,865	0	196,620
CN	2027		NHPP		815,693	MVA	16,647	0	832,340
<b>Project Totals</b>					<b>1,004,448</b>		<b>24,512</b>	<b>0</b>	<b>1,028,960</b>

**Expenditure Schedule**

Phase	1st	2nd	3rd	4th	5th & 6th
PE	0	0	130,342	66,278	0
CN	0	0	0	445,170	387,170
<b>Totals</b>	<b>0</b>	<b>0</b>	<b>130,342</b>	<b>511,448</b>	<b>387,170</b>



Washington State S. T. I. P.

2024 to 2027

(Project Funds to Nearest Dollar)

MPO/RTPO: Quad-Co RTPO

N Inside

Y Outside

November 17, 2023

County:

Agency: WSDOT - EAST

Func Cls	Project Number	PIN	STIP ID	Imp Type	Total Project Length	Environmental Type	RW Required	Begin Termini	End Termini	Total Est. Cost of Project	STIP Amend. No.
04		602502G	602502G22	47	0.180	CE	No	23.35	23.53	5,021,750	

SR 25/Spokane River Crossing - Bridge Painting

The existing steel surfaces of the Spokane River Crossing Bridge located 23.35 miles north of Davenport require cleaning and painting to delay deterioration. Removing and replacing the expansion joint is also needed to preserve the structural integrity and extend the service life of this steel bridge.

Also in NEW RTPO. Amount shown is for work in Quad-Co RTPO.

**Funding**

Phase	Start Date	Federal Fund Code	Federal Funds	State Fund Code	State Funds	Local Funds	Total
CN	2025	STBG	4,637,850	MVA	94,650	0	4,732,500
<b>Project Totals</b>			<b>4,637,850</b>		<b>94,650</b>	<b>0</b>	<b>4,732,500</b>

**Expenditure Schedule**

Phase	1st	2nd	3rd	4th	5th & 6th
CN	0	366,474	2,556,999	1,809,027	0
<b>Totals</b>	<b>0</b>	<b>366,474</b>	<b>2,556,999</b>	<b>1,809,027</b>	<b>0</b>

Washington State S. T. I. P.

2024 to 2027

(Project Funds to Nearest Dollar)

MPO/RTPO: Quad-Co RTPO

N Inside

Y Outside

November 17, 2023

County:

Agency: WSDOT - EAST

Func Cls	Project Number	PIN	STIP ID	Imp Type	Total Project Length	Environmental Type	RW Required	Begin Termini	End Termini	Total Est. Cost of Project	STIP Amend. No.
03	0904(133)	602608E	602608E23	14	0.050	CE	No	84.13	84.18	1,482,432	

SR 26/BNRR Crossing - Bridge Deck Repair

Rehabilitate existing bridge deck and perform additional depth deck repair as needed. Replace deck with a high early modified concrete overlay to preserve the structural integrity of the bridge.

**Funding**

Phase	Start Date	Federal	Fund Code	Federal Funds	State Fund Code	State Funds	Local Funds	Total
CN	2025		NHPP	1,293,269	MVA	26,393	0	1,319,662
<b>Project Totals</b>				<b>1,293,269</b>		<b>26,393</b>	<b>0</b>	<b>1,319,662</b>

**Expenditure Schedule**

Phase	1st	2nd	3rd	4th	5th & 6th
CN	0	0	354,051	965,611	0
<b>Totals</b>	<b>0</b>	<b>0</b>	<b>354,051</b>	<b>965,611</b>	<b>0</b>

Washington State S. T. I. P.

2024 to 2027

(Project Funds to Nearest Dollar)

MPO/RTPO: Quad-Co RTPO

N Inside

Y Outside

November 17, 2023

County:

Agency: WSDOT - EAST

Func Cls	Project Number	PIN	STIP ID	Imp Type	Total Project Length	Environmental Type	RW Required	Begin Termini	End Termini	Total Est. Cost of Project	STIP Amend. No.
03		602609A	602609A22	47	0.050	CE	No	96.85	96.90	633,000	

SR 26/Palouse River Adams Co - Bridge Repair

Bridge 26/156 special bridge repair - jacket approximately 40 columns to preserve the structural integrity and extend the service life of the structure.

Project also in Palouse RTPO. The amount shown is for work in Quad-Co. RTPO.

**Funding**

Phase	Start Date	Federal	Fund Code	Federal Funds		State Funds	Local Funds	Total
				State Fund Code	State Funds			
PE	2027		NHPP	108,570	MVA	6,930	0	115,500
<b>Project Totals</b>				<b>108,570</b>		<b>6,930</b>	<b>0</b>	<b>115,500</b>

**Expenditure Schedule**

Phase	1st	2nd	3rd	4th	5th & 6th
PE	0	0	0	2,660	112,840
CN	0	0	0	0	517,500
<b>Totals</b>	<b>0</b>	<b>0</b>	<b>0</b>	<b>2,660</b>	<b>630,340</b>

Washington State S. T. I. P.

2024 to 2027

(Project Funds to Nearest Dollar)

MPO/RTPO: Quad-Co RTPO

N Inside

Y Outside

November 17, 2023

County:

Agency: WSDOT - EAST

Func Cls	Project Number	PIN	STIP ID	Imp Type	Total Project Length	Environmental Type	RW Required	Begin Termini	End Termini	Total Est. Cost of Project	STIP Amend. No.
03		602606C	602606C22	14	0.050	CE	No	60.93	60.98	454,623	

SR 26/US 395 Crossing - Expansion Joint Repair

Remove and replace expansion joints, work to preserve structural integrity, asset utility and extend the life of bridge 26/121.

**Funding**

Phase	Start Date	Federal Fund Code	Federal Funds		State Fund Code	State Funds	Local Funds	Total
			Federal	Fund Code				
PE	2025	NHPP	86,332		MVA	3,597	0	89,929
CN	2027	NHPP	357,401		MVA	7,293	0	364,694
<b>Project Totals</b>			<b>443,733</b>			<b>10,890</b>	<b>0</b>	<b>454,623</b>

**Expenditure Schedule**

Phase	1st	2nd	3rd	4th	5th & 6th
PE	0	79,929	10,000	0	0
CN	0	0	0	364,694	0
<b>Totals</b>	<b>0</b>	<b>79,929</b>	<b>10,000</b>	<b>364,694</b>	<b>0</b>

Washington State S. T. I. P.

2024 to 2027

(Project Funds to Nearest Dollar)

MPO/RTPO: Quad-Co RTPO

N Inside

Y Outside

November 17, 2023

County:

Agency: WSDOT - EAST

Func Cls	Project Number	PIN	STIP ID	Imp Type	Total Project Length	Environmental Type	RW Required	Begin Termini	End Termini	Total Est. Cost of Project	STIP Amend. No.
05		626106I	626106I22	04	0.520	CE	Yes	61.47	61.99	956,375	

SR 261/Vic Heinman Rd Crosspipes - Remove and Replace Culverts

Reduce road closure risk from failing culvert by replacement of drainage structure. Remove failing cross culvert and replace with a single hydraulically sufficient structure.

Funding

Phase	Start Date	Federal Fund Code	Federal Funds	State Fund Code	State Funds	Local Funds	Total
PE	2026	NHPP	170,064	MVA	7,086	0	177,150
RW	2026	NHPP	35,109	MVA	717	0	35,826
CN	2027	NHPP	728,532	MVA	14,867	0	743,399
<b>Project Totals</b>			<b>933,705</b>		<b>22,670</b>	<b>0</b>	<b>956,375</b>

Expenditure Schedule

Phase	1st	2nd	3rd	4th	5th & 6th
PE	0	0	63,049	114,101	0
RW	0	0	13,891	21,934	0
CN	0	0	0	38,574	704,826
<b>Totals</b>	<b>0</b>	<b>0</b>	<b>76,940</b>	<b>174,609</b>	<b>704,826</b>

	Federal Funds	State Funds	Local Funds	Total
<b>Agency Totals for WSDOT - EAST</b>	<b>21,238,275</b>	<b>6,112,204</b>	<b>0</b>	<b>27,350,479</b>

Washington State S. T. I. P.

2024 to 2027

(Project Funds to Nearest Dollar)

MPO/RTPO: Quad-Co RTPO

N Inside

Y Outside

November 17, 2023

County:

Agency: WSDOT - NC

Func Cls	Project Number	PIN	STIP ID	Imp Type	Total Project Length	Environmental Type	RW Required	Begin Termini	End Termini	Total Est. Cost of Project	STIP Amend. No.
00		200008C	200008CQC	21		CE	Yes	Various	Various	1,736,246	

NCR Guardrail Update 2025

This project will update guardrail and associated elements.

Project is also in Chelan Co. (CDTC MPO) & King Co (PSRC MPO). Amount shown is for work in Kittitas Co (Quad-Co RTPO).

**Funding**

Phase	Start Date	Federal	Fund Code	Federal Funds		State Fund Code	State Funds	Local Funds	Total
RW	2024		STBG	34,128		MVA	697	0	34,825
CN	2024		STBG	1,500,000		MVA	23,971	0	1,523,971
<b>Project Totals</b>				<b>1,534,128</b>			<b>24,668</b>	<b>0</b>	<b>1,558,796</b>

**Expenditure Schedule**

Phase	1st	2nd	3rd	4th	5th & 6th
RW	34,223	602	0	0	0
CN	5,370	1,068,786	449,815	0	0
<b>Totals</b>	<b>39,593</b>	<b>1,069,388</b>	<b>449,815</b>	<b>0</b>	<b>0</b>

Washington State S. T. I. P.

2024 to 2027

(Project Funds to Nearest Dollar)

MPO/RTPO: Quad-Co RTPO

N Inside

Y Outside

November 17, 2023

County:

Agency: WSDOT - NC

Func Cls	Project Number	PIN	STIP ID	Imp Type	Total Project Length	Environmental Type	RW Required	Begin Termini	End Termini	Total Est. Cost of Project	STIP Amend. No.
03	0017(050)	201701Y	201701Y	21	0.270	CE	Yes	029.25	029.52	3,390,741	

SR 17/Cunningham Rd - Intersection Safety Improvement

This project will improve safety at the SR 17/Cunningham intersection.

Funding

Phase	Start Date	Federal Fund Code	Federal Funds	State Fund Code	State Funds	Local Funds	Total
CN	2024	HSIP	2,595,241		0	52,964	2,648,205
<b>Project Totals</b>			<b>2,595,241</b>		<b>0</b>	<b>52,964</b>	<b>2,648,205</b>

Expenditure Schedule

Phase	1st	2nd	3rd	4th	5th & 6th
CN	2,648,205	0	0	0	0
<b>Totals</b>	<b>2,648,205</b>	<b>0</b>	<b>0</b>	<b>0</b>	<b>0</b>

Washington State S. T. I. P.

2024 to 2027

(Project Funds to Nearest Dollar)

MPO/RTPO: Quad-Co RTPO

N Inside

Y Outside

November 17, 2023

County:

Agency: WSDOT - NC

Func Cls	Project Number	PIN	STIP ID	Imp Type	Total Project Length	Environmental Type	RW Required	Begin Termini	End Termini	Total Est. Cost of Project	STIP Amend. No.
04		202601V	202601V	21	0.300	CE	No	040.60	040.90	2,283,511	

SR 26/1st Ave - Roundabout

This project will construct a roundabout at this location.

**Funding**

Phase	Start Date	Federal	Fund Code	Federal Funds		State Funds		Local Funds	Total
				Fund Code	Federal Funds	State Fund Code	State Funds		
RW	2024		HSIP		73,132	MVA	1,492	0	74,624
CN	2025		HSIP		1,841,518	MVA	37,582	0	1,879,100
<b>Project Totals</b>					<b>1,914,650</b>		<b>39,074</b>	<b>0</b>	<b>1,953,724</b>

**Expenditure Schedule**

Phase	1st	2nd	3rd	4th	5th & 6th
RW	73,132	1,492	0	0	0
CN	0	0	37,582	1,841,518	0
<b>Totals</b>	<b>73,132</b>	<b>1,492</b>	<b>37,582</b>	<b>1,841,518</b>	<b>0</b>



Washington State S. T. I. P.

2024 to 2027

(Project Funds to Nearest Dollar)

MPO/RTPO: Quad-Co RTPO

N Inside

Y Outside

November 17, 2023

County:

Agency: WSDOT - NC

Func Cls	Project Number	PIN	STIP ID	Imp Type	Total Project Length	Environmental Type	RW Required	Begin Termini	End Termini	Total Est. Cost of Project	STIP Amend. No.
06		228201E	228201E	21	0.360	CE	No	000.87	001.23	1,311,518	

SR 282/Nat Washington Way - Roundabout

This project will construct a roundabout at this location.

**Funding**

Phase	Start Date	Federal	Fund Code	Federal Funds		State Funds		Local Funds	Total
				Fund Code	Federal Funds	State Fund Code	State Funds		
PE	2024		HSIP		356,748	MVA	66,730	0	423,478
CN	2025		HSIP		870,279	MVA	17,761	0	888,040
<b>Project Totals</b>					<b>1,227,027</b>		<b>84,491</b>	<b>0</b>	<b>1,311,518</b>

**Expenditure Schedule**

Phase	1st	2nd	3rd	4th	5th & 6th
PE	200,000	223,478	0	0	0
CN	0	870,279	17,761	0	0
<b>Totals</b>	<b>200,000</b>	<b>1,093,757</b>	<b>17,761</b>	<b>0</b>	<b>0</b>

Washington State S. T. I. P.

2024 to 2027

(Project Funds to Nearest Dollar)

MPO/RTPO: Quad-Co RTPO

N Inside

Y Outside

November 17, 2023

County:

Agency: WSDOT - NC

Func Cls	Project Number	PIN	STIP ID	Imp Type	Total Project Length	Environmental Type	RW Required	Begin Termini	End Termini	Total Est. Cost of Project	STIP Amend. No.
04		209705I	209705I	06	0.010	CE	Yes	153.67	153.68	409,503	

US 97/Swauk Creek No 3 - Scour Repair

This project will repair scouring on this structure.

**Funding**

Phase	Start Date	Federal	Fund Code	Federal Funds		State Funds		Local Funds	Total
						State Fund Code			
PE	2024		NHPP	70,928		MVA	9,152	0	80,080
RW	2025		NHPP	45,014		MVA	1,876	0	46,890
<b>Project Totals</b>				<b>115,942</b>			<b>11,028</b>	<b>0</b>	<b>126,970</b>

**Expenditure Schedule**

Phase	1st	2nd	3rd	4th	5th & 6th
PE	30,000	20,080	30,000	0	0
RW	0	6,890	20,000	20,000	0
CN	0	0	0	0	282,533
<b>Totals</b>	<b>30,000</b>	<b>26,970</b>	<b>50,000</b>	<b>20,000</b>	<b>282,533</b>

Washington State S. T. I. P.

2024 to 2027

(Project Funds to Nearest Dollar)

MPO/RTPO: Quad-Co RTPO

N Inside

Y Outside

November 17, 2023

County:

Agency: WSDOT - NC

Func Cls	Project Number	PIN	STIP ID	Imp Type	Total Project Length	Environmental Type	RW Required	Begin Termini	End Termini	Total Est. Cost of Project	STIP Amend. No.
06		209705S	209705S	06	0.010	CE	Yes	154.20	154.21	534,682	

US 97/Swauk Creek No 4 - Scour Repair

This project will repair scour damage.

Funding

Phase	Start Date	Federal	Fund Code	Federal Funds		State Funds		Local Funds	Total
						State Fund Code			
PE	2024		NHPP	85,323		MVA	15,057	0	100,380
RW	2025		NHPP	45,705		MVA	1,904	0	47,609
<b>Project Totals</b>				<b>131,028</b>			<b>16,961</b>	<b>0</b>	<b>147,989</b>

Expenditure Schedule

Phase	1st	2nd	3rd	4th	5th & 6th
PE	50,000	50,380	0	0	0
RW	0	20,000	27,609	0	0
<b>Totals</b>	<b>50,000</b>	<b>70,380</b>	<b>27,609</b>	<b>0</b>	<b>0</b>

Washington State S. T. I. P.

2024 to 2027

(Project Funds to Nearest Dollar)

MPO/RTPO: Quad-Co RTPO

N Inside

Y Outside

November 17, 2023

County:

Agency: WSDOT - NC

Func Cls	Project Number	PIN	STIP ID	Imp Type	Total Project Length	Environmental Type	RW Required	Begin Termini	End Termini	Total Est. Cost of Project	STIP Amend. No.
06		209705T	209705T	06	0.010	CE	Yes	156.28	156.29	533,964	

US 97/Swauk Creek No 6 - Scour Repair

This project will repair scour damage.

Funding

Phase	Start Date	Federal	Fund Code	Federal Funds		State Fund Code	State Funds	Local Funds	Total
PE	2024		NHPP	85,323		MVA	15,057	0	100,380
RW	2025		NHPP	45,014		MVA	1,876	0	46,890
<b>Project Totals</b>				<b>130,337</b>			<b>16,933</b>	<b>0</b>	<b>147,270</b>

Expenditure Schedule

Phase	1st	2nd	3rd	4th	5th & 6th
PE	50,000	50,380	0	0	0
RW	0	20,000	26,890	0	0
<b>Totals</b>	<b>50,000</b>	<b>70,380</b>	<b>26,890</b>	<b>0</b>	<b>0</b>

	Federal Funds	State Funds	Local Funds	Total
<b>Agency Totals for WSDOT - NC</b>	<b>7,648,353</b>	<b>193,155</b>	<b>52,964</b>	<b>7,894,472</b>

Washington State S. T. I. P.

2024 to 2027

(Project Funds to Nearest Dollar)

MPO/RTPO: Quad-Co RTPO

N Inside

Y Outside

November 17, 2023

County:

Agency: WSDOT - SC

Func Cls	Project Number	PIN	STIP ID	Imp Type	Total Project Length	Environmental Type	RW Required	Begin Termini	End Termini	Total Est. Cost of Project	STIP Amend. No.
00		BPQUADC	BPQUADCO	06		CE	No	Varies	Varies	237,447,632	

Asphalt/Chip Seal Preservation Quad-County RTPO

Resurface the roadway with chip seal or hot mix asphalt to preserve the structural integrity of the roadway and extend the service life of the pavement. For a list of included projects, go to [www.wsdot.wa.gov/projects/search](http://www.wsdot.wa.gov/projects/search).

Funding

Phase	Start Date	Federal	Fund Code	Federal Funds		State Fund Code	State Funds	Local Funds	Total
PE	2024		NHPP	2,760,277		MVA	468,250	0	3,228,527
PE	2025			0		MVA	449,113	0	449,113
PE	2026			0		MVA	415,542	0	415,542
PE	2027			0		MVA	248,770	0	248,770
CN	2024		NHPP	2,479,612		MVA	7,370,433	0	9,850,045
CN	2025		NHPP	23,059,716		MVA	617,870	0	23,677,586
CN	2026		NHPP	31,458,619		MVA	1,496,208	0	32,954,827
CN	2027		NHPP	31,628,417		MVA	1,920,973	0	33,549,390
<b>Project Totals</b>				<b>91,386,641</b>			<b>12,987,159</b>	<b>0</b>	<b>104,373,800</b>

Expenditure Schedule

Phase	1st	2nd	3rd	4th	5th & 6th
ALL	13,078,572	24,126,699	33,370,368	33,798,160	32,501,271
<b>Totals</b>	<b>13,078,572</b>	<b>24,126,699</b>	<b>33,370,368</b>	<b>33,798,160</b>	<b>32,501,271</b>

Washington State S. T. I. P.

2024 to 2027

(Project Funds to Nearest Dollar)

MPO/RTPO: Quad-Co RTPO

N Inside

Y Outside

November 17, 2023

County:

Agency: WSDOT - SC

Func Cls	Project Number	PIN	STIP ID	Imp Type	Total Project Length	Environmental Type	RW Required	Begin Termini	End Termini	Total Est. Cost of Project	STIP Amend. No.
01		509094A	509094A19	01	2.780	EIS	Yes	61.70	64.36	238,295,500	

I-90/Price Cr Vic to Cabin Cr I/C Phase 4 - Add Lanes/Wildlife Bridges

Construct six lanes and wildlife bridges on new alignment. The original concrete pavement on this section of I-90 east of Snoqualmie Pass is severely deteriorated and needs to be replaced. Existing low clearance bridges over the highway create hazards for oversized loads. Drivers also experience stop-and-go traffic conditions due to increasing traffic volumes and collisions, including collisions with wildlife. This project will reconstruct I-90 on a new alignment and add a third lane in each direction to add capacity, improve sight distance, provide a smoother ride, replace rapidly deteriorating pavement, and increase vertical clearance for oversized loads. The project will also construct new wildlife crossings to improve habitat connectivity and reduce collisions with wildlife. RW phase will be done under PIN 509017A.

**Funding**

Phase	Start Date	Federal Fund Code	Federal Funds	State Fund Code	State Funds	Local Funds	Total
CN	2027		0	CWA	214,495,500	0	214,495,500
<b>Project Totals</b>			<b>0</b>		<b>214,495,500</b>	<b>0</b>	<b>214,495,500</b>

**Expenditure Schedule**

Phase	1st	2nd	3rd	4th	5th & 6th
ALL	0	0	0	0	214,495,500
<b>Totals</b>	<b>0</b>	<b>0</b>	<b>0</b>	<b>0</b>	<b>214,495,500</b>

Washington State S. T. I. P.

2024 to 2027

(Project Funds to Nearest Dollar)

MPO/RTPO: Quad-Co RTPO

N Inside

Y Outside

November 17, 2023

County:

Agency: WSDOT - SC

Func Cls	Project Number	PIN	STIP ID	Imp Type	Total Project Length	Environmental Type	RW Required	Begin Termini	End Termini	Total Est. Cost of Project	STIP Amend. No.
01	0902(454)	509016R	509016R19	14	0.100	CE	Yes	83.53	83.63	20,799,538	

I-90/S Cle Elum Rd Bridges - Deck Rehabilitation

Scarify and overlay bridge decks on Bridges 90/136S and 90/136N. The bridge decks on the eastbound and westbound S Cle Elum Rd bridges on I-90 are showing signs of deterioration due to normal wear. This project will repair and resurface the existing bridge decks to maintain structural integrity, continue safe operation of the highway, and extend the life of the bridge.

Funding

Phase	Start Date	Federal Fund Code	Federal Funds		State Fund Code	State Funds	Local Funds	Total
			Federal Funds	State Funds				
CN	2024	NHFP	121,030		MVA	2,470	0	123,500
<b>Project Totals</b>			<b>121,030</b>			<b>2,470</b>	<b>0</b>	<b>123,500</b>

Expenditure Schedule

Phase	1st	2nd	3rd	4th	5th & 6th
ALL	25,628	25,949	25,628	25,949	20,346
<b>Totals</b>	<b>25,628</b>	<b>25,949</b>	<b>25,628</b>	<b>25,949</b>	<b>20,346</b>

Washington State S. T. I. P.

2024 to 2027

(Project Funds to Nearest Dollar)

MPO/RTPO: Quad-Co RTPO

N Inside

Y Outside

November 17, 2023

County:

Agency: WSDOT - SC

Func Cls	Project Number	PIN	STIP ID	Imp Type	Total Project Length	Environmental Type	RW Required	Begin Termini	End Termini	Total Est. Cost of Project	STIP Amend. No.
01		509018K	509018K19	21	38.710	CE	No	33.29	72.00	2,577,766	

I-90/Snoqualmie Pass Corridor - Rehab Weathering Steel Guardrail 23-25

Replace Guardrail. The weathering steel beam guardrail on the I-90 Snoqualmie Pass corridor is experiencing unexpected corrosion. Replace the existing guardrail with a corrosion resistant alternative. This project is split between King and Kittitas counties. This STIP record is for the portion within Kittitas County.

Funding

Phase	Start Date	Federal Fund Code	Federal Funds		State Fund Code	State Funds	Local Funds	Total
			Federal Funds	State Funds				
PE	2024	HSIP	218,791		MVA	19,025	0	237,816
<b>Project Totals</b>			<b>218,791</b>			<b>19,025</b>	<b>0</b>	<b>237,816</b>

Expenditure Schedule

Phase	1st	2nd	3rd	4th	5th & 6th
PE	234,316	3,500	0	0	0
<b>Totals</b>	<b>234,316</b>	<b>3,500</b>	<b>0</b>	<b>0</b>	<b>0</b>



Washington State S. T. I. P.

2024 to 2027

(Project Funds to Nearest Dollar)

MPO/RTPO: Quad-Co RTPO

N Inside

Y Outside

November 17, 2023

County:

Agency: WSDOT - SC

Func Cls	Project Number	PIN	STIP ID	Imp Type	Total Project Length	Environmental Type	RW Required	Begin Termini	End Termini	Total Est. Cost of Project	STIP Amend. No.
01	0902(461)	509019D	509019D19	14	0.050	CE	No	108.30	108.35	6,634,460	

I-90/Umptanum Rd Bridge WB - Deck Rehabilitation

Scarify and overlay bridge deck on Bridge 90/161N. The existing bridge deck on the westbound I-90 Umptanum Rd Bridge in Ellensburg is showing signs of deterioration due to normal wear and age. Repair and resurface the bridge to maintain structural integrity, continue safe operation of the highway and extend the life of the bridge.

Funding

Phase	Start Date	Federal Fund Code	Federal Funds		State Fund Code	State Funds	Local Funds	Total
			Federal Funds	State Funds				
PE	2024	HIP	290,614		MVA	27,706	0	318,320
<b>Project Totals</b>			<b>290,614</b>			<b>27,706</b>	<b>0</b>	<b>318,320</b>

Expenditure Schedule

Phase	1st	2nd	3rd	4th	5th & 6th
PE	318,320	0	0	0	0
<b>Totals</b>	<b>318,320</b>	<b>0</b>	<b>0</b>	<b>0</b>	<b>0</b>

Washington State S. T. I. P.

2024 to 2027

(Project Funds to Nearest Dollar)

MPO/RTPO: Quad-Co RTPO

N Inside

Y Outside

November 17, 2023

County:

Agency: WSDOT - SC

Func Cls	Project Number	PIN	STIP ID	Imp Type	Total Project Length	Environmental Type	RW Required	Begin Termini	End Termini	Total Est. Cost of Project	STIP Amend. No.
01	0903(083)	509016V	509016V19	14	0.030	CE	No	100.54	100.57	981,538	

I-90/West Side Canal Bridge EB - Deck Rehabilitation

Scarify and overlay bridge deck on Bridge 90/152S. The bridge deck on the eastbound West Side Canal Bridge on I-90 is showing signs of deterioration due to normal wear. This project will repair and resurface the existing bridge deck to maintain structural integrity, continue safe operation of the highway, and extend the life of the bridge.

**Funding**

Phase	Start Date	Federal Fund Code	Federal Funds		State Fund Code	State Funds	Local Funds	Total
			Federal Funds	State Funds				
CN	2024	NHPP	692,850		MVA	14,140	0	706,990
<b>Project Totals</b>			<b>692,850</b>			<b>14,140</b>	<b>0</b>	<b>706,990</b>

**Expenditure Schedule**

Phase	1st	2nd	3rd	4th	5th & 6th
ALL	706,990	0	0	0	0
<b>Totals</b>	<b>706,990</b>	<b>0</b>	<b>0</b>	<b>0</b>	<b>0</b>

Washington State S. T. I. P.

2024 to 2027

(Project Funds to Nearest Dollar)

MPO/RTPO: Quad-Co RTPO

N Inside

Y Outside

November 17, 2023

County:

Agency: WSDOT - SC

Func Cls	Project Number	PIN	STIP ID	Imp Type	Total Project Length	Environmental Type	RW Required	Begin Termini	End Termini	Total Est. Cost of Project	STIP Amend. No.
01	0903(083)	509011A	509011A19	14	0.020	CE	No	109.13	109.15	1,508,727	

I-90/Wilson Creek Bridge WB - Deck Rehabilitation

Scarify and overlay bridge deck on Bridge 090/162N. The bridge deck on the Wilson Creek Bridge near Ellensburg on westbound I-90 is showing signs of deterioration due to normal wear. This project will repair and resurface the existing bridge deck to maintain the structural integrity, continue safe operation of the highway, and extend the life of the bridge.

Funding

Phase	Start Date	Federal Fund Code	Federal Funds		State Fund Code	State Funds	Local Funds	Total
			Federal Funds	State Funds				
CN	2024	NHPP	1,034,586		MVA	21,114	0	1,055,700
<b>Project Totals</b>			<b>1,034,586</b>			<b>21,114</b>	<b>0</b>	<b>1,055,700</b>

Expenditure Schedule

Phase	1st	2nd	3rd	4th	5th & 6th
ALL	1,055,700	0	0	0	0
<b>Totals</b>	<b>1,055,700</b>	<b>0</b>	<b>0</b>	<b>0</b>	<b>0</b>

Washington State S. T. I. P.

2024 to 2027

(Project Funds to Nearest Dollar)

MPO/RTPO: Quad-Co RTPO

N Inside

Y Outside

November 17, 2023

County:

Agency: WSDOT - SC

Func Cls	Project Number	PIN	STIP ID	Imp Type	Total Project Length	Environmental Type	RW Required	Begin Termini	End Termini	Total Est. Cost of Project	STIP Amend. No.
01		509018A	509018A19	14	0.070	CE	No	71.25	71.32	7,549,200	

I-90/Yakima River Bridge W of Easton EB - Deck Rehabilitation

Scarify and overlay bridge deck - Bridge 90/120S. The bridge deck on the eastbound I-90 Yakima River Bridge west of Easton is showing signs of deterioration due to normal wear and age. Repair and resurface the existing deck bridge to maintain structural integrity, continue safe operation of the highway and extend the life of the bridge.

Funding

Phase	Start Date	Federal Fund Code	Federal Funds		State Fund Code	State Funds	Local Funds	Total
			Federal Funds	State Funds				
PE	2024	NHPP	758,080		MVA	65,920	0	824,000
<b>Project Totals</b>			<b>758,080</b>			<b>65,920</b>	<b>0</b>	<b>824,000</b>

Expenditure Schedule

Phase	1st	2nd	3rd	4th	5th & 6th
PE	727,323	96,677	0	0	0
<b>Totals</b>	<b>727,323</b>	<b>96,677</b>	<b>0</b>	<b>0</b>	<b>0</b>

Washington State S. T. I. P.

2024 to 2027

(Project Funds to Nearest Dollar)

MPO/RTPO: Quad-Co RTPO

N Inside

Y Outside

November 17, 2023

County:

Agency: WSDOT - SC

Func Cls	Project Number	PIN	STIP ID	Imp Type	Total Project Length	Environmental Type	RW Required	Begin Termini	End Termini	Total Est. Cost of Project	STIP Amend. No.
05		501001P	501001P-19	11	0.340	CE	No	89.18	89.52	7,015,990	

SR 10/Teaway River Bridge - Replace Bridge

Replace Bridge #010/142. The bridge deck and bridge piers of the Teaway River Bridge on SR 10 east of Cle Elum are showing signs of deterioration due to normal wear and age. Construct a new bridge preserving the structural and functional integrity of this section of highway.

Funding

Phase	Start Date	Federal Fund Code	Federal Funds	State Fund Code	State Funds	Local Funds	Total
PE	2024	STBG	665,638	MVA	57,882	0	723,520
<b>Project Totals</b>			<b>665,638</b>		<b>57,882</b>	<b>0</b>	<b>723,520</b>

Expenditure Schedule

Phase	1st	2nd	3rd	4th	5th & 6th
PE	60	79,057	492,329	151,775	0
<b>Totals</b>	<b>60</b>	<b>79,057</b>	<b>492,329</b>	<b>151,775</b>	<b>0</b>

Washington State S. T. I. P.

2024 to 2027

(Project Funds to Nearest Dollar)

MPO/RTPO: Quad-Co RTPO

N Inside

Y Outside

November 17, 2023

County:

Agency: WSDOT - SC

Func Cls	Project Number	PIN	STIP ID	Imp Type	Total Project Length	Environmental Type	RW Required	Begin Termini	End Termini	Total Est. Cost of Project	STIP Amend. No.
05		582102I	582102I19	44	0.100	CE	No	6.79	6.89	1,236,580	

SR 821/0.4 Miles S of Roza Recreation Site - Rockfall Prevention

Install slope protection netting; Slope 2942. Fractured rock slopes adjacent to SR 821 in this vicinity have a history of rockfall that has reached the highway. Install slope protection netting to reduce the risk of falling rocks reaching the highway.

Funding

Phase	Start Date	Federal Fund Code	Federal Funds	State Fund Code	State Funds	Local Funds	Total
PE	2024	STBG	123,188	MVA	10,712	0	133,900
<b>Project Totals</b>			<b>123,188</b>		<b>10,712</b>	<b>0</b>	<b>133,900</b>

Expenditure Schedule

Phase	1st	2nd	3rd	4th	5th & 6th
PE	111,152	22,748	0	0	0
<b>Totals</b>	<b>111,152</b>	<b>22,748</b>	<b>0</b>	<b>0</b>	<b>0</b>

	Federal Funds	State Funds	Local Funds	Total
<b>Agency Totals for WSDOT - SC</b>	<b>95,291,418</b>	<b>227,701,628</b>	<b>0</b>	<b>322,993,046</b>

Washington State S. T. I. P.

2024 to 2027

(Project Funds to Nearest Dollar)

MPO/RTPO: RTC

Y Inside

N Outside

November 17, 2023

County: Clark

Agency: Battle Ground

Func Cls	Project Number	PIN	STIP ID	Imp Type	Total Project Length	Environmental Type	RW Required	Begin Termini	End Termini	Total Est. Cost of Project	STIP Amend. No.
00	000S(575)		BG19-01	38	0.000	CE	No	Varies	Varies	160,831	

Captain Strong & Chief Umtuch School Zone Upgrades

Conduct a pedestrian, vehicle and school bus analysis of the Captain Strong & Chief Umtuch schools. Install traffic control and traffic calming devices based on analysis results.

**Funding**

Phase	Start Date	Federal	Fund Code	Federal Funds	State Fund Code	State Funds	Local Funds	Total
CN	2024		HSIP	132,531		0	0	132,531
<b>Project Totals</b>				<b>132,531</b>		<b>0</b>	<b>0</b>	<b>132,531</b>

**Expenditure Schedule**

Phase	1st	2nd	3rd	4th	5th & 6th
CN	132,531	0	0	0	0
<b>Totals</b>	<b>132,531</b>	<b>0</b>	<b>0</b>	<b>0</b>	<b>0</b>

Washington State S. T. I. P.

2024 to 2027

(Project Funds to Nearest Dollar)

MPO/RTPO: RTC

Y Inside

N Outside

November 17, 2023

County: Clark

Agency: Battle Ground

Func Cls	Project Number	PIN	STIP ID	Imp Type	Total Project Length	Environmental Type	RW Required	Begin Termini	End Termini	Total Est. Cost of Project	STIP Amend. No.
07	CNWA (016)		BG11-08e	03	0.050	CE	Yes	NW 2nd Street	NW 1st Street	530,000	

NW 12th Avenue/NW 1st Street Right Turn Lane

Add a southbound right turn lane at the intersection of NW 12th Avenue and NW 1st Street.

**Funding**

Phase	Start Date	Federal	Fund Code	Federal Funds	State Fund Code	State Funds	Local Funds	Total
CN	2024			0	CWA	420,000	30,000	450,000
<b>Project Totals</b>				<b>0</b>		<b>420,000</b>	<b>30,000</b>	<b>450,000</b>

**Expenditure Schedule**

Phase	1st	2nd	3rd	4th	5th & 6th
CN	420,000	0	0	0	0
<b>Totals</b>	<b>420,000</b>	<b>0</b>	<b>0</b>	<b>0</b>	<b>0</b>



Washington State S. T. I. P.

2024 to 2027

(Project Funds to Nearest Dollar)

MPO/RTPO: RTC

Y Inside

N Outside

November 17, 2023

County: Clark

Agency: Battle Ground

Func Cls	Project Number	PIN	STIP ID	Imp Type	Total Project Length	Environmental Type	RW Required	Begin Termini	End Termini	Total Est. Cost of Project	STIP Amend. No.
03	CNWA (018)		BG11-08f	03	0.130	CE	Yes	NW 2nd Street	W Main Street	850,000	

NW 15th Avenue/W Main Street Intersection Improvements

Widen road to four lanes with dual left turn lanes, storm drainage, sidewalks, street lighting, and landscaping.

**Funding**

Phase	Start Date	Federal	Fund Code	Federal Funds	State Fund Code	State Funds	Local Funds	Total
RW	2024			0	CWA	200,000	0	200,000
CN	2025			0	CWA	565,000	0	565,000
<b>Project Totals</b>				<b>0</b>		<b>765,000</b>	<b>0</b>	<b>765,000</b>

**Expenditure Schedule**

Phase	1st	2nd	3rd	4th	5th & 6th
RW	200,000	0	0	0	0
CN	0	565,000	0	0	0
<b>Totals</b>	<b>200,000</b>	<b>565,000</b>	<b>0</b>	<b>0</b>	<b>0</b>

Washington State S. T. I. P.

2024 to 2027

(Project Funds to Nearest Dollar)

MPO/RTPO: RTC

Y Inside

N Outside

November 17, 2023

County: Clark

Agency: Battle Ground

Func Cls	Project Number	PIN	STIP ID	Imp Type	Total Project Length	Environmental Type	RW Required	Begin Termini	End Termini	Total Est. Cost of Project	STIP Amend. No.
05	4457(001)		BG22-01	04	0.000	DCE	Yes	NW 9th Street	NW 9th Street	508,000	

NW 20th Avenue & NW 9th Street Intersection

Install compact roundabout, rectangular rapid flashing beacons, street lighting, signing, pavement markings, and curb ramps

**Funding**

Phase	Start Date	Federal	Fund Code	Federal Funds		State Funds	Local Funds	Total
				Federal	State Fund Code			
RW	2024		HSIP	16,000		0	0	16,000
CN	2025		HSIP	416,000		0	0	416,000
<b>Project Totals</b>				<b>432,000</b>		<b>0</b>	<b>0</b>	<b>432,000</b>

**Expenditure Schedule**

Phase	1st	2nd	3rd	4th	5th & 6th
RW	0	16,000	0	0	0
CN	0	416,000	0	0	0
<b>Totals</b>	<b>0</b>	<b>432,000</b>	<b>0</b>	<b>0</b>	<b>0</b>

Washington State S. T. I. P.

2024 to 2027

(Project Funds to Nearest Dollar)

MPO/RTPO: RTC

Y Inside

N Outside

November 17, 2023

County: Clark

Agency: Battle Ground

Func Cls	Project Number	PIN	STIP ID	Imp Type	Total Project Length	Environmental Type	RW Required	Begin Termini	End Termini	Total Est. Cost of Project	STIP Amend. No.
00	CNWA (020)		BG11-08d	01	0.500	CE	Yes	SR 503	N Parkway Avenue	3,000,000	

NW 5th Street

Construct new urban neighborhood collector, storm drainage, sidewalks, landscaping, signing, and bike lanes.

**Funding**

Phase	Start Date	Federal	Fund Code	Federal Funds	State Fund Code	State Funds	Local Funds	Total
RW	2024			0	CWA	300,000	0	300,000
CN	2026			0	CWA	1,998,415	501,585	2,500,000
<b>Project Totals</b>				<b>0</b>		<b>2,298,415</b>	<b>501,585</b>	<b>2,800,000</b>

**Expenditure Schedule**

Phase	1st	2nd	3rd	4th	5th & 6th
RW	300,000	0	0	0	0
CN	0	0	2,500,000	0	0
<b>Totals</b>	<b>300,000</b>	<b>0</b>	<b>2,500,000</b>	<b>0</b>	<b>0</b>

Washington State S. T. I. P.

2024 to 2027

(Project Funds to Nearest Dollar)

MPO/RTPO: RTC

Y Inside

N Outside

November 17, 2023

County: Clark

Agency: Battle Ground

Func Cls	Project Number	PIN	STIP ID	Imp Type	Total Project Length	Environmental Type	RW Required	Begin Termini	End Termini	Total Est. Cost of Project	STIP Amend. No.
04		WA331	BG11-07	03	0.400	CE	Yes	E Main Street	SE Rasmussen Boulevard	7,627,888	

SE Grace Avenue Phase 2 Improvements

Realign and widen to three lane facility, add sidewalks, storm drainage, striping, lighting, landscaping, and bike facilities. Make some sewer and water improvements. Add traffic signal at realigned Main and Grace intersection.

**Funding**

Phase	Start Date	Federal Fund Code	Federal Funds	State Fund Code	State Funds	Local Funds	Total
RW	2024	DEMO	400,000	TIB	500,000	0	900,000
CN	2026	DEMO	1,600,000	TIB	2,500,000	0	4,100,000
CN	2027	STBG(UL)	2,300,000		0	0	2,300,000
<b>Project Totals</b>			<b>4,300,000</b>		<b>3,000,000</b>	<b>0</b>	<b>7,300,000</b>

**Expenditure Schedule**

Phase	1st	2nd	3rd	4th	5th & 6th
RW	900,000	0	0	0	0
CN	0	0	4,100,000	2,300,000	0
<b>Totals</b>	<b>900,000</b>	<b>0</b>	<b>4,100,000</b>	<b>2,300,000</b>	<b>0</b>

Washington State S. T. I. P.

2024 to 2027

(Project Funds to Nearest Dollar)

MPO/RTPO: RTC

Y Inside

N Outside

November 17, 2023

County: Clark

Agency: Battle Ground

Func Cls	Project Number	PIN	STIP ID	Imp Type	Total Project Length	Environmental Type	RW Required	Begin Termini	End Termini	Total Est. Cost of Project	STIP Amend. No.
04	4460(001)		BG18-01	03	0.660	CE	Yes	east of SR 503	west of SW 20th Avenue	7,299,167	

SW Eaton Boulevard Improvements

SW Eaton Boulevard will be reconstructed to a 3 lane section including bike lanes and sidewalks between SW 20th Avenue and SR 503. Add signal at SW 20th Avenue, and reconstruct the signal at SR-503.

**Funding**

Phase	Start Date	Federal	Fund Code	Federal Funds	State Fund Code	State Funds	Local Funds	Total
CN	2026		STBG(UL)	1,929,000		0	3,154,735	5,083,735
<b>Project Totals</b>				<b>1,929,000</b>		<b>0</b>	<b>3,154,735</b>	<b>5,083,735</b>

**Expenditure Schedule**

Phase	1st	2nd	3rd	4th	5th & 6th
CN	0	0	5,083,735	0	0
<b>Totals</b>	<b>0</b>	<b>0</b>	<b>5,083,735</b>	<b>0</b>	<b>0</b>

	Federal Funds	State Funds	Local Funds	Total
<b>Agency Totals for Battle Ground</b>	<b>6,793,531</b>	<b>6,483,415</b>	<b>3,686,320</b>	<b>16,963,266</b>

Washington State S. T. I. P.

2024 to 2027

(Project Funds to Nearest Dollar)

MPO/RTPO: RTC

Y Inside

N Outside

November 17, 2023

County: Clark

Agency: C-TRAN

Func Cls	Project Number	PIN	STIP ID	Imp Type	Total Project Length	Environmental Type	RW Required	Begin Termini	End Termini	Total Est. Cost of Project	STIP Amend. No.
03			CTRAN004	23	9.500	DCE	Yes	Vancouver Mall Transit Center	Mill Plain Transit Center	42,000,000	

4th Plain Bus Rapid Transit Extension

This project constructs transit improvements needed to extend Bus Rapid Transit (BRT) service along the 4th Plain corridor. Improvements primarily include, but are no limited to, the construction of BRT bus stations.

**Funding**

Phase	Start Date	Federal Fund Code	Federal Funds		State Fund Code	State Funds	Local Funds	Total
			Federal	Funds				
PE	2024			0		0	2,000,000	2,000,000
RW	2024			0		0	1,000,000	1,000,000
CN	2024			0		0	4,000,000	4,000,000
CN	2025			0		0	27,000,000	27,000,000
CN	2026	CRP(UL)		630,000		0	4,220,000	4,850,000
CN	2027	CRP(UL)		120,000		0	30,000	150,000
<b>Project Totals</b>				<b>750,000</b>		<b>0</b>	<b>38,250,000</b>	<b>39,000,000</b>

**Expenditure Schedule**

Phase	1st	2nd	3rd	4th	5th & 6th
PE	2,000,000	0	0	0	0
RW	1,000,000	0	0	0	0
CN	4,000,000	27,000,000	4,850,000	150,000	0
<b>Totals</b>	<b>7,000,000</b>	<b>27,000,000</b>	<b>4,850,000</b>	<b>150,000</b>	<b>0</b>

Washington State S. T. I. P.

2024 to 2027

(Project Funds to Nearest Dollar)

MPO/RTPO: RTC

Y Inside

N Outside

November 17, 2023

County: Clark

Agency: C-TRAN

Func Cls	Project Number	PIN	STIP ID	Imp Type	Total Project Length	Environmental Type	RW Required	Begin Termini	End Termini	Total Est. Cost of Project	STIP Amend. No.
00			WA-02801	23	0.000	CE	No	District Wide	District Wide	4,136,314	

ADA Expansion

Provide for the enhanced mobility of seniors and individuals with disabilities through travel training, transportation services, vehicles, mobility management, and other transit improvements.

**Funding**

Phase	Start Date	Federal	Fund Code	Federal Funds	State Fund Code	State Funds	Local Funds	Total
ALL	2024		5310	1,659,051		0	414,763	2,073,814
ALL	2025		5310	550,000		0	137,500	687,500
ALL	2026		5310	550,000		0	137,500	687,500
ALL	2027		5310	550,000		0	137,500	687,500
<b>Project Totals</b>				<b>3,309,051</b>		<b>0</b>	<b>827,263</b>	<b>4,136,314</b>

**Expenditure Schedule**

Phase	1st	2nd	3rd	4th	5th & 6th
ALL	2,073,814	687,500	687,500	687,500	1,375,000
<b>Totals</b>	<b>2,073,814</b>	<b>687,500</b>	<b>687,500</b>	<b>687,500</b>	<b>1,375,000</b>

Washington State S. T. I. P.

2024 to 2027

(Project Funds to Nearest Dollar)

MPO/RTPO: RTC

Y Inside

N Outside

November 17, 2023

County: Clark

Agency: C-TRAN

Func Cls	Project Number	PIN	STIP ID	Imp Type	Total Project Length	Environmental Type	RW Required	Begin Termini	End Termini	Total Est. Cost of Project	STIP Amend. No.
00			WA-06224	23	0.000	CE	No	District Wide	District Wide	5,936,449	

Bus Replacement

Purchase transit buses. Some of these vehicles will be hybrid and/or all electric. Actual number, size, and type of vehicle to be determined later.

Funding

Phase	Start Date	Federal	Fund Code	Federal Funds		State Funds	Local Funds	Total
				Fund Code	Federal Funds			
ALL	2024		5339		1,882,095	0	470,524	2,352,619
ALL	2024		5337		497,064	0	124,266	621,330
ALL	2025		5337		165,000	0	41,250	206,250
ALL	2025		5339		625,000	0	156,250	781,250
ALL	2026		5339		625,000	0	156,250	781,250
ALL	2026		5337		165,000	0	41,250	206,250
ALL	2027		5339		625,000	0	156,250	781,250
ALL	2027		5337		165,000	0	41,250	206,250
<b>Project Totals</b>					<b>4,749,159</b>	<b>0</b>	<b>1,187,290</b>	<b>5,936,449</b>

Expenditure Schedule

Phase	1st	2nd	3rd	4th	5th & 6th
ALL	2,973,949	987,500	987,500	987,500	0
<b>Totals</b>	<b>2,973,949</b>	<b>987,500</b>	<b>987,500</b>	<b>987,500</b>	<b>0</b>



Washington State S. T. I. P.

2024 to 2027

(Project Funds to Nearest Dollar)

MPO/RTPO: RTC

Y Inside

N Outside

November 17, 2023

County: Clark

Agency: C-TRAN

Func Cls	Project Number	PIN	STIP ID	Imp Type	Total Project Length	Environmental Type	RW Required	Begin Termini	End Termini	Total Est. Cost of Project	STIP Amend. No.
03			CTRAN003	23	9.000	DCE	Yes	Vancouver Waterfront	Salmon Creek	52,000,000	

Highway 99 Bus Rapid Transit

This project constructs transit improvements needed to provide Bus Rapid Transit (BRT) service along Highway 99. Improvements primarily include, but are not limited to, the construction of BRT bus stations.

**Funding**

Phase	Start Date	Federal	Fund Code	Federal Funds	State Fund Code	State Funds	Local Funds	Total
PE	2024			0		0	2,000,000	2,000,000
RW	2024			0		0	1,000,000	1,000,000
CN	2024			0	WSDOT	6,000,000	1,000,000	7,000,000
CN	2025		CMAQ	1,300,000	WSDOT	6,000,000	24,700,000	32,000,000
CN	2025		CRP(UL)	1,500,000		0	375,000	1,875,000
CN	2026		CMAQ	2,200,000		0	5,925,000	8,125,000
<b>Project Totals</b>				<b>5,000,000</b>		<b>12,000,000</b>	<b>35,000,000</b>	<b>52,000,000</b>

**Expenditure Schedule**

Phase	1st	2nd	3rd	4th	5th & 6th
PE	2,000,000	0	0	0	0
RW	1,000,000	0	0	0	0
CN	7,000,000	33,000,000	9,000,000	0	0
<b>Totals</b>	<b>10,000,000</b>	<b>33,000,000</b>	<b>9,000,000</b>	<b>0</b>	<b>0</b>

Washington State S. T. I. P.

2024 to 2027

(Project Funds to Nearest Dollar)

MPO/RTPO: RTC

Y Inside

N Outside

November 17, 2023

County: Clark

Agency: C-TRAN

Func Cls	Project Number	PIN	STIP ID	Imp Type	Total Project Length	Environmental Type	RW Required	Begin Termini	End Termini	Total Est. Cost of Project	STIP Amend. No.
00			WA-02798	23	0.000	CE	No	District Wide	District Wide	36,750,000	

Preventative Maintenance

For maintenance of transit assets.

**Funding**

Phase	Start Date	Federal	Fund Code	Federal Funds		State Funds		Local Funds	Total
				Fund Code	Federal Funds	State Fund Code	State Funds		
ALL	2024		5307		7,350,000		0	1,837,500	9,187,500
ALL	2025		5307		7,350,000		0	1,837,500	9,187,500
ALL	2026		5307		7,350,000		0	1,837,500	9,187,500
ALL	2027		5307		7,350,000		0	1,837,500	9,187,500
<b>Project Totals</b>					<b>29,400,000</b>		<b>0</b>	<b>7,350,000</b>	<b>36,750,000</b>

**Expenditure Schedule**

Phase	1st	2nd	3rd	4th	5th & 6th
ALL	9,187,500	9,187,500	9,187,500	9,187,500	0
<b>Totals</b>	<b>9,187,500</b>	<b>9,187,500</b>	<b>9,187,500</b>	<b>9,187,500</b>	<b>0</b>

	Federal Funds	State Funds	Local Funds	Total
<b>Agency Totals for C-TRAN</b>	<b>43,208,210</b>	<b>12,000,000</b>	<b>82,614,553</b>	<b>137,822,763</b>

Washington State S. T. I. P.

2024 to 2027

(Project Funds to Nearest Dollar)

MPO/RTPO: RTC

Y Inside

N Outside

November 17, 2023

County: Clark

Agency: Camas

Func Cls	Project Number	PIN	STIP ID	Imp Type	Total Project Length	Environmental Type	RW Required	Begin Termini	End Termini	Total Est. Cost of Project	STIP Amend. No.
04	000S(661)		012023	21	0.000	CE	Yes	Citywide	Citywide	360,000	

Citywide Horizontal Curve Safety Improvements

Install horizontal curve warning signs.

**Funding**

Phase	Start Date	Federal	Fund Code	Federal Funds	State Fund Code	State Funds	Local Funds	Total
CN	2024		HSIP	260,000		0	0	260,000
<b>Project Totals</b>				<b>260,000</b>		<b>0</b>	<b>0</b>	<b>260,000</b>

**Expenditure Schedule**

Phase	1st	2nd	3rd	4th	5th & 6th
CN	260,000	0	0	0	0
<b>Totals</b>	<b>260,000</b>	<b>0</b>	<b>0</b>	<b>0</b>	<b>0</b>

Washington State S. T. I. P.

2024 to 2027

(Project Funds to Nearest Dollar)

MPO/RTPO: RTC

Y Inside

N Outside

November 17, 2023

County: Clark

Agency: Camas

Func Cls	Project Number	PIN	STIP ID	Imp Type	Total Project Length	Environmental Type	RW Required	Begin Termini	End Termini	Total Est. Cost of Project	STIP Amend. No.
04			012024	04	0.500	CE	Yes	NE 35th Ave	NE 43rd Ave	14,510,000	

SR-500/Everett Street

Improve to urban arterial standards with sidewalks, bike lane, illumination and stormwater facilities

**Funding**

Phase	Start Date	Federal Fund Code	Federal Funds	State Fund Code	State Funds	Local Funds	Total
PE	2027	STBG(UL)	375,000		0	725,000	1,100,000
<b>Project Totals</b>			<b>375,000</b>		<b>0</b>	<b>725,000</b>	<b>1,100,000</b>

**Expenditure Schedule**

Phase	1st	2nd	3rd	4th	5th & 6th
PE	0	0	0	1,100,000	0
<b>Totals</b>	<b>0</b>	<b>0</b>	<b>0</b>	<b>1,100,000</b>	<b>0</b>

	Federal Funds	State Funds	Local Funds	Total
<b>Agency Totals for Camas</b>	<b>635,000</b>	<b>0</b>	<b>725,000</b>	<b>1,360,000</b>

Washington State S. T. I. P.

2024 to 2027

(Project Funds to Nearest Dollar)

MPO/RTPO: RTC

Y Inside

N Outside

November 17, 2023

County: Clark

Agency: Clark Co.

Func Cls	Project Number	PIN	STIP ID	Imp Type	Total Project Length	Environmental Type	RW Required	Begin Termini	End Termini	Total Est. Cost of Project	STIP Amend. No.
05	F067(006)		WA-13928	47	0.060	DCE	Yes	Bridge # 273	Bridge #273	3,337,000	

Day Break Bridge # 273

Implement scour countermeasures at known areas of scour, the middle pier and southern abutment, as well as study and rehabilitate any additional areas of need.

**Funding**

Phase	Start Date	Federal Fund Code	Federal Funds	State Fund Code	State Funds	Local Funds	Total
CN	2025	BR	2,453,800		0	18,200	2,472,000
<b>Project Totals</b>			<b>2,453,800</b>		<b>0</b>	<b>18,200</b>	<b>2,472,000</b>

**Expenditure Schedule**

Phase	1st	2nd	3rd	4th	5th & 6th
CN	0	2,462,000	10,000	0	0
<b>Totals</b>	<b>0</b>	<b>2,462,000</b>	<b>10,000</b>	<b>0</b>	<b>0</b>

Washington State S. T. I. P.

2024 to 2027

(Project Funds to Nearest Dollar)

MPO/RTPO: RTC

Y Inside

N Outside

November 17, 2023

County: Clark

Agency: Clark Co.

Func Cls	Project Number	PIN	STIP ID	Imp Type	Total Project Length	Environmental Type	RW Required	Begin Termini	End Termini	Total Est. Cost of Project	STIP Amend. No.
03	9906(061)		WA-13929	28	0.120	CE	Yes	Vicinity of NE 102nd Street	Vicinity of NE 104th Street	1,444,000	

Highway 99 Sidewalk

This project will construct new raised concrete curb and sidewalk along the east side of Highway 99 and south side of NE 104th Street fulfilling the gap of missing sidewalk.

**Funding**

Phase	Start Date	Federal	Fund Code	Federal Funds	State Fund Code	State Funds	Local Funds	Total
CN	2025		TA(UL)	505,000		0	400,000	905,000
<b>Project Totals</b>				<b>505,000</b>		<b>0</b>	<b>400,000</b>	<b>905,000</b>

**Expenditure Schedule**

Phase	1st	2nd	3rd	4th	5th & 6th
CN	0	10,000	895,000	0	0
<b>Totals</b>	<b>0</b>	<b>10,000</b>	<b>895,000</b>	<b>0</b>	<b>0</b>

Washington State S. T. I. P.

2024 to 2027

(Project Funds to Nearest Dollar)

MPO/RTPO: RTC

Y Inside

N Outside

November 17, 2023

County: Clark

Agency: Clark Co.

Func Cls	Project Number	PIN	STIP ID	Imp Type	Total Project Length	Environmental Type	RW Required	Begin Termini	End Termini	Total Est. Cost of Project	STIP Amend. No.
05	SR22(008)		Cla-004	21	0.400	CE	No	NE 164th Street/NE 197th Avenue	NE 164th Street/NE 205th Avenue	529,000	

Hockinson Elementary School Flashers and Crosswalk  
School crossing upgrades, including school flashers.

**Funding**

Phase	Start Date	Federal	Fund Code	Federal Funds	State Fund Code	State Funds	Local Funds	Total
CN	2024			0	SRTS	309,000	2,000	311,000
<b>Project Totals</b>				<b>0</b>		<b>309,000</b>	<b>2,000</b>	<b>311,000</b>

**Expenditure Schedule**

Phase	1st	2nd	3rd	4th	5th & 6th
CN	311,000	0	0	0	0
<b>Totals</b>	<b>311,000</b>	<b>0</b>	<b>0</b>	<b>0</b>	<b>0</b>

Washington State S. T. I. P.

2024 to 2027

(Project Funds to Nearest Dollar)

MPO/RTPO: RTC

Y Inside

N Outside

November 17, 2023

County: Clark

Agency: Clark Co.

Func Cls	Project Number	PIN	STIP ID	Imp Type	Total Project Length	Environmental Type	RW Required	Begin Termini	End Termini	Total Est. Cost of Project	STIP Amend. No.
06	2006(079)		WA-13933	47	0.010	DCE	Yes	NE 232nd Avenue	at Matney Creek	1,279,000	

Matney South Bridge # 169

This project would implement scour countermeasures to protect the bridge structure, and structurally upgrade the loading capacity of the bridge and eliminate load restrictions.

**Funding**

Phase	Start Date	Federal Fund Code	Federal Funds	State Fund Code	State Funds	Local Funds	Total
CN	2025	BR	627,300		0	17,700	645,000
<b>Project Totals</b>			<b>627,300</b>		<b>0</b>	<b>17,700</b>	<b>645,000</b>

**Expenditure Schedule**

Phase	1st	2nd	3rd	4th	5th & 6th
CN	0	635,000	10,000	0	0
<b>Totals</b>	<b>0</b>	<b>635,000</b>	<b>10,000</b>	<b>0</b>	<b>0</b>



Washington State S. T. I. P.

2024 to 2027

(Project Funds to Nearest Dollar)

MPO/RTPO: RTC

Y Inside

N Outside

November 17, 2023

County: Clark

Agency: Clark Co.

Func Cls	Project Number	PIN	STIP ID	Imp Type	Total Project Length	Environmental Type	RW Required	Begin Termini	End Termini	Total Est. Cost of Project	STIP Amend. No.
05	4233(001)		WA-13177	03	0.750	CE	Yes	Padden Parkway	NE 99th Street	9,895,000	

NE 152nd Avenue

Improve roadway to 2-lane collector standard with bike lanes and sidewalks. Improve intersection at NE 152nd Ave/NE 99th Street with a signalized intersection.

**Funding**

Phase	Start Date	Federal	Fund Code	Federal Funds	State Fund Code	State Funds	Local Funds	Total
CN	2025		STBG(UL)	1,500,000		0	4,248,000	5,748,000
CN	2026		STBG(UL)	2,500,000		0	0	2,500,000
<b>Project Totals</b>				<b>4,000,000</b>		<b>0</b>	<b>4,248,000</b>	<b>8,248,000</b>

**Expenditure Schedule**

Phase	1st	2nd	3rd	4th	5th & 6th
CN	0	4,450,000	3,625,000	173,000	0
<b>Totals</b>	<b>0</b>	<b>4,450,000</b>	<b>3,625,000</b>	<b>173,000</b>	<b>0</b>

Washington State S. T. I. P.

2024 to 2027

(Project Funds to Nearest Dollar)

MPO/RTPO: RTC

Y Inside

N Outside

November 17, 2023

County: Clark

Agency: Clark Co.

Func Cls	Project Number	PIN	STIP ID	Imp Type	Total Project Length	Environmental Type	RW Required	Begin Termini	End Termini	Total Est. Cost of Project	STIP Amend. No.
04	4205(001)		WA-12432	01	0.600	CE	Yes	NE 179th Street	NE 10th Avenue	24,817,000	

NE 15th Avenue

NE 15th Avenue will be extended northwesterly from NE 179th Street. This will be a new minor arterial alignment connecting to the existing NE 10th Avenue at a new intersection. The existing signal at NE 179th Street/NE 15th Avenue will be converted to a roundabout or upgraded. Pedestrian and bicyclist facilities will be constructed. Stormwater and Utility coordination may be required.

**Funding**

Phase	Start Date	Federal	Fund Code	Federal Funds		Local Funds	Total
				State Fund Code	State Funds		
CN	2027		STBG(UL)		2,000,000	0	20,283,000
<b>Project Totals</b>					<b>2,000,000</b>	<b>0</b>	<b>20,283,000</b>

**Expenditure Schedule**

Phase	1st	2nd	3rd	4th	5th & 6th
CN	0	0	0	11,255,000	9,028,000
<b>Totals</b>	<b>0</b>	<b>0</b>	<b>0</b>	<b>11,255,000</b>	<b>9,028,000</b>

Washington State S. T. I. P.

2024 to 2027

(Project Funds to Nearest Dollar)

MPO/RTPO: RTC

Y Inside

N Outside

November 17, 2023

County: Clark

Agency: Clark Co.

Func Cls	Project Number	PIN	STIP ID	Imp Type	Total Project Length	Environmental Type	RW Required	Begin Termini	End Termini	Total Est. Cost of Project	STIP Amend. No.
04	4247(003)		WA-13174	03	0.630	DCE	Yes	NE 179th Street	NE 29th Avenue	24,889,000	

NE 179th Street at NE 29th Avenue

Install a roundabout at the intersections of NE 179th Street and NE 29th Avenue. Install walls, perform mitigation, and utility coordination.

**Funding**

Phase	Start Date	Federal Fund Code	Federal Funds		State Fund Code	State Funds	Local Funds	Total
			Federal	Fund Code				
CN	2025	STBG(UL)		1,250,000		0	19,616,000	20,866,000
<b>Project Totals</b>				<b>1,250,000</b>		<b>0</b>	<b>19,616,000</b>	<b>20,866,000</b>

**Expenditure Schedule**

Phase	1st	2nd	3rd	4th	5th & 6th
CN	0	6,307,000	13,050,000	1,500,000	9,000
<b>Totals</b>	<b>0</b>	<b>6,307,000</b>	<b>13,050,000</b>	<b>1,500,000</b>	<b>9,000</b>

Washington State S. T. I. P.

2024 to 2027

(Project Funds to Nearest Dollar)

MPO/RTPO: RTC

Y Inside

N Outside

November 17, 2023

County: Clark

Agency: Clark Co.

Func Cls	Project Number	PIN	STIP ID	Imp Type	Total Project Length	Environmental Type	RW Required	Begin Termini	End Termini	Total Est. Cost of Project	STIP Amend. No.
04	06H1(001)		WA-13178	04	0.880	CE	Yes	Salmon Creek Bridge (MP 7.10)	NE 167th Avenue (MP 7.98)	4,263,000	

NE 182nd Avenue/NE Risto Road

Install a roundabout and remove utility pole on NE 182nd at NE Risto Road. Improve super elevation, HMA overlay with textured pavement around on super. HMA from NE 172nd Avenue to Bridge on NE 199th.

Funding

Phase	Start Date	Federal Fund Code	Federal Funds		State Fund Code	State Funds	Local Funds	Total
			Federal	Fund Code				
CN	2025	STBG(R)	300,000		CRAB	460,000	2,348,000	3,108,000
<b>Project Totals</b>			<b>300,000</b>			<b>460,000</b>	<b>2,348,000</b>	<b>3,108,000</b>

Expenditure Schedule

Phase	1st	2nd	3rd	4th	5th & 6th
CN	0	10,000	3,008,000	90,000	0
<b>Totals</b>	<b>0</b>	<b>10,000</b>	<b>3,008,000</b>	<b>90,000</b>	<b>0</b>

Washington State S. T. I. P.

2024 to 2027

(Project Funds to Nearest Dollar)

MPO/RTPO: RTC

Y Inside

N Outside

November 17, 2023

County: Clark

Agency: Clark Co.

Func Cls	Project Number	PIN	STIP ID	Imp Type	Total Project Length	Environmental Type	RW Required	Begin Termini	End Termini	Total Est. Cost of Project	STIP Amend. No.
05			WA-14780	01	0.590	CE	Yes	NE 179th Street	NE 184th Street	19,977,000	

NE Delfel Road

Realign roadway to match south approach and improve to 2-lane collector standard. Construct roundabout at NE 179th Street intersection.

Funding

Phase	Start Date	Federal Fund Code	Federal Funds	State Fund Code	State Funds	Local Funds	Total
CN	2025	NHFP	3,300,000		0	12,877,000	16,177,000
<b>Project Totals</b>			<b>3,300,000</b>		<b>0</b>	<b>12,877,000</b>	<b>16,177,000</b>

Expenditure Schedule

Phase	1st	2nd	3rd	4th	5th & 6th
CN	0	0	0	0	16,177,000
<b>Totals</b>	<b>0</b>	<b>0</b>	<b>0</b>	<b>0</b>	<b>16,177,000</b>

Washington State S. T. I. P.

2024 to 2027

(Project Funds to Nearest Dollar)

MPO/RTPO: RTC

Y Inside

N Outside

November 17, 2023

County: Clark

Agency: Clark Co.

Func Cls	Project Number	PIN	STIP ID	Imp Type	Total Project Length	Environmental Type	RW Required	Begin Termini	End Termini	Total Est. Cost of Project	STIP Amend. No.
07	2006(081)		Cla-003	06	5.470	CE	No	Dole Valley Road	Sunset Campground	576,000	

NE Sunset Falls Road - Chip Seal (Dole Valley Road - Sunset Campground)

Chip seal on approximately 5.5 miles of NE Sunset Falls Road to improve public access from Dole Valley Road to the Gifford Pinchot National Forest.

**Funding**

Phase	Start Date	Federal	Fund Code	Federal Funds	State Fund Code	State Funds	Local Funds	Total
CN	2024		WFL	424,846		0	67,154	492,000
<b>Project Totals</b>				<b>424,846</b>		<b>0</b>	<b>67,154</b>	<b>492,000</b>

**Expenditure Schedule**

Phase	1st	2nd	3rd	4th	5th & 6th
CN	492,000	0	0	0	0
<b>Totals</b>	<b>492,000</b>	<b>0</b>	<b>0</b>	<b>0</b>	<b>0</b>

Washington State S. T. I. P.

2024 to 2027

(Project Funds to Nearest Dollar)

MPO/RTPO: RTC

Y Inside

N Outside

November 17, 2023

County: Clark

Agency: Clark Co.

Func Cls	Project Number	PIN	STIP ID	Imp Type	Total Project Length	Environmental Type	RW Required	Begin Termini	End Termini	Total Est. Cost of Project	STIP Amend. No.
04	000S(640)		ClaCo101	21	0.140	CE	Yes	NE Ward Road	NE Davis Road	4,904,000	

NE Ward Road/NE Davis Road

Restructure intersection to install a roundabout.

**Funding**

Phase	Start Date	Federal Fund Code	Federal Funds	State Fund Code	State Funds	Local Funds	Total
CN	2026	HSIP	2,068,000		0	1,446,000	3,514,000
<b>Project Totals</b>			<b>2,068,000</b>		<b>0</b>	<b>1,446,000</b>	<b>3,514,000</b>

**Expenditure Schedule**

Phase	1st	2nd	3rd	4th	5th & 6th
CN	0	0	3,414,000	100,000	0
<b>Totals</b>	<b>0</b>	<b>0</b>	<b>3,414,000</b>	<b>100,000</b>	<b>0</b>

Washington State S. T. I. P.

2024 to 2027

(Project Funds to Nearest Dollar)

MPO/RTPO: RTC

Y Inside

N Outside

November 17, 2023

County: Clark

Agency: Clark Co.

Func Cls	Project Number	PIN	STIP ID	Imp Type	Total Project Length	Environmental Type	RW Required	Begin Termini	End Termini	Total Est. Cost of Project	STIP Amend. No.
03	4392(016)		ClaCo103	05	1.100	CE	Yes	NW Lakeshore Avenue	NE Hazel Dell Avenue	2,794,000	

NW 78th Street

Pavement repairs, edge grinding, preleveling, applying a Hot Mix Asphalt (HMA) overlay, addressing ADA ramps as needed, upgrading ADA pedestrian push buttons at signalized crosswalks, enhancing pedestrian access, thermal restriping, and upgrading signage as needed.

**Funding**

Phase	Start Date	Federal	Fund Code	Federal Funds	State Fund Code	State Funds	Local Funds	Total
CN	2024		NHPP	2,197,000		0	332,000	2,529,000
<b>Project Totals</b>				<b>2,197,000</b>		<b>0</b>	<b>332,000</b>	<b>2,529,000</b>

**Expenditure Schedule**

Phase	1st	2nd	3rd	4th	5th & 6th
CN	2,529,000	0	0	0	0
<b>Totals</b>	<b>2,529,000</b>	<b>0</b>	<b>0</b>	<b>0</b>	<b>0</b>



Washington State S. T. I. P.

2024 to 2027

(Project Funds to Nearest Dollar)

MPO/RTPO: RTC

Y Inside

N Outside

November 17, 2023

County: Clark

Agency: Clark Co.

Func Cls	Project Number	PIN	STIP ID	Imp Type	Total Project Length	Environmental Type	RW Required	Begin Termini	End Termini	Total Est. Cost of Project	STIP Amend. No.
04	9906(064)		WA-13179	44	2.200	CE	No	NE 76th Street	NE Ward Road	1,280,000	

Orchards Sifton Adaptive Signals (OSAS)

Add adaptive/ITS devices to additional county intersections. Develop before and after study of collisions and corridor level of service.

**Funding**

Phase	Start Date	Federal Fund Code	Federal Funds		State Fund Code	State Funds	Local Funds	Total
			Federal	Fund Code				
CN	2025	CMAQ		932,000		0	263,000	1,195,000
<b>Project Totals</b>				<b>932,000</b>		<b>0</b>	<b>263,000</b>	<b>1,195,000</b>

**Expenditure Schedule**

Phase	1st	2nd	3rd	4th	5th & 6th
CN	0	1,145,000	50,000	0	0
<b>Totals</b>	<b>0</b>	<b>1,145,000</b>	<b>50,000</b>	<b>0</b>	<b>0</b>

Washington State S. T. I. P.

2024 to 2027

(Project Funds to Nearest Dollar)

MPO/RTPO: RTC

Y Inside

N Outside

November 17, 2023

County: Clark

Agency: Clark Co.

Func Cls	Project Number	PIN	STIP ID	Imp Type	Total Project Length	Environmental Type	RW Required	Begin Termini	End Termini	Total Est. Cost of Project	STIP Amend. No.
03	9906(063)		WA-12466	44		CE	No	Various	Various	1,247,000	

Salmon Creek/Hazel Dell Adaptive Signal Operations

Installation of adaptive signal operations, developing incident bypass adaptive traffic signal plans, Installing radios, camera systems, and modifying freeway off-ramp detection systems in the Salmon Creek/Hazel Dell area.

**Funding**

Phase	Start Date	Federal	Fund Code	Federal Funds	State Fund Code	State Funds	Local Funds	Total
CN	2024		CMAQ	735,000		0	218,000	953,000
<b>Project Totals</b>				<b>735,000</b>		<b>0</b>	<b>218,000</b>	<b>953,000</b>

**Expenditure Schedule**

Phase	1st	2nd	3rd	4th	5th & 6th
CN	328,000	625,000	0	0	0
<b>Totals</b>	<b>328,000</b>	<b>625,000</b>	<b>0</b>	<b>0</b>	<b>0</b>

Washington State S. T. I. P.

2024 to 2027

(Project Funds to Nearest Dollar)

MPO/RTPO: RTC

Y Inside

N Outside

November 17, 2023

County: Clark

Agency: Clark Co.

Func Cls	Project Number	PIN	STIP ID	Imp Type	Total Project Length	Environmental Type	RW Required	Begin Termini	End Termini	Total Est. Cost of Project	STIP Amend. No.
05	SR23(001)		WA-15157	28	0.700	CE	Yes	NE 44th Street/NE 47th Avenue	NE 49th Street/NE 40th Avenue	1,965,000	

Truman School Sidewalk

School Zone Improvements: Construct sidewalks, ADA ramps, RRFB illumination and school crossing upgrades.

**Funding**

Phase	Start Date	Federal	Fund Code	Federal Funds	State Fund Code	State Funds	Local Funds	Total
CN	2025			0	SRTS	694,000	585,000	1,279,000
CN	2025			0	TIB	160,000	0	160,000
<b>Project Totals</b>				<b>0</b>		<b>854,000</b>	<b>585,000</b>	<b>1,439,000</b>

**Expenditure Schedule**

Phase	1st	2nd	3rd	4th	5th & 6th
CN	0	100,000	1,339,000	0	0
<b>Totals</b>	<b>0</b>	<b>100,000</b>	<b>1,339,000</b>	<b>0</b>	<b>0</b>

Washington State S. T. I. P.

2024 to 2027

(Project Funds to Nearest Dollar)

MPO/RTPO: RTC

Y Inside

N Outside

November 17, 2023

County: Clark

Agency: Clark Co.

Func Cls	Project Number	PIN	STIP ID	Imp Type	Total Project Length	Environmental Type	RW Required	Begin Termini	End Termini	Total Est. Cost of Project	STIP Amend. No.
05	Z906(004)		WA-13931	47	0.150	DCE	Yes	Various	Various	1,557,000	

Whipple, Knapps, Carson Bridge Bundle

This project will strengthen/rehabilitate 3 county bridges and will improve the loading capacity of the structures and allow the removal of the current posted vehicle type load restrictions.

**Funding**

Phase	Start Date	Federal Fund Code	Federal Funds	State Fund Code	State Funds	Local Funds	Total
CN	2024	BR	761,600		0	50,400	812,000
<b>Project Totals</b>			<b>761,600</b>		<b>0</b>	<b>50,400</b>	<b>812,000</b>

**Expenditure Schedule**

Phase	1st	2nd	3rd	4th	5th & 6th
CN	20,000	792,000	0	0	0
<b>Totals</b>	<b>20,000</b>	<b>792,000</b>	<b>0</b>	<b>0</b>	<b>0</b>

	Federal Funds	State Funds	Local Funds	Total
<b>Agency Totals for Clark Co.</b>	<b>21,554,546</b>	<b>1,623,000</b>	<b>60,771,454</b>	<b>83,949,000</b>

Washington State S. T. I. P.

2024 to 2027

(Project Funds to Nearest Dollar)

MPO/RTPO: RTC

Y Inside

N Outside

November 17, 2023

County: Clark

Agency: La Center

Func Cls	Project Number	PIN	STIP ID	Imp Type	Total Project Length	Environmental Type	RW Required	Begin Termini	End Termini	Total Est. Cost of Project	STIP Amend. No.
05			WA-15512	44	0.040	CE	Yes	4th Street		1,036,047	

4th Street and Highland Road Traffic Signal

Safe Routes to School Grant for pedestrian countdown signal, reduce curb radii, leading pedestrian intervals, full traffic signal, pedestrian signal phase separated from left turn phase, rectangular rapid flashing beacon (RRFB), speed feedback signs, school/playground 20 mph speed zone (flashing beacons/signage), pedestrian scale crossing illumination, ADA curb ramps, audible pedestrian signal

Funding

Phase	Start Date	Federal Fund Code	Federal Funds		State Fund Code	State Funds	Local Funds	Total
			Federal	Funds				
CN	2024		0		SRTS	966,196	0	966,196
<b>Project Totals</b>			<b>0</b>			<b>966,196</b>	<b>0</b>	<b>966,196</b>

Expenditure Schedule

Phase	1st	2nd	3rd	4th	5th & 6th
CN	966,196	0	0	0	0
<b>Totals</b>	<b>966,196</b>	<b>0</b>	<b>0</b>	<b>0</b>	<b>0</b>

Washington State S. T. I. P.

2024 to 2027

(Project Funds to Nearest Dollar)

MPO/RTPO: RTC

Y Inside

N Outside

November 17, 2023

County: Clark

Agency: La Center

Func Cls	Project Number	PIN	STIP ID	Imp Type	Total Project Length	Environmental Type	RW Required	Begin Termini	End Termini	Total Est. Cost of Project	STIP Amend. No.
06			WA-11774	04	0.360	EA	Yes	Cedar Avenue	Highland Avenue	13,442,501	

4th Street Widening between Cedar Avenue and Highland Avenue

Widen 4th Street from just east of Cedar Avenue to east of Highland Avenue. This road will be reconstructed as a minor arterial with a new Breezy Creek Bridge-Culvert with pedestrian and bicycle facilities.

**Funding**

Phase	Start Date	Federal	Fund Code	Federal Funds	State Fund Code	State Funds	Local Funds	Total
RW	2024			0		0	559,533	559,533
CN	2025		STBG(R)	1,045,000		0	9,382,968	10,427,968
CN	2026		STBG(R)	955,000		0	0	955,000
<b>Project Totals</b>				<b>2,000,000</b>		<b>0</b>	<b>9,942,501</b>	<b>11,942,501</b>

**Expenditure Schedule**

Phase	1st	2nd	3rd	4th	5th & 6th
RW	559,533	0	0	0	0
CN	0	10,427,968	955,000	0	0
<b>Totals</b>	<b>559,533</b>	<b>10,427,968</b>	<b>955,000</b>	<b>0</b>	<b>0</b>

Washington State S. T. I. P.

2024 to 2027

(Project Funds to Nearest Dollar)

MPO/RTPO: RTC

Y Inside

N Outside

November 17, 2023

County: Clark

Agency: La Center

Func Cls	Project Number	PIN	STIP ID	Imp Type	Total Project Length	Environmental Type	RW Required	Begin Termini	End Termini	Total Est. Cost of Project	STIP Amend. No.
04	0640(002)		WA-13140	28	0.340	CE	No	14th Avenue	City Sidewalk	3,712,703	

Pedestrian Path on Pacific Highway

Pedestrian and bicycle shared use path from 14th Avenue to city sidewalk

**Funding**

Phase	Start Date	Federal Fund Code	Federal Funds		State Fund Code	State Funds	Local Funds	Total
			Federal	Fund Code				
CN	2026	TA(R)	180,000			0	2,778,703	2,958,703
CN	2026	CRP(R)	520,000			0	0	520,000
<b>Project Totals</b>			<b>700,000</b>			<b>0</b>	<b>2,778,703</b>	<b>3,478,703</b>

**Expenditure Schedule**

Phase	1st	2nd	3rd	4th	5th & 6th
CN	0	0	3,478,703	0	0
<b>Totals</b>	<b>0</b>	<b>0</b>	<b>3,478,703</b>	<b>0</b>	<b>0</b>

Washington State S. T. I. P.

2024 to 2027

(Project Funds to Nearest Dollar)

MPO/RTPO: RTC

Y Inside

N Outside

November 17, 2023

County: Clark

Agency: La Center

Func Cls	Project Number	PIN	STIP ID	Imp Type	Total Project Length	Environmental Type	RW Required	Begin Termini	End Termini	Total Est. Cost of Project	STIP Amend. No.
05	000S(649)		WA-14853	21		CE	Yes	City Wide	City Wide	880,000	

Systemic Horizontal Curve and Roadway Departure Safety Improvements

Install horizontal curve warning signs, profiled centerline and edge line pavement markings, high friction surface treatments, clear zone improvements, and supplemental curve waning signing and pavement markings.

**Funding**

Phase	Start Date	Federal	Fund Code	Federal Funds	State Fund Code	State Funds	Local Funds	Total
RW	2024		HSIP	30,000		0	0	30,000
CN	2025		HSIP	710,000		0	0	710,000
<b>Project Totals</b>				<b>740,000</b>		<b>0</b>	<b>0</b>	<b>740,000</b>

**Expenditure Schedule**

Phase	1st	2nd	3rd	4th	5th & 6th
RW	30,000	0	0	0	0
CN	0	710,000	0	0	0
<b>Totals</b>	<b>30,000</b>	<b>710,000</b>	<b>0</b>	<b>0</b>	<b>0</b>

	Federal Funds	State Funds	Local Funds	Total
<b>Agency Totals for La Center</b>	<b>3,440,000</b>	<b>966,196</b>	<b>12,721,204</b>	<b>17,127,400</b>



Washington State S. T. I. P.

2024 to 2027

(Project Funds to Nearest Dollar)

MPO/RTPO: RTC

Y Inside

N Outside

November 17, 2023

County: Clark

Agency: Port of Vancouver

Func Cls	Project Number	PIN	STIP ID	Imp Type	Total Project Length	Environmental Type	RW Required	Begin Termini	End Termini	Total Est. Cost of Project	STIP Amend. No.
03	2006(080)		WA-13930	28	0.160	DCE	Yes	NW Gateway Ave	NW Old Lower River Rd	2,080,000	

Renaissance Trail Segment 4

Construct a multi-modal path along the south side of Lower River Road (SR-501).

**Funding**

Phase	Start Date	Federal Fund Code	Federal Funds		State Funds		Local Funds	Total
			Federal	State	State	Local		
RW	2025		0		0		20,000	20,000
<b>Project Totals</b>			<b>0</b>		<b>0</b>		<b>20,000</b>	<b>20,000</b>

**Expenditure Schedule**

Phase	1st	2nd	3rd	4th	5th & 6th
RW	0	20,000	0	0	0
<b>Totals</b>	<b>0</b>	<b>20,000</b>	<b>0</b>	<b>0</b>	<b>0</b>

Washington State S. T. I. P.

2024 to 2027

(Project Funds to Nearest Dollar)

MPO/RTPO: RTC

Y Inside

N Outside

November 17, 2023

County: Clark

Agency: Port of Vancouver

Func Cls	Project Number	PIN	STIP ID	Imp Type	Total Project Length	Environmental Type	RW Required	Begin Termini	End Termini	Total Est. Cost of Project	STIP Amend. No.
03	0501(027)		WA-14240	28	0.500	CE	Yes	NW Old Lower River Road	NW Old Lower River Road	2,385,000	

Renaissance Trail Segment 5

Construct a multimodal path along the south side of State Route 501 (NW Lower River Road).

**Funding**

Phase	Start Date	Federal Funds		State Funds		Local Funds	Total
		Federal	Fund Code	State Fund Code	State Funds		
RW	2025					20,000	20,000
<b>Project Totals</b>						<b>20,000</b>	<b>20,000</b>

**Expenditure Schedule**

Phase	1st	2nd	3rd	4th	5th & 6th
RW	0	20,000	0	0	0
<b>Totals</b>	<b>0</b>	<b>20,000</b>	<b>0</b>	<b>0</b>	<b>0</b>

Washington State S. T. I. P.

2024 to 2027

(Project Funds to Nearest Dollar)

MPO/RTPO: RTC

Y Inside

N Outside

November 17, 2023

County: Clark

Agency: Port of Vancouver

Func Cls	Project Number	PIN	STIP ID	Imp Type	Total Project Length	Environmental Type	RW Required	Begin Termini	End Termini	Total Est. Cost of Project	STIP Amend. No.
00			WA-15508	22	0.200	CE	No	Gateway Avenue	Rail Loop Interior	19,000,000	

Terminal 5 Inner Loop Access

Construct new mid-span ramp from the existing Gateway Avenue grade separation structure for access to the port properties located in the interior of the Terminal 5 rail loop.

**Funding**

Phase	Start Date	Federal	Fund Code	Federal Funds	State Fund Code	State Funds	Local Funds	Total
PE	2024			0	Freight Mobility	200,000	2,600,000	2,800,000
<b>Project Totals</b>				<b>0</b>		<b>200,000</b>	<b>2,600,000</b>	<b>2,800,000</b>

**Expenditure Schedule**

Phase	1st	2nd	3rd	4th	5th & 6th
PE	2,800,000	0	0	0	0
<b>Totals</b>	<b>2,800,000</b>	<b>0</b>	<b>0</b>	<b>0</b>	<b>0</b>

	Federal Funds	State Funds	Local Funds	Total
<b>Agency Totals for Port of Vancouver</b>	<b>0</b>	<b>200,000</b>	<b>2,640,000</b>	<b>2,840,000</b>

Washington State S. T. I. P.

2024 to 2027

(Project Funds to Nearest Dollar)

MPO/RTPO: RTC

Y Inside

N Outside

November 17, 2023

County: Clark

Agency: Ridgefield

Func Cls	Project Number	PIN	STIP ID	Imp Type	Total Project Length	Environmental Type	RW Required	Begin Termini	End Termini	Total Est. Cost of Project	STIP Amend. No.
00	1085(008)		RF-026	28	0.540	CE	Yes	Heron Drive	Main Avenue	1,430,503	

Gee Creek Trail - North Segment

Construct Gee Creek Trail from Heron Drive to Main Avenue.

**Funding**

Phase	Start Date	Federal Fund Code	Federal Funds	State Fund Code	State Funds	Local Funds	Total
RW	2024		0		0	10,000	10,000
CN	2024	WFL	949,387		0	138,170	1,087,557
<b>Project Totals</b>			<b>949,387</b>		<b>0</b>	<b>148,170</b>	<b>1,097,557</b>

**Expenditure Schedule**

Phase	1st	2nd	3rd	4th	5th & 6th
RW	10,000	0	0	0	0
CN	1,087,557	0	0	0	0
<b>Totals</b>	<b>1,097,557</b>	<b>0</b>	<b>0</b>	<b>0</b>	<b>0</b>

Washington State S. T. I. P.

2024 to 2027

(Project Funds to Nearest Dollar)

MPO/RTPO: RTC

Y Inside

N Outside

November 17, 2023

County: Clark

Agency: Ridgefield

Func Cls	Project Number	PIN	STIP ID	Imp Type	Total Project Length	Environmental Type	RW Required	Begin Termini	End Termini	Total Est. Cost of Project	STIP Amend. No.
05	000S(658)		WA-14869	21	0.000	DCE	Yes	City Wide	City Wide	380,000	

S 11th Street and S Timm Road Intersection Safety Improvements

Install intersection signing pavement markings, and street lighting.

**Funding**

Phase	Start Date	Federal Fund Code	Federal Funds		State Fund Code	State Funds	Local Funds	Total
			Federal	Fund Code				
RW	2024	HSIP	100,000			0	0	100,000
CN	2025	HSIP	250,000			0	0	250,000
<b>Project Totals</b>			<b>350,000</b>			<b>0</b>	<b>0</b>	<b>350,000</b>

**Expenditure Schedule**

Phase	1st	2nd	3rd	4th	5th & 6th
RW	100,000	0	0	0	0
CN	0	250,000	0	0	0
<b>Totals</b>	<b>100,000</b>	<b>250,000</b>	<b>0</b>	<b>0</b>	<b>0</b>

Washington State S. T. I. P.

2024 to 2027

(Project Funds to Nearest Dollar)

MPO/RTPO: RTC

Y Inside

N Outside

November 17, 2023

County: Clark

Agency: Ridgefield

Func Cls	Project Number	PIN	STIP ID	Imp Type	Total Project Length	Environmental Type	RW Required	Begin Termini	End Termini	Total Est. Cost of Project	STIP Amend. No.
05	000S(659)		WA-14871	21	0.000	DCE	Yes	City Wide	City Wide	360,000	

Systemic Horizontal Curve Safety Improvement  
Install guardrail and signage on horizontal curves.

**Funding**

Phase	Start Date	Federal	Fund Code	Federal Funds		State Funds	Local Funds	Total
				Fund Code	Amount			
RW	2024		HSIP		20,000	0	0	20,000
CN	2025		HSIP		260,000	0	0	260,000
<b>Project Totals</b>					<b>280,000</b>	<b>0</b>	<b>0</b>	<b>280,000</b>

**Expenditure Schedule**

Phase	1st	2nd	3rd	4th	5th & 6th
RW	20,000	0	0	0	0
CN	0	260,000	0	0	0
<b>Totals</b>	<b>20,000</b>	<b>260,000</b>	<b>0</b>	<b>0</b>	<b>0</b>

	Federal Funds	State Funds	Local Funds	Total
<b>Agency Totals for Ridgefield</b>	<b>1,579,387</b>	<b>0</b>	<b>148,170</b>	<b>1,727,557</b>

Washington State S. T. I. P.

2024 to 2027

(Project Funds to Nearest Dollar)

MPO/RTPO: RTC

Y Inside

N Outside

November 17, 2023

County: Clark

Agency: RTC

Func Cls	Project Number	PIN	STIP ID	Imp Type	Total Project Length	Environmental Type	RW Required	Begin Termini	End Termini	Total Est. Cost of Project	STIP Amend. No.
00			WA-15507	18		CE	No	County Wide	County Wide	115,607	

Clark County Freight Mobility Study Update  
Update the Clark County freight Mobility Study.

Funding

Phase	Start Date	Federal	Fund Code	Federal Funds	State Fund Code	State Funds	Local Funds	Total
PL	2024		STBG(UL)	100,000		0	15,607	115,607
<b>Project Totals</b>				<b>100,000</b>		<b>0</b>	<b>15,607</b>	<b>115,607</b>

Expenditure Schedule

Phase	1st	2nd	3rd	4th	5th & 6th
PL	115,607	0	0	0	0
<b>Totals</b>	<b>115,607</b>	<b>0</b>	<b>0</b>	<b>0</b>	<b>0</b>

Washington State S. T. I. P.

2024 to 2027

(Project Funds to Nearest Dollar)

MPO/RTPO: RTC

Y Inside

N Outside

November 17, 2023

County: Clark

Agency: RTC

Func Cls	Project Number	PIN	STIP ID	Imp Type	Total Project Length	Environmental Type	RW Required	Begin Termini	End Termini	Total Est. Cost of Project	STIP Amend. No.
00			WA-08654	18	0.000	CE	No	County Wide	County Wide	4,341,039	

RTC Program Support

Support work elements of the Unified Planning Work Program (UPWP).

Funding

Phase	Start Date	Federal	Fund Code	Federal Funds		State Funds	Local Funds	Total
				Federal	State Fund Code			
PL	2024		STBG(UL)	825,000		0	128,757	953,757
PL	2024		STBG(R)	60,000		0	9,364	69,364
PL	2025		STBG(UL)	860,000		0	134,220	994,220
PL	2025		STBG(R)	60,000		0	9,364	69,364
PL	2026		STBG(UL)	915,000		0	142,803	1,057,803
PL	2026		STBG(R)	60,000		0	9,364	69,364
PL	2027		STBG(UL)	915,000		0	142,803	1,057,803
PL	2027		STBG(R)	60,000		0	9,364	69,364
<b>Project Totals</b>				<b>3,755,000</b>		<b>0</b>	<b>586,039</b>	<b>4,341,039</b>



Washington State S. T. I. P.

2024 to 2027

(Project Funds to Nearest Dollar)

MPO/RTPO: RTC

Y Inside

N Outside

November 17, 2023

County: Clark

Agency: RTC

Expenditure Schedule

Phase	1st	2nd	3rd	4th	5th & 6th
PL	1,023,121	1,063,584	1,127,167	1,127,167	0
<b>Totals</b>	<b>1,023,121</b>	<b>1,063,584</b>	<b>1,127,167</b>	<b>1,127,167</b>	<b>0</b>

	Federal Funds	State Funds	Local Funds	Total
<b>Agency Totals for RTC</b>	<b>3,855,000</b>	<b>0</b>	<b>601,646</b>	<b>4,456,646</b>

Washington State S. T. I. P.

2024 to 2027

(Project Funds to Nearest Dollar)

MPO/RTPO: RTC

Y Inside

N Outside

November 17, 2023

County: Clark

Agency: Vancouver

Func Cls	Project Number	PIN	STIP ID	Imp Type	Total Project Length	Environmental Type	RW Required	Begin Termini	End Termini	Total Est. Cost of Project	STIP Amend. No.
03	4270(004)		WA-14767	03	1.100	DCE	Yes	NE 18th Street	SE 1st Street	19,096,188	

192nd Avenue Corridor Improvements - NE 18th Street to SE 1st Street

Upgrade substandard principal arterial to current urban arterial standards including additional travel lanes, turn pockets, medians, pedestrian and bicycle facilities on both sides, intersection improvements, lighting, an extension of a multi-use pathway, and sound wall if necessary.

**Funding**

Phase	Start Date	Federal	Fund Code	Federal Funds	State Fund Code	State Funds	Local Funds	Total
RW	2026			0		0	1,500,000	1,500,000
<b>Project Totals</b>				<b>0</b>		<b>0</b>	<b>1,500,000</b>	<b>1,500,000</b>

**Expenditure Schedule**

Phase	1st	2nd	3rd	4th	5th & 6th
RW	0	0	1,500,000	0	0
<b>Totals</b>	<b>0</b>	<b>0</b>	<b>1,500,000</b>	<b>0</b>	<b>0</b>

Washington State S. T. I. P.

2024 to 2027

(Project Funds to Nearest Dollar)

MPO/RTPO: RTC

Y Inside

N Outside

November 17, 2023

County: Clark

Agency: Vancouver

Func Cls	Project Number	PIN	STIP ID	Imp Type	Total Project Length	Environmental Type	RW Required	Begin Termini	End Termini	Total Est. Cost of Project	STIP Amend. No.
05			WA-05816	28	1.100	CE	Yes	SE Chelsea Avenue	SE Image Road	2,676,400	

Evergreen Trail

Build asphalt path along Evergreen Highway. PE done under federal project 4228(002).

**Funding**

Phase	Start Date	Federal	Fund Code	Federal Funds		State Funds		Local Funds	Total
				Federal Funds	State Fund Code	State Funds	Local Funds		
CN	2024		TA(UL)	250,000		0		1,841,500	2,091,500
CN	2024		CMAQ	250,000		0		0	250,000
<b>Project Totals</b>				<b>500,000</b>		<b>0</b>		<b>1,841,500</b>	<b>2,341,500</b>

**Expenditure Schedule**

Phase	1st	2nd	3rd	4th	5th & 6th
CN	2,341,500	0	0	0	0
<b>Totals</b>	<b>2,341,500</b>	<b>0</b>	<b>0</b>	<b>0</b>	<b>0</b>

Washington State S. T. I. P.

2024 to 2027

(Project Funds to Nearest Dollar)

MPO/RTPO: RTC

Y Inside

N Outside

November 17, 2023

County: Clark

Agency: Vancouver

Func Cls	Project Number	PIN	STIP ID	Imp Type	Total Project Length	Environmental Type	RW Required	Begin Termini	End Termini	Total Est. Cost of Project	STIP Amend. No.
03	4280(023)		WA-11902	28	1.000	CE	No	F Street	Fort Vancouver Way	797,500	

Fourth Plain Blvd Road Diet - F Street to Fort Vancouver Way

Convert Fourth Plain Blvd from four lanes to three lanes with a cycle track from F Street to Fort Vancouver Way (excluding I-5 interchange).

**Funding**

Phase	Start Date	Federal Fund Code	Federal Funds		State Fund Code	State Funds	Local Funds	Total
			Federal	Fund Code				
CN	2024	HSIP	706,700			0	8,300	715,000
<b>Project Totals</b>			<b>706,700</b>			<b>0</b>	<b>8,300</b>	<b>715,000</b>

**Expenditure Schedule**

Phase	1st	2nd	3rd	4th	5th & 6th
CN	715,000	0	0	0	0
<b>Totals</b>	<b>715,000</b>	<b>0</b>	<b>0</b>	<b>0</b>	<b>0</b>

Washington State S. T. I. P.

2024 to 2027

(Project Funds to Nearest Dollar)

MPO/RTPO: RTC

Y Inside

N Outside

November 17, 2023

County: Clark

Agency: Vancouver

Func Cls	Project Number	PIN	STIP ID	Imp Type	Total Project Length	Environmental Type	RW Required	Begin Termini	End Termini	Total Est. Cost of Project	STIP Amend. No.
06			WA-15160	28	0.400	CE	Yes	Mill Plain Boulevard	NE 12th Street	1,382,000	

Garrison Road Sidewalk Infill

Install sidewalks and bicycle facilities along the east side of Garrison Road from Mill Plain to NE 12th Street.

**Funding**

Phase	Start Date	Federal	Fund Code	Federal Funds		State Fund Code	State Funds	Local Funds	Total
RW	2024				0		0	317,000	317,000
CN	2026		TA(UL)		350,000		0	550,000	900,000
<b>Project Totals</b>					<b>350,000</b>		<b>0</b>	<b>867,000</b>	<b>1,217,000</b>

**Expenditure Schedule**

Phase	1st	2nd	3rd	4th	5th & 6th
RW	317,000	0	0	0	0
CN	0	0	900,000	0	0
<b>Totals</b>	<b>317,000</b>	<b>0</b>	<b>900,000</b>	<b>0</b>	<b>0</b>

Washington State S. T. I. P.

2024 to 2027

(Project Funds to Nearest Dollar)

MPO/RTPO: RTC

Y Inside

N Outside

November 17, 2023

County: Clark

Agency: Vancouver

Func Cls	Project Number	PIN	STIP ID	Imp Type	Total Project Length	Environmental Type	RW Required	Begin Termini	End Termini	Total Est. Cost of Project	STIP Amend. No.
05	4231(007)		WA-15161	28	0.100	CE	Yes	Burnt Bridge Creek Trail Crossing	Burnt Bridge Creek Trail Crossing	975,000	

Hazel Dell Avenue and Burnt Bridge Creek Trail Crossing

Install a safer pedestrian and bike crossing for the Burnt Bridge Creek Trail at Hazel Dell Avenue.

**Funding**

Phase	Start Date	Federal	Fund Code	Federal Funds	State Fund Code	State Funds	Local Funds	Total
RW	2024			0		0	140,000	140,000
CN	2026		TA(UL)	225,000	TIB	450,000	35,000	710,000
<b>Project Totals</b>				<b>225,000</b>		<b>450,000</b>	<b>175,000</b>	<b>850,000</b>

**Expenditure Schedule**

Phase	1st	2nd	3rd	4th	5th & 6th
RW	140,000	0	0	0	0
CN	0	0	710,000	0	0
<b>Totals</b>	<b>140,000</b>	<b>0</b>	<b>710,000</b>	<b>0</b>	<b>0</b>

Washington State S. T. I. P.

2024 to 2027

(Project Funds to Nearest Dollar)

MPO/RTPO: RTC

Y Inside

N Outside

November 17, 2023

County: Clark

Agency: Vancouver

Func Cls	Project Number	PIN	STIP ID	Imp Type	Total Project Length	Environmental Type	RW Required	Begin Termini	End Termini	Total Est. Cost of Project	STIP Amend. No.
05			WA-15051	01	0.500	CE	No	Devine Road	MacArthur Blvd.	20,000,000	

Heights Grand Loop

Construct a new complete street including multimodal improvements that form a loop around the central core of the Heights Redevelopment Area providing connections to MacArthur Blvd., Devine Road, and Mill Plain Blvd.

Funding

Phase	Start Date	Federal	Fund Code	Federal Funds	State Fund Code	State Funds	Local Funds	Total
PE	2026			0		0	2,000,000	2,000,000
<b>Project Totals</b>				<b>0</b>		<b>0</b>	<b>2,000,000</b>	<b>2,000,000</b>

Expenditure Schedule

Phase	1st	2nd	3rd	4th	5th & 6th
PE	0	0	0	0	2,000,000
<b>Totals</b>	<b>0</b>	<b>0</b>	<b>0</b>	<b>0</b>	<b>2,000,000</b>

Washington State S. T. I. P.

2024 to 2027

(Project Funds to Nearest Dollar)

MPO/RTPO: RTC

Y Inside

N Outside

November 17, 2023

County: Clark

Agency: Vancouver

Func Cls	Project Number	PIN	STIP ID	Imp Type	Total Project Length	Environmental Type	RW Required	Begin Termini	End Termini	Total Est. Cost of Project	STIP Amend. No.
04			WA-10656	03	0.500	DCE	Yes	W Evergreen Boulevard	W Mill Plain Boulevard	11,300,000	

Jefferson Street Realignment Project

Reconstruct Jefferson/Kauffman from W. Evergreen Boulevard to W. Mill Plain Boulevard with bike lanes and sidewalks. Including realigning the offset intersection at Jefferson/Kauffman and 13th Street. Project will include the continuation of Waterfront trail.

**Funding**

Phase	Start Date	Federal	Fund Code	Federal Funds	State Fund Code	State Funds	Local Funds	Total
CN	2024		STBG(UL)	1,840,000	Freight Mobility	3,000,000	3,635,000	8,475,000
<b>Project Totals</b>				<b>1,840,000</b>		<b>3,000,000</b>	<b>3,635,000</b>	<b>8,475,000</b>

**Expenditure Schedule**

Phase	1st	2nd	3rd	4th	5th & 6th
CN	8,475,000	0	0	0	0
<b>Totals</b>	<b>8,475,000</b>	<b>0</b>	<b>0</b>	<b>0</b>	<b>0</b>



Washington State S. T. I. P.

2024 to 2027

(Project Funds to Nearest Dollar)

MPO/RTPO: RTC

Y Inside

N Outside

November 17, 2023

County: Clark

Agency: Vancouver

Func Cls	Project Number	PIN	STIP ID	Imp Type	Total Project Length	Environmental Type	RW Required	Begin Termini	End Termini	Total Est. Cost of Project	STIP Amend. No.
03			WA-15050	28	0.600	CE	No	Brandt Road	Blandford Drive	8,000,000	

MacArthur/Mill Plain Complete Street Improvements

Install enhanced multitmodal facilities and other safety improvements along Mill Plain blvd. and MacArthur Blvd. from Brandt Road to Blandford Drive in order to make it a complete street.

**Funding**

Phase	Start Date	Federal	Fund Code	Federal Funds	State Fund Code	State Funds	Local Funds	Total
PE	2026			0		0	750,000	750,000
<b>Project Totals</b>				<b>0</b>		<b>0</b>	<b>750,000</b>	<b>750,000</b>

**Expenditure Schedule**

Phase	1st	2nd	3rd	4th	5th & 6th
PE	0	0	0	0	750,000
<b>Totals</b>	<b>0</b>	<b>0</b>	<b>0</b>	<b>0</b>	<b>750,000</b>

Washington State S. T. I. P.

2024 to 2027

(Project Funds to Nearest Dollar)

MPO/RTPO: RTC

Y Inside

N Outside

November 17, 2023

County: Clark

Agency: Vancouver

Func Cls	Project Number	PIN	STIP ID	Imp Type	Total Project Length	Environmental Type	RW Required	Begin Termini	End Termini	Total Est. Cost of Project	STIP Amend. No.
03	4254(006)		WA-12440	01	0.520	DCE	Yes	97th Avenue	107th avenue	17,870,700	

NE 18th Street - NE 97th Ave. to NE 107th Ave.

Construct new urban arterial roadway from 97th Avenue to 105th Avenue. Improvements will include roundabouts, bike lanes, sidewalk, and a multi-use pathway.

Funding

Phase	Start Date	Federal	Fund Code	Federal Funds	State Fund Code	State Funds	Local Funds	Total
CN	2025		STBG(UL)	1,815,000		0	12,174,000	13,989,000
<b>Project Totals</b>				<b>1,815,000</b>		<b>0</b>	<b>12,174,000</b>	<b>13,989,000</b>

Expenditure Schedule

Phase	1st	2nd	3rd	4th	5th & 6th
CN	0	13,989,000	0	0	0
<b>Totals</b>	<b>0</b>	<b>13,989,000</b>	<b>0</b>	<b>0</b>	<b>0</b>

Washington State S. T. I. P.

2024 to 2027

(Project Funds to Nearest Dollar)

MPO/RTPO: RTC

Y Inside

N Outside

November 17, 2023

County: Clark

Agency: Vancouver

Func Cls	Project Number	PIN	STIP ID	Imp Type	Total Project Length	Environmental Type	RW Required	Begin Termini	End Termini	Total Est. Cost of Project	STIP Amend. No.
03			WA-14768	04	1.310	CE	No	SE 162nd Avenue	eastern City limits	1,330,000	

SE 34th Street Safety & Mobility Project

This project will repave SE 34th Street and restripe the corridor removing one travel lane in each direction. Improvements will include marked and enhanced pedestrian crossings, enhanced bicycle facilities, and ADA improvements.

**Funding**

Phase	Start Date	Federal	Fund Code	Federal Funds	State Fund Code	State Funds	Local Funds	Total
CN	2024		CMAQ	500,000		0	300,000	800,000
CN	2024		CRP(UL)	300,000		0	80,000	380,000
<b>Project Totals</b>				<b>800,000</b>		<b>0</b>	<b>380,000</b>	<b>1,180,000</b>

**Expenditure Schedule**

Phase	1st	2nd	3rd	4th	5th & 6th
CN	1,180,000	0	0	0	0
<b>Totals</b>	<b>1,180,000</b>	<b>0</b>	<b>0</b>	<b>0</b>	<b>0</b>

	Federal Funds	State Funds	Local Funds	Total
<b>Agency Totals for Vancouver</b>	<b>6,236,700</b>	<b>3,450,000</b>	<b>23,330,800</b>	<b>33,017,500</b>

Washington State S. T. I. P.

2024 to 2027

(Project Funds to Nearest Dollar)

MPO/RTPO: RTC

Y Inside

N Outside

November 17, 2023

County: Clark

Agency: Washougal

Func Cls	Project Number	PIN	STIP ID	Imp Type	Total Project Length	Environmental Type	RW Required	Begin Termini	End Termini	Total Est. Cost of Project	STIP Amend. No.
04	7071(004)		WA-14870	21	1.160	CE	Yes	Addy Street	Stiles Road	896,000	

32nd Street from Addy Street to Stiles Road Corridor Improvements

Install profiled centerline and edge line pavement markings, widen shoulders, street lighting, and guardrail.

**Funding**

Phase	Start Date	Federal	Fund Code	Federal Funds		State Fund Code	State Funds	Local Funds	Total
RW	2024		HSIP	20,000			0	0	20,000
CN	2025		HSIP	762,000			0	0	762,000
<b>Project Totals</b>				<b>782,000</b>			<b>0</b>	<b>0</b>	<b>782,000</b>

**Expenditure Schedule**

Phase	1st	2nd	3rd	4th	5th & 6th
RW	20,000	0	0	0	0
CN	0	762,000	0	0	0
<b>Totals</b>	<b>20,000</b>	<b>762,000</b>	<b>0</b>	<b>0</b>	<b>0</b>

Washington State S. T. I. P.

2024 to 2027

(Project Funds to Nearest Dollar)

MPO/RTPO: RTC

Y Inside

N Outside

November 17, 2023

County: Clark

Agency: Washougal

Func Cls	Project Number	PIN	STIP ID	Imp Type	Total Project Length	Environmental Type	RW Required	Begin Termini	End Termini	Total Est. Cost of Project	STIP Amend. No.
04			WA-15063	22	0.200	CE	Yes	A Street	F Street	60,000,000	

32nd Street Rail Underpass Project

Construct a new underpass at 32nd Street under existing at grade rail crossing. Project will consist of new railroad bridge with an underpass structure for vehicles and trucks, with associated street enhancements.

**Funding**

Phase	Start Date	Federal	Fund Code	Federal Funds	State Fund Code	State Funds	Local Funds	Total
PE	2024		Discretionary	3,100,000	WSDOT	1,600,000	0	4,700,000
RW	2025		Discretionary	3,000,000	MAW	1,000,000	0	4,000,000
CN	2027		Discretionary	34,380,000	MAW	7,096,000	9,524,000	51,000,000
<b>Project Totals</b>				<b>40,480,000</b>		<b>9,696,000</b>	<b>9,524,000</b>	<b>59,700,000</b>

**Expenditure Schedule**

Phase	1st	2nd	3rd	4th	5th & 6th
PE	3,200,000	1,500,000	0	0	0
RW	0	2,000,000	2,000,000	0	0
CN	0	0	0	17,000,000	34,000,000
<b>Totals</b>	<b>3,200,000</b>	<b>3,500,000</b>	<b>2,000,000</b>	<b>17,000,000</b>	<b>34,000,000</b>

Washington State S. T. I. P.

2024 to 2027

(Project Funds to Nearest Dollar)

MPO/RTPO: RTC

Y Inside

N Outside

November 17, 2023

County: Clark

Agency: Washougal

Func Cls	Project Number	PIN	STIP ID	Imp Type	Total Project Length	Environmental Type	RW Required	Begin Termini	End Termini	Total Est. Cost of Project	STIP Amend. No.
04	7077(002)		WA-14241	28	0.530	CE	Yes	Main Street	Index Street	1,917,500	

S 27th Street Shared Use Path

A new separated shared use path along the east side of 27th Street between Main Street and Index Streets.

**Funding**

Phase	Start Date	Federal Fund Code	Federal Funds		State Fund Code	State Funds	Local Funds	Total
			Federal	Fund Code				
RW	2024	TA(UL)		216,250		0	33,750	250,000
CN	2026	TA(UL)		600,000		0	843,500	1,443,500
<b>Project Totals</b>				<b>816,250</b>		<b>0</b>	<b>877,250</b>	<b>1,693,500</b>

**Expenditure Schedule**

Phase	1st	2nd	3rd	4th	5th & 6th
RW	250,000	0	0	0	0
CN	0	0	1,443,500	0	0
<b>Totals</b>	<b>250,000</b>	<b>0</b>	<b>1,443,500</b>	<b>0</b>	<b>0</b>

		Federal Funds	State Funds	Local Funds	Total
<b>Agency Totals for Washougal</b>		<b>42,078,250</b>	<b>9,696,000</b>	<b>10,401,250</b>	<b>62,175,500</b>

Washington State S. T. I. P.

2024 to 2027

(Project Funds to Nearest Dollar)

MPO/RTPO: RTC

Y Inside

N Outside

November 17, 2023

County:

Agency: WSDOT - SW

Func Cls	Project Number	PIN	STIP ID	Imp Type	Total Project Length	Environmental Type	RW Required	Begin Termini	End Termini	Total Est. Cost of Project	STIP Amend. No.
00		BPSWRTC	BPSWRTC06	05		CE	No	Various	Various	91,497,087	

Asphalt/Chip Seal Preservation SW MPO - Clark County

Resurface the roadway with chip seal or hot mix asphalt to preserve the structural integrity of the roadway and extend the service life of the pavement.

The individual projects may be found at <http://www.wsdot.wa.gov/projects/search/> under the "Programmatic Projects in STIP" tab.

Funding

Phase	Start Date	Federal Fund Code	Federal Funds	State Fund Code	State Funds	Local Funds	Total
PE	2024	NHPP	491,131	MVA	36,840	0	527,971
PE	2025	NHPP	224,520	MVA	176,082	0	400,602
PE	2026		0	MVA	158,451	0	158,451
PE	2027		0	MVA	1,254,576	0	1,254,576
CN	2024	NHPP	4,537,057	MVA	2,051,558	0	6,588,615
CN	2024	STBG	453,163	MVA	1,969,880	0	2,423,043
CN	2025	NHPP	3,517,633	MVA	323,566	0	3,841,199
CN	2026	NHPP	20,503,932	MVA	3,462,976	0	23,966,908
CN	2027		0	MVA	1,375,258	0	1,375,258
<b>Project Totals</b>			<b>29,727,436</b>		<b>10,809,187</b>	<b>0</b>	<b>40,536,623</b>

Washington State S. T. I. P.

2024 to 2027

(Project Funds to Nearest Dollar)

MPO/RTPO: RTC

Y Inside

N Outside

November 17, 2023

County:

Agency: WSDOT - SW

Expenditure Schedule

Phase	1st	2nd	3rd	4th	5th & 6th
PE	527,972	400,602	158,451	1,254,576	0
CN	9,011,658	3,841,199	23,966,907	1,375,258	0
<b>Totals</b>	<b>9,539,630</b>	<b>4,241,801</b>	<b>24,125,358</b>	<b>2,629,834</b>	<b>0</b>



Washington State S. T. I. P.

2024 to 2027

(Project Funds to Nearest Dollar)

MPO/RTPO: RTC

Y Inside

N Outside

November 17, 2023

County:

Agency: WSDOT - SW

Func Cls	Project Number	PIN	STIP ID	Imp Type	Total Project Length	Environmental Type	RW Required	Begin Termini	End Termini	Total Est. Cost of Project	STIP Amend. No.
01		WPSWRT C	WPSWRTC06	05		CE	No	Various	Various	15,140,639	

Concrete Roadway Preservation SW MPO - Clark County

Replace broken and/or cracked concrete panels. The individual projects may be found at <http://www.wsdot.wa.gov/projects/search/> under the "Programmatic Projects in STIP" tab.

Funding

Phase	Start Date	Federal	Fund Code	Federal Funds		Local Funds	Total
				State Fund Code	State Funds		
PE	2024		NHPP	259,200	MVA	10,368	269,568
CN	2024		NHPP	974,164	MVA	19,483	993,647
CN	2025		NHPP	3,996,600	MVA	79,932	4,076,532
CN	2026		NHPP	7,032,753	MVA	140,655	7,173,408
<b>Project Totals</b>				<b>12,262,717</b>		<b>250,438</b>	<b>12,513,155</b>

Expenditure Schedule

Phase	1st	2nd	3rd	4th	5th & 6th
PE	269,568	0	0	0	0
CN	993,647	4,076,532	7,173,408	0	0
<b>Totals</b>	<b>1,263,215</b>	<b>4,076,532</b>	<b>7,173,408</b>	<b>0</b>	<b>0</b>

Washington State S. T. I. P.

2024 to 2027

(Project Funds to Nearest Dollar)

MPO/RTPO: RTC

Y Inside

N Outside

November 17, 2023

County:

Agency: WSDOT - SW

Func Cls	Project Number	PIN	STIP ID	Imp Type	Total Project Length	Environmental Type	RW Required	Begin Termini	End Termini	Total Est. Cost of Project	STIP Amend. No.
01		400525W	400525W06	44	0.770	CE	No	015.04	015.81	280,000	

I-5 Ridgefield Weigh Station - Improvement

Add Vehicle Weigh in Motion.

**Funding**

Phase	Start Date	Federal Funds		State Funds		Local Funds	Total
		Federal	Fund Code	State Fund Code	State Funds		
PE	2027					60,000	60,000
<b>Project Totals</b>		<b>0</b>			<b>0</b>	<b>60,000</b>	<b>60,000</b>

**Expenditure Schedule**

Phase	1st	2nd	3rd	4th	5th & 6th
PE	0	0	0	9,277	50,723
<b>Totals</b>	<b>0</b>	<b>0</b>	<b>0</b>	<b>9,277</b>	<b>50,723</b>

Washington State S. T. I. P.

2024 to 2027

(Project Funds to Nearest Dollar)

MPO/RTPO: RTC

Y Inside

N Outside

November 17, 2023

County:

Agency: WSDOT - SW

Func Cls	Project Number	PIN	STIP ID	Imp Type	Total Project Length	Environmental Type	RW Required	Begin Termini	End Termini	Total Est. Cost of Project	STIP Amend. No.
01		400525V	400525V06	44	0.770	CE	No	015.04	015.81	280,000	

I-5 Ridgefield Weigh Station - Improvement  
Add Vehicle Weigh in Motion

Funding

Phase	Start Date	Federal Funds		State Funds		Local Funds	Total
		Federal	Fund Code	State Fund Code	State Funds		
PE	2027					60,000	60,000
<b>Project Totals</b>		<b>0</b>			<b>0</b>	<b>60,000</b>	<b>60,000</b>

Expenditure Schedule

Phase	1st	2nd	3rd	4th	5th & 6th
PE	0	0	0	9,277	50,723
<b>Totals</b>	<b>0</b>	<b>0</b>	<b>0</b>	<b>9,277</b>	<b>50,723</b>

Washington State S. T. I. P.

2024 to 2027

(Project Funds to Nearest Dollar)

MPO/RTPO: RTC

Y Inside

N Outside

November 17, 2023

County:

Agency: WSDOT - SW

Func Cls	Project Number	PIN	STIP ID	Imp Type	Total Project Length	Environmental Type	RW Required	Begin Termini	End Termini	Total Est. Cost of Project	STIP Amend. No.
01		400527E	400527E06	47	0.160	CE	No	18.21	18.37	670,464	

I-5 SB E Fork Lewis River Bridge - Replace Expansion Joints

Replace Expansion Joints Bridge 5/36W

Funding

Phase	Start Date	Federal Fund Code	Federal Funds		State Fund Code	State Funds	Local Funds	Total
			Federal	Fund Code				
PE	2027	NHPP	114,048		MVA	4,752	0	118,800
<b>Project Totals</b>			<b>114,048</b>			<b>4,752</b>	<b>0</b>	<b>118,800</b>

Expenditure Schedule

Phase	1st	2nd	3rd	4th	5th & 6th
PE	0	0	0	21,449	97,351
<b>Totals</b>	<b>0</b>	<b>0</b>	<b>0</b>	<b>21,449</b>	<b>97,351</b>

Washington State S. T. I. P.

2024 to 2027

(Project Funds to Nearest Dollar)

MPO/RTPO: RTC

Y Inside

N Outside

November 17, 2023

County:

Agency: WSDOT - SW

Func Cls	Project Number	PIN	STIP ID	Imp Type	Total Project Length	Environmental Type	RW Required	Begin Termini	End Termini	Total Est. Cost of Project	STIP Amend. No.
01		400523I	400523I06A	03	1.070	EA	Yes	9.00	10.07	86,492,454	

I-5/179th Street Interchange - Interchange Improvements  
Construct Interchange and Roadway Improvements.

Funding

Phase	Start Date	Federal Fund Code	Federal Funds		State Fund Code	State Funds	Local Funds	Total
PE	2024			0	CWA	6,647,534	0	6,647,534
RW	2025			0	CWA	2,102,000	0	2,102,000
CN	2026			0	CWA	76,843,900	0	76,843,900
<b>Project Totals</b>				<b>0</b>		<b>85,593,434</b>	<b>0</b>	<b>85,593,434</b>

Expenditure Schedule

Phase	1st	2nd	3rd	4th	5th & 6th
PE	2,834,163	2,506,238	1,307,133	0	0
RW	0	2,102,000	0	0	0
CN	0	0	7,367,290	30,076,933	39,399,677
<b>Totals</b>	<b>2,834,163</b>	<b>4,608,238</b>	<b>8,674,423</b>	<b>30,076,933</b>	<b>39,399,677</b>

Washington State S. T. I. P.

2024 to 2027

(Project Funds to Nearest Dollar)

MPO/RTPO: RTC

Y Inside

N Outside

November 17, 2023

County:

Agency: WSDOT - SW

Func Cls	Project Number	PIN	STIP ID	Imp Type	Total Project Length	Environmental Type	RW Required	Begin Termini	End Termini	Total Est. Cost of Project	STIP Amend. No.
01		400519A	400519A06	10	0.270	EIS	Yes	0.00	0.27	2,823,815,124	

I-5/Columbia River Interstate Bridge - Replacement

Reevaluation of purpose and need and environmental permits, financial plan development, and reengagement with project stakeholders. See Oregon STIP Project I-5: Columbia River (Interstate) Bridge.

Funding

Phase	Start Date	Federal Fund Code	Federal Funds		Local Funds	Total		
			State Fund Code	State Funds				
PE	2024			0	MAW	37,500,000	0	37,500,000
PE	2025			0	MAW	5,000,000	0	5,000,000
PE	2026			0	MAW	5,000,000	0	5,000,000
PE	2027			0	MAW	6,000,000	0	6,000,000
RW	2024			0	MAW	75,000,000	0	75,000,000
RW	2025			0	MAW	12,500,000	0	12,500,000
RW	2026			0	MAW	12,500,000	0	12,500,000
RW	2027			0	MAW	3,500,000	0	3,500,000
<b>Project Totals</b>				<b>0</b>		<b>157,000,000</b>	<b>0</b>	<b>157,000,000</b>

Expenditure Schedule

Phase	1st	2nd	3rd	4th	5th & 6th
PE	37,500,000	5,000,000	5,000,000	6,000,000	0
RW	75,000,000	12,500,000	12,500,000	3,500,000	0
<b>Totals</b>	<b>112,500,000</b>	<b>17,500,000</b>	<b>17,500,000</b>	<b>9,500,000</b>	<b>0</b>

Washington State S. T. I. P.

2024 to 2027

(Project Funds to Nearest Dollar)

MPO/RTPO: RTC

Y Inside

N Outside

November 17, 2023

County:

Agency: WSDOT - SW

Func Cls	Project Number	PIN	STIP ID	Imp Type	Total Project Length	Environmental Type	RW Required	Begin Termini	End Termini	Total Est. Cost of Project	STIP Amend. No.
01	0051(294)	400512R	400512R06	11	1.800	CE	Yes	17.20	19.00	102,140,368	

I-5/E Fork Lewis River Bridge NB - Replace  
 Replace existing bridge with new structure.

**Funding**

Phase	Start Date	Federal Fund Code	Federal Funds		State Fund Code	State Funds	Local Funds	Total
			Federal	Fund Code				
PE	2024	NHPP	355,409	MVA	39,490	0	394,899	
RW	2024	NHPP	147,001	MVA	2,999	0	150,000	
CN	2024	HIP	6,475,137	MVA	132,146	0	6,607,283	
CN	2025	HIP	18,991,195	MVA	383,725	0	19,374,920	
CN	2025	NHPP	6,189,821	MVA	130,187	0	6,320,008	
CN	2026	NHPP	24,770,779	MVA	505,584	0	25,276,363	
CN	2027	NHPP	25,180,973	MVA	513,955	0	25,694,928	
<b>Project Totals</b>			<b>82,110,315</b>		<b>1,708,086</b>	<b>0</b>	<b>83,818,401</b>	

**Expenditure Schedule**

Phase	1st	2nd	3rd	4th	5th & 6th
PE	394,899	0	0	0	0
RW	150,000	0	0	0	0
CN	6,607,283	25,694,928	25,276,363	25,694,928	0
<b>Totals</b>	<b>7,152,182</b>	<b>25,694,928</b>	<b>25,276,363</b>	<b>25,694,928</b>	<b>0</b>

Washington State S. T. I. P.

2024 to 2027

(Project Funds to Nearest Dollar)

MPO/RTPO: RTC

Y Inside

N Outside

November 17, 2023

County:

Agency: WSDOT - SW

Func Cls	Project Number	PIN	STIP ID	Imp Type	Total Project Length	Environmental Type	RW Required	Begin Termini	End Termini	Total Est. Cost of Project	STIP Amend. No.
01		400523A	400523A06	47	0.110	CE	No	4.35	4.46	1,251,670	

I-5/I-5 Over NE 78th St - Replace Expansion Joints

Replace Expansion Joints.

**Funding**

Phase	Start Date	Federal	Fund Code	Federal Funds		State Fund Code	State Funds	Local Funds	Total
PE	2025		NHPP	148,243		MVA	6,177	0	154,420
CN	2027		NHPP	1,075,305		MVA	21,945	0	1,097,250
<b>Project Totals</b>				<b>1,223,548</b>			<b>28,122</b>	<b>0</b>	<b>1,251,670</b>

**Expenditure Schedule**

Phase	1st	2nd	3rd	4th	5th & 6th
PE	0	21,142	118,661	14,617	0
CN	0	0	0	1,049,794	47,456
<b>Totals</b>	<b>0</b>	<b>21,142</b>	<b>118,661</b>	<b>1,064,411</b>	<b>47,456</b>



Washington State S. T. I. P.

2024 to 2027

(Project Funds to Nearest Dollar)

MPO/RTPO: RTC

Y Inside

N Outside

November 17, 2023

County:

Agency: WSDOT - SW

Func Cls	Project Number	PIN	STIP ID	Imp Type	Total Project Length	Environmental Type	RW Required	Begin Termini	End Termini	Total Est. Cost of Project	STIP Amend. No.
01		400517V	400517V06	47	0.270	CE	No	0.00	0.27	515,447	

I-5/Interstate Bridge - Electrical Control System Upgrade

Upgrade electrical control system. ODOT-lead project.

Funding

Phase	Start Date	Federal	Fund Code	Federal Funds	State Fund Code	State Funds	Local Funds	Total
CN	2024			0	MVA	460,000	0	460,000
<b>Project Totals</b>				<b>0</b>		<b>460,000</b>	<b>0</b>	<b>460,000</b>

Expenditure Schedule

Phase	1st	2nd	3rd	4th	5th & 6th
CN	382,020	77,980	0	0	0
<b>Totals</b>	<b>382,020</b>	<b>77,980</b>	<b>0</b>	<b>0</b>	<b>0</b>

Washington State S. T. I. P.

2024 to 2027

(Project Funds to Nearest Dollar)

MPO/RTPO: RTC

Y Inside

N Outside

November 17, 2023

County:

Agency: WSDOT - SW

Func Cls	Project Number	PIN	STIP ID	Imp Type	Total Project Length	Environmental Type	RW Required	Begin Termini	End Termini	Total Est. Cost of Project	STIP Amend. No.
01	0051(312)	400520B	400520B06	14	0.240	CE	No	19.83	20.07	5,015,515	

I-5/N Fork Lewis River Bridge SB -Rehabilitation  
 Repair steel truss and concrete approach spans.

Also see SWW RTPO record. Costs shown are half of total.

**Funding**

Phase	Start Date	Federal	Fund Code	Federal Funds		State Funds		Local Funds	Total
				Federal Funds	State Fund Code	State Funds	Local Funds		
PE	2025		NHPP	246,593	MVA	10,274	0	256,867	
CN	2027		NHPP	4,614,474	MVA	94,173	0	4,708,647	
<b>Project Totals</b>				<b>4,861,067</b>		<b>104,447</b>	<b>0</b>	<b>4,965,514</b>	

**Expenditure Schedule**

Phase	1st	2nd	3rd	4th	5th & 6th
PE	0	156,418	87,438	13,011	0
CN	0	0	0	3,548,437	1,160,210
<b>Totals</b>	<b>0</b>	<b>156,418</b>	<b>87,438</b>	<b>3,561,448</b>	<b>1,160,210</b>

Washington State S. T. I. P.

2024 to 2027

(Project Funds to Nearest Dollar)

MPO/RTPO: RTC

Y Inside

N Outside

November 17, 2023

County:

Agency: WSDOT - SW

Func Cls	Project Number	PIN	STIP ID	Imp Type	Total Project Length	Environmental Type	RW Required	Begin Termini	End Termini	Total Est. Cost of Project	STIP Amend. No.
01		400523J	400523J06	47	0.100	CE	No	6.32	6.42	1,420,708	

I-5/Salmon Creek Bridges - Replace Expansion Joints  
 Replace Expansion Joints.

**Funding**

Phase	Start Date	Federal	Fund Code	Federal Funds		State Funds		Local Funds	Total
				Fund Code	Federal Funds	State Fund Code	State Funds		
PE	2025		NHPP		132,480	MVA	5,520	0	138,000
CN	2027		NHPP		1,257,054	MVA	25,654	0	1,282,708
<b>Project Totals</b>					<b>1,389,534</b>		<b>31,174</b>	<b>0</b>	<b>1,420,708</b>

**Expenditure Schedule**

Phase	1st	2nd	3rd	4th	5th & 6th
PE	0	20,073	112,659	5,268	0
CN	0	0	0	1,276,526	6,182
<b>Totals</b>	<b>0</b>	<b>20,073</b>	<b>112,659</b>	<b>1,281,794</b>	<b>6,182</b>

Washington State S. T. I. P.

2024 to 2027

(Project Funds to Nearest Dollar)

MPO/RTPO: RTC

Y Inside

N Outside

November 17, 2023

County:

Agency: WSDOT - SW

Func Cls	Project Number	PIN	STIP ID	Imp Type	Total Project Length	Environmental Type	RW Required	Begin Termini	End Termini	Total Est. Cost of Project	STIP Amend. No.
01		400027Q	400027Q06	21	4.750	CE	No	11.25	16.00	2,198,437	

I-5/Southbound SR 502 to Cowlitz Way - Ramp Meters

Install 3 ramp meters, mast arms, signal and camera SR502 to Cowlitz Way

**Funding**

Phase	Start Date	Federal Fund Code	Federal Funds	State Fund Code	State Funds	Local Funds	Total
PE	2025		0	MVA	193,553	0	193,553
CN	2027	CMAQ	1,200,000	MVA	404,884	0	1,604,884
CN	2027	CRP(UL)	400,000		0	0	400,000
<b>Project Totals</b>			<b>1,600,000</b>		<b>598,437</b>	<b>0</b>	<b>2,198,437</b>

**Expenditure Schedule**

Phase	1st	2nd	3rd	4th	5th & 6th
PE	0	193,553	0	0	0
CN	0	0	0	2,004,884	0
<b>Totals</b>	<b>0</b>	<b>193,553</b>	<b>0</b>	<b>2,004,884</b>	<b>0</b>

Washington State S. T. I. P.

2024 to 2027

(Project Funds to Nearest Dollar)

MPO/RTPO: RTC

Y Inside

N Outside

November 17, 2023

County:

Agency: WSDOT - SW

Func Cls	Project Number	PIN	STIP ID	Imp Type	Total Project Length	Environmental Type	RW Required	Begin Termini	End Termini	Total Est. Cost of Project	STIP Amend. No.
03		401423B	401423B06	47	0.200	CE	No	12.62	12.82	6,491,050	

SR 14/Camas Slough Bridge - Painting

Paint Camas Slough Bridge 014/025

Funding

Phase	Start Date	Federal Fund Code	Federal Funds	State Fund Code	State Funds	Local Funds	Total
PE	2027	NHPP	421,008	MVA	17,542	0	438,550
<b>Project Totals</b>			<b>421,008</b>		<b>17,542</b>	<b>0</b>	<b>438,550</b>

Expenditure Schedule

Phase	1st	2nd	3rd	4th	5th & 6th
PE	0	0	0	60,049	378,501
<b>Totals</b>	<b>0</b>	<b>0</b>	<b>0</b>	<b>60,049</b>	<b>378,501</b>

Washington State S. T. I. P.

2024 to 2027

(Project Funds to Nearest Dollar)

MPO/RTPO: RTC

Y Inside

N Outside

November 17, 2023

County:

Agency: WSDOT - SW

Func Cls	Project Number	PIN	STIP ID	Imp Type	Total Project Length	Environmental Type	RW Required	Begin Termini	End Termini	Total Est. Cost of Project	STIP Amend. No.
03		450026Q	450026Q06	21	0.070	CE	No	0.17	0.24	985,000	

SR 500/I-5 at 39th St - Corridor Connection

Construct westbound right-turn lane from E 39th Street to I-5 Northbound ramp.

Funding

Phase	Start Date	Federal	Fund Code	Federal Funds		State Fund Code	State Funds	Local Funds	Total
PE	2025		CMAQ	65,000		MVA	35,000	0	100,000
CN	2027		CMAQ	635,000		MVA	115,000	135,000	885,000
<b>Project Totals</b>				<b>700,000</b>			<b>150,000</b>	<b>135,000</b>	<b>985,000</b>

Expenditure Schedule

Phase	1st	2nd	3rd	4th	5th & 6th
PE	0	72,411	27,589	0	0
CN	0	0	885,000	0	0
<b>Totals</b>	<b>0</b>	<b>72,411</b>	<b>912,589</b>	<b>0</b>	<b>0</b>

Washington State S. T. I. P.

2024 to 2027

(Project Funds to Nearest Dollar)

MPO/RTPO: RTC

Y Inside

N Outside

November 17, 2023

County:

Agency: WSDOT - SW

Func Cls	Project Number	PIN	STIP ID	Imp Type	Total Project Length	Environmental Type	RW Required	Begin Termini	End Termini	Total Est. Cost of Project	STIP Amend. No.
03	0500(026)	450018S	450018S06	21	0.400	CE	Yes	16.05	16.45	8,213,778	

SR 500/NE Robinson Rd and NE 3rd St. - Intersection Safety Improvements

Intersection safety improvements, which could include roundabouts, turn lanes, signage or other improvements at SR 500/Robinson Road and SR 500/NE 3rd Street intersections

**Funding**

Phase	Start Date	Federal Fund Code	Federal Funds	State Fund Code	State Funds	Local Funds	Total
RW	2024	HSIP	1,143,072	MVA	23,328	0	1,166,400
CN	2024	HSIP	4,730,683	MVA	96,545	0	4,827,228
<b>Project Totals</b>			<b>5,873,755</b>		<b>119,873</b>	<b>0</b>	<b>5,993,628</b>

**Expenditure Schedule**

Phase	1st	2nd	3rd	4th	5th & 6th
RW	1,166,400	0	0	0	0
CN	67,942	4,759,286	0	0	0
<b>Totals</b>	<b>1,234,342</b>	<b>4,759,286</b>	<b>0</b>	<b>0</b>	<b>0</b>

Washington State S. T. I. P.

2024 to 2027

(Project Funds to Nearest Dollar)

MPO/RTPO: RTC

Y Inside

N Outside

November 17, 2023

County:

Agency: WSDOT - SW

Func Cls	Project Number	PIN	STIP ID	Imp Type	Total Project Length	Environmental Type	RW Required	Begin Termini	End Termini	Total Est. Cost of Project	STIP Amend. No.
04		450323P	450323P06A	14	0.090	CE	No	27.84	27.93	197,010	

SR 503/Lewis River (Yale) Bridge - Bridge Deck Rehab

Rehabilitate bridge deck.

This project is in Clark and Cowlitz Counties.

See also record for SWW RTPO.

Each record contains half the costs.

**Funding**

Phase	Start Date	Federal	Fund Code	Federal Funds	State Fund Code	State Funds	Local Funds	Total
PE	2024		NHPP	67,579	MVA	2,816	0	70,395
CN	2025		NHPP	124,082	MVA	2,533	0	126,615
<b>Project Totals</b>				<b>191,661</b>		<b>5,349</b>	<b>0</b>	<b>197,010</b>

**Expenditure Schedule**

Phase	1st	2nd	3rd	4th	5th & 6th
PE	59,960	10,435	0	0	0
CN	0	104,930	21,685	0	0
<b>Totals</b>	<b>59,960</b>	<b>115,365</b>	<b>21,685</b>	<b>0</b>	<b>0</b>



Washington State S. T. I. P.

2024 to 2027

(Project Funds to Nearest Dollar)

MPO/RTPO: RTC

Y Inside

N Outside

November 17, 2023

County:

Agency: WSDOT - SW

Func Cls	Project Number	PIN	STIP ID	Imp Type	Total Project Length	Environmental Type	RW Required	Begin Termini	End Termini	Total Est. Cost of Project	STIP Amend. No.
04	0503(041)	450323I	450323I06	21	0.550	CE	No	13.35	13.90	1,421,731	

SR 503/NE Rock Creek Rd - Intersection Improvements

Provide safety improvements at intersection.

**Funding**

Phase	Start Date	Federal Fund Code	Federal Funds		State Fund Code	State Funds	Local Funds	Total
			Federal	Fund Code				
RW	2024	HSIP		196,000	MVA	4,000	0	200,000
CN	2024	HSIP		844,309	MVA	17,231	0	861,540
<b>Project Totals</b>				<b>1,040,309</b>		<b>21,231</b>	<b>0</b>	<b>1,061,540</b>

**Expenditure Schedule**

Phase	1st	2nd	3rd	4th	5th & 6th
RW	200,000	0	0	0	0
CN	802,702	58,838	0	0	0
<b>Totals</b>	<b>1,002,702</b>	<b>58,838</b>	<b>0</b>	<b>0</b>	<b>0</b>

	Federal Funds	State Funds	Local Funds	Total
<b>Agency Totals for WSDOT - SW</b>	<b>141,515,398</b>	<b>256,902,072</b>	<b>255,000</b>	<b>398,672,470</b>

Washington State S. T. I. P.

2024 to 2027

(Project Funds to Nearest Dollar)

MPO/RTPO: RTC

N Inside

Y Outside

November 17, 2023

County: Klickitat

Agency: Klickitat Co.

Func Cls	Project Number	PIN	STIP ID	Imp Type	Total Project Length	Environmental Type	RW Required	Begin Termini	End Termini	Total Est. Cost of Project	STIP Amend. No.
05	Z920(004)		WA-14844	47		CE	No	Various	Various	582,736	

Bundle #1 - Preventative Maint. - Expansion Joint Repair

The project will replace failing joints on four bridges (structure numbers 08218700, 08118500, 07980600 and 08344400) and in addition, work on two of the four structures (07980600 & 08118500) will also include installation of a moisture barrier and asphalt overlay.

Funding

Phase	Start Date	Federal Fund Code	Federal Funds	State Fund Code	State Funds	Local Funds	Total
CN	2024	BR	434,464		0	17,636	452,100
<b>Project Totals</b>			<b>434,464</b>		<b>0</b>	<b>17,636</b>	<b>452,100</b>

Expenditure Schedule

Phase	1st	2nd	3rd	4th	5th & 6th
CN	452,100	0	0	0	0
<b>Totals</b>	<b>452,100</b>	<b>0</b>	<b>0</b>	<b>0</b>	<b>0</b>

Washington State S. T. I. P.

2024 to 2027

(Project Funds to Nearest Dollar)

MPO/RTPO: RTC

N Inside

Y Outside

November 17, 2023

County: Klickitat

Agency: Klickitat Co.

Func Cls	Project Number	PIN	STIP ID	Imp Type	Total Project Length	Environmental Type	RW Required	Begin Termini	End Termini	Total Est. Cost of Project	STIP Amend. No.
05	Z920(003)		WA-14847	47		CE	No	Various	Various	1,817,414	

Bundle #2 - Preventative Maint. - Bearing Repairs

This project includes jacking the existing superstructure up in order to provide necessary clearance to access and replace/reset the existing deficient bearing pads and repair damaged bearing seats as required. Structures include: 08665000, 08329700, 08581700, 08211300, 08157300 & 08045300.

Funding

Phase	Start Date	Federal Fund Code	Federal Funds		State Funds	Local Funds	Total
			Federal Funds	State Fund Code			
CN	2024	BR	1,354,886		0	55,014	1,409,900
<b>Project Totals</b>			<b>1,354,886</b>		<b>0</b>	<b>55,014</b>	<b>1,409,900</b>

Expenditure Schedule

Phase	1st	2nd	3rd	4th	5th & 6th
CN	1,409,900	0	0	0	0
<b>Totals</b>	<b>1,409,900</b>	<b>0</b>	<b>0</b>	<b>0</b>	<b>0</b>

Washington State S. T. I. P.

2024 to 2027

(Project Funds to Nearest Dollar)

MPO/RTPO: RTC

N Inside

Y Outside

November 17, 2023

County: Klickitat

Agency: Klickitat Co.

Func Cls	Project Number	PIN	STIP ID	Imp Type	Total Project Length	Environmental Type	RW Required	Begin Termini	End Termini	Total Est. Cost of Project	STIP Amend. No.
05	2020(052)		WA-14846	47		CE	No	Various	Various	977,906	

Bundle - Preventative Maint. - Deck Repair

This project includes scarifying the existing deck surfaces, and sealing existing cracks with a thin overlay. Structures include: 08218700, 08825400, 08258800, 08124700 & 08600800.

Funding

Phase	Start Date	Federal Fund Code	Federal Funds	State Fund Code	State Funds	Local Funds	Total
CN	2024	BR	728,994		0	29,606	758,600
<b>Project Totals</b>			<b>728,994</b>		<b>0</b>	<b>29,606</b>	<b>758,600</b>

Expenditure Schedule

Phase	1st	2nd	3rd	4th	5th & 6th
CN	758,600	0	0	0	0
<b>Totals</b>	<b>758,600</b>	<b>0</b>	<b>0</b>	<b>0</b>	<b>0</b>

Washington State S. T. I. P.

2024 to 2027

(Project Funds to Nearest Dollar)

MPO/RTPO: RTC

N Inside

Y Outside

November 17, 2023

County: Klickitat

Agency: Klickitat Co.

Func Cls	Project Number	PIN	STIP ID	Imp Type	Total Project Length	Environmental Type	RW Required	Begin Termini	End Termini	Total Est. Cost of Project	STIP Amend. No.
05			WA-15551	21	0.000	CE	No	County Wide	County Wide	600,000	

Curve Warning Signs and Guide Posts

Add and/or update curve warning signs and guideposts to Alderdale Road (#46970), East Road (#45000), Pine Forest (#26600), Six Prong Road (#45400), Dot Road (#38000), Sand Ridge Road (#49170) and Hale Road (#46180).

**Funding**

Phase	Start Date	Federal	Fund Code	Federal Funds	State Fund Code	State Funds	Local Funds	Total
PE	2024			0	MAW	50,000	0	50,000
CN	2025			0	MAW	550,000	0	550,000
<b>Project Totals</b>				<b>0</b>		<b>600,000</b>	<b>0</b>	<b>600,000</b>

**Expenditure Schedule**

Phase	1st	2nd	3rd	4th	5th & 6th
PE	50,000	0	0	0	0
CN	0	550,000	0	0	0
<b>Totals</b>	<b>50,000</b>	<b>550,000</b>	<b>0</b>	<b>0</b>	<b>0</b>

Washington State S. T. I. P.

2024 to 2027

(Project Funds to Nearest Dollar)

MPO/RTPO: RTC

N Inside

Y Outside

November 17, 2023

County: Klickitat

Agency: Klickitat Co.

Func Cls	Project Number	PIN	STIP ID	Imp Type	Total Project Length	Environmental Type	RW Required	Begin Termini	End Termini	Total Est. Cost of Project	STIP Amend. No.
05			WA-15061	10	1.000	EIS	Yes	SR-14	E Marina Drive	500,000,000	

Hood River White Salmon Bridge Replacement

Replacement of the existing Hood River White Salmon Bridge connecting the City of White Salmon in Washington and the City of Hood River in Oregon. The project connects to SR 14 in Washington and at the intersection of Marina Way and Button Bridge Road in Oregon.

Funding

Phase	Start Date	Federal	Fund Code	Federal Funds	State Fund Code	State Funds	Local Funds	Total
PE	2025			0		0	1,250,000	1,250,000
<b>Project Totals</b>				<b>0</b>		<b>0</b>	<b>1,250,000</b>	<b>1,250,000</b>

Expenditure Schedule

Phase	1st	2nd	3rd	4th	5th & 6th
PE	0	1,250,000	0	0	0
<b>Totals</b>	<b>0</b>	<b>1,250,000</b>	<b>0</b>	<b>0</b>	<b>0</b>

Washington State S. T. I. P.

2024 to 2027

(Project Funds to Nearest Dollar)

MPO/RTPO: RTC

N Inside

Y Outside

November 17, 2023

County: Klickitat

Agency: Klickitat Co.

Func Cls	Project Number	PIN	STIP ID	Imp Type	Total Project Length	Environmental Type	RW Required	Begin Termini	End Termini	Total Est. Cost of Project	STIP Amend. No.
00			WA-15552	21	0.000	CE	No	County Wide	County Wide	175,000	

Safety Plan Update

Update the County Road Safety Plan

**Funding**

Phase	Start Date	Federal	Fund Code	Federal Funds		State Fund Code	State Funds	Local Funds	Total
PL	2024		HSIP	175,000			0	0	175,000
<b>Project Totals</b>				<b>175,000</b>			<b>0</b>	<b>0</b>	<b>175,000</b>

**Expenditure Schedule**

Phase	1st	2nd	3rd	4th	5th & 6th
PL	175,000	0	0	0	0
<b>Totals</b>	<b>175,000</b>	<b>0</b>	<b>0</b>	<b>0</b>	<b>0</b>

Washington State S. T. I. P.

2024 to 2027

(Project Funds to Nearest Dollar)

MPO/RTPO: RTC

N Inside

Y Outside

November 17, 2023

County: Klickitat

Agency: Klickitat Co.

Func Cls	Project Number	PIN	STIP ID	Imp Type	Total Project Length	Environmental Type	RW Required	Begin Termini	End Termini	Total Est. Cost of Project	STIP Amend. No.
05			WA-15550	21	0.000	CE	No	County Wide	County Wide	176,000	

White Plastic Edge Line

Install white plastic edge lines to Bickleton Hwy (#34000), Trout Lake Hwy (#17000), Hoctor Road (#33000), Simcoe Mountain Road (#23900) and Warner Road (#16760).

**Funding**

Phase	Start Date	Federal	Fund Code	Federal Funds	State Fund Code	State Funds	Local Funds	Total
PE	2024			0	MAW	16,000	0	16,000
CN	2025			0	MAW	160,000	0	160,000
<b>Project Totals</b>				<b>0</b>		<b>176,000</b>	<b>0</b>	<b>176,000</b>

**Expenditure Schedule**

Phase	1st	2nd	3rd	4th	5th & 6th
PE	16,000	0	0	0	0
CN	0	160,000	0	0	0
<b>Totals</b>	<b>16,000</b>	<b>160,000</b>	<b>0</b>	<b>0</b>	<b>0</b>

	Federal Funds	State Funds	Local Funds	Total
<b>Agency Totals for Klickitat Co.</b>	<b>2,693,344</b>	<b>776,000</b>	<b>1,352,256</b>	<b>4,821,600</b>



Washington State S. T. I. P.

2024 to 2027

(Project Funds to Nearest Dollar)

MPO/RTPO: RTC

N Inside

Y Outside

November 17, 2023

County: Skamania

Agency: Skamania Co.

Func Cls	Project Number	PIN	STIP ID	Imp Type	Total Project Length	Environmental Type	RW Required	Begin Termini	End Termini	Total Est. Cost of Project	STIP Amend. No.
05			WA-15569	21	0.000	CE	No	Countywide	Countywide	3,162,000	

2023 Regulatory Signs & Guardrail Project  
Install/upgrade regulatory signs and guardrail.

**Funding**

Phase	Start Date	Federal	Fund Code	Federal Funds		State Funds		Local Funds	Total
				Federal	State	State	Federal		
PE	2024		HSIP	1,140,000		0	0	0	1,140,000
CN	2026		HSIP	2,022,000		0	0	0	2,022,000
<b>Project Totals</b>				<b>3,162,000</b>		<b>0</b>	<b>0</b>	<b>0</b>	<b>3,162,000</b>

**Expenditure Schedule**

Phase	1st	2nd	3rd	4th	5th & 6th
PE	500,000	640,000	0	0	0
CN	0	0	2,000,000	22,000	0
<b>Totals</b>	<b>500,000</b>	<b>640,000</b>	<b>2,000,000</b>	<b>22,000</b>	<b>0</b>

Washington State S. T. I. P.

2024 to 2027

(Project Funds to Nearest Dollar)

MPO/RTPO: RTC

N Inside

Y Outside

November 17, 2023

County: Skamania

Agency: Skamania Co.

Func Cls	Project Number	PIN	STIP ID	Imp Type	Total Project Length	Environmental Type	RW Required	Begin Termini	End Termini	Total Est. Cost of Project	STIP Amend. No.
07	2030(008)		WA-14018	14	0.010	CE	Yes	Buck Creek Bridge	Buck Creek Bridge	750,000	

Buck Creek Bridge

Repair scour critical Buck Creek Bridge.

**Funding**

Phase	Start Date	Federal	Fund Code	Federal Funds	State Fund Code	State Funds	Local Funds	Total
RW	2024		BR	50,000		0	0	50,000
CN	2025		BR	131,000		0	168,800	299,800
<b>Project Totals</b>				<b>181,000</b>		<b>0</b>	<b>168,800</b>	<b>349,800</b>

**Expenditure Schedule**

Phase	1st	2nd	3rd	4th	5th & 6th
RW	50,000	0	0	0	0
CN	0	4,800	295,000	0	0
<b>Totals</b>	<b>50,000</b>	<b>4,800</b>	<b>295,000</b>	<b>0</b>	<b>0</b>

Washington State S. T. I. P.

2024 to 2027

(Project Funds to Nearest Dollar)

MPO/RTPO: RTC

N Inside

Y Outside

November 17, 2023

County: Skamania

Agency: Skamania Co.

Func Cls	Project Number	PIN	STIP ID	Imp Type	Total Project Length	Environmental Type	RW Required	Begin Termini	End Termini	Total Est. Cost of Project	STIP Amend. No.
04			WA-15526	49	0.000	CE	No	Countywide	Countywide	75,000	

High Cost Bridge Inspections Project

Perform bridge inspections. Project is fully funded with federal funds using Toll Credits as local match.

**Funding**

Phase	Start Date	Federal Fund Code	Federal Funds		State Fund Code	State Funds	Local Funds	Total
			Federal	Fund Code				
PL	2024	STBG(R)	75,000			0	0	75,000
<b>Project Totals</b>			<b>75,000</b>			<b>0</b>	<b>0</b>	<b>75,000</b>

**Expenditure Schedule**

Phase	1st	2nd	3rd	4th	5th & 6th
PL	75,000	0	0	0	0
<b>Totals</b>	<b>75,000</b>	<b>0</b>	<b>0</b>	<b>0</b>	<b>0</b>

Washington State S. T. I. P.

2024 to 2027

(Project Funds to Nearest Dollar)

MPO/RTPO: RTC

N Inside

Y Outside

November 17, 2023

County: Skamania

Agency: Skamania Co.

Func Cls	Project Number	PIN	STIP ID	Imp Type	Total Project Length	Environmental Type	RW Required	Begin Termini	End Termini	Total Est. Cost of Project	STIP Amend. No.
06	2030(009)		WA-15212	06	1.340	CE	Yes	MP 11.62	MP 12.96	3,950,000	

Washougal River Road

Widen existing narrow roadway, correct deficiencies of the roadway structure, horizontal curves, and clear zone hazards.

**Funding**

Phase	Start Date	Federal Fund Code	Federal Funds		State Fund Code	State Funds	Local Funds	Total
			Federal	Fund Code				
RW	2024					0	250,000	250,000
CN	2026	STBG(R)	281,000		CRAB	1,350,000	44,000	1,675,000
<b>Project Totals</b>			<b>281,000</b>			<b>1,350,000</b>	<b>294,000</b>	<b>1,925,000</b>

**Expenditure Schedule**

Phase	1st	2nd	3rd	4th	5th & 6th
RW	25,000	225,000	0	0	0
CN	0	0	1,675,000	0	0
<b>Totals</b>	<b>25,000</b>	<b>225,000</b>	<b>1,675,000</b>	<b>0</b>	<b>0</b>

Washington State S. T. I. P.

2024 to 2027

(Project Funds to Nearest Dollar)

MPO/RTPO: RTC

N Inside

Y Outside

November 17, 2023

County: Skamania

Agency: Skamania Co.

Func Cls	Project Number	PIN	STIP ID	Imp Type	Total Project Length	Environmental Type	RW Required	Begin Termini	End Termini	Total Est. Cost of Project	STIP Amend. No.
04	30A3(001)		WA-14832	05	0.480	CE	No	MP 0.40	MP 0.88	750,000	

Wind River Road Pavement Preservation

Resurfacing the road and improving roadside/traffic safety elements. Project is fully funded with federal funds using Toll Credits as local match.

**Funding**

Phase	Start Date	Federal Fund Code	Federal Funds	State Fund Code	State Funds	Local Funds	Total
CN	2025	STBG(R)	549,000		0	0	549,000
<b>Project Totals</b>			<b>549,000</b>		<b>0</b>	<b>0</b>	<b>549,000</b>

**Expenditure Schedule**

Phase	1st	2nd	3rd	4th	5th & 6th
CN	0	549,000	0	0	0
<b>Totals</b>	<b>0</b>	<b>549,000</b>	<b>0</b>	<b>0</b>	<b>0</b>

Washington State S. T. I. P.

2024 to 2027

(Project Funds to Nearest Dollar)

MPO/RTPO: RTC

N Inside

Y Outside

November 17, 2023

County: Skamania

Agency: Skamania Co.

Func Cls	Project Number	PIN	STIP ID	Imp Type	Total Project Length	Environmental Type	RW Required	Begin Termini	End Termini	Total Est. Cost of Project	STIP Amend. No.
04			WA-15038	03	0.200	CE	No	0.20	0.40	5,332,000	

Wind River Road Slide Reconstruction Project

Resurfacing and shoulder widening and improving structural capacity, drainage and roadside/traffic safety elements. Project is fully funded with federal funds using Toll Credits as local match.

Funding

Phase	Start Date	Federal	Fund Code	Federal Funds	State Fund Code	State Funds	Local Funds	Total
CN	2026		WFL	4,569,800		0	0	4,569,800
<b>Project Totals</b>				<b>4,569,800</b>		<b>0</b>	<b>0</b>	<b>4,569,800</b>

Expenditure Schedule

Phase	1st	2nd	3rd	4th	5th & 6th
CN	0	0	4,549,800	15,000	5,000
<b>Totals</b>	<b>0</b>	<b>0</b>	<b>4,549,800</b>	<b>15,000</b>	<b>5,000</b>

	Federal Funds	State Funds	Local Funds	Total
<b>Agency Totals for Skamania Co.</b>	<b>8,817,800</b>	<b>1,350,000</b>	<b>462,800</b>	<b>10,630,600</b>

Washington State S. T. I. P.

2024 to 2027

(Project Funds to Nearest Dollar)

MPO/RTPO: RTC

N Inside

Y Outside

November 17, 2023

County: Skamania

Agency: Stevenson

Func Cls	Project Number	PIN	STIP ID	Imp Type	Total Project Length	Environmental Type	RW Required	Begin Termini	End Termini	Total Est. Cost of Project	STIP Amend. No.
03	30A2(001)		WA-12148	28	0.230	DCE	No	West of Columbia Av.	Lutheran Church Road	1,248,250	

1st Street Pedestrian Amenities & Overlook

The project will include crosswalk striping, vegetated curb extensions, new sidewalk, pedestrian overlook, path connecting to existing waterfront path, and streetscaping.

**Funding**

Phase	Start Date	Federal	Fund Code	Federal Funds	State Fund Code	State Funds	Local Funds	Total
CN	2024		TA(R)	663,000		0	221,186	884,186
<b>Project Totals</b>				<b>663,000</b>		<b>0</b>	<b>221,186</b>	<b>884,186</b>

**Expenditure Schedule**

Phase	1st	2nd	3rd	4th	5th & 6th
CN	884,186	0	0	0	0
<b>Totals</b>	<b>884,186</b>	<b>0</b>	<b>0</b>	<b>0</b>	<b>0</b>

	Federal Funds	State Funds	Local Funds	Total
<b>Agency Totals for Stevenson</b>	<b>663,000</b>	<b>0</b>	<b>221,186</b>	<b>884,186</b>

Washington State S. T. I. P.

2024 to 2027

(Project Funds to Nearest Dollar)

MPO/RTPO: RTC

N Inside

Y Outside

November 17, 2023

County:

Agency: WSDOT - SW

Func Cls	Project Number	PIN	STIP ID	Imp Type	Total Project Length	Environmental Type	RW Required	Begin Termini	End Termini	Total Est. Cost of Project	STIP Amend. No.
00		BPSWRTP	BPSWRTP020	05		CE	No	Various	Various	82,692,349	

Asphalt/Chip Seal Preservation SW RTPO - Skamania & Klickitat Counties

Resurface the roadway with chip seal or hot mix asphalt to preserve the structural integrity of the roadway and extend the service life of the pavement. The individual projects may be found at <http://www.wsdot.wa.gov/projects/search/> under the "Programmatic Projects in STIP" tab.

Funding

Phase	Start Date	Federal	Fund Code	Federal Funds		State Fund Code	State Funds	Local Funds	Total
PE	2024		NHPP	1,109,483		MVA	676,099	0	1,785,582
PE	2025		STBG	1,420,983		MVA	1,050,084	0	2,471,067
PE	2026			0		MVA	1,517,251	0	1,517,251
PE	2027			0		MVA	574,082	0	574,082
CN	2024		STBG	1,110,260		MVA	22,205	0	1,132,465
CN	2025		NHPP	186,175		MVA	1,894,204	0	2,080,379
CN	2025		STBG	232,861		MVA	1,895,136	0	2,127,997
CN	2026		NHPP	221,889		MVA	475,120	0	697,009
CN	2026		STBG	589,007		MVA	482,461	0	1,071,468
CN	2027		NHPP	5,913,911		MVA	4,111,218	0	10,025,129
CN	2027		STBG	5,938,806		MVA	4,111,716	0	10,050,522
<b>Project Totals</b>				<b>16,723,375</b>			<b>16,809,576</b>	<b>0</b>	<b>33,532,951</b>



Washington State S. T. I. P.

2024 to 2027

(Project Funds to Nearest Dollar)

MPO/RTPO: RTC

N Inside

Y Outside

November 17, 2023

County:

Agency: WSDOT - SW

Expenditure Schedule

Phase	1st	2nd	3rd	4th	5th & 6th
PE	1,785,582	2,471,067	1,517,251	574,082	0
CN	1,132,465	4,208,376	1,768,477	20,075,651	0
<b>Totals</b>	<b>2,918,047</b>	<b>6,679,443</b>	<b>3,285,728</b>	<b>20,649,733</b>	<b>0</b>

Washington State S. T. I. P.

2024 to 2027

(Project Funds to Nearest Dollar)

MPO/RTPO: RTC

N Inside

Y Outside

November 17, 2023

County:

Agency: WSDOT - SW

Func Cls	Project Number	PIN	STIP ID	Imp Type	Total Project Length	Environmental Type	RW Required	Begin Termini	End Termini	Total Est. Cost of Project	STIP Amend. No.
03		401414T	401414T30	44	0.150	CE	No	63.05	63.20	1,634,557	

SR 14/0.4 Miles West of Skamania/Klickitat Co. Line - Unstable Slope

Realign highway to avoid rockfall from near vertical slope #1305

Funding

Phase	Start Date	Federal Fund Code	Federal Funds		State Fund Code	State Funds	Local Funds	Total
			Federal	Fund Code				
PE	2027	NHPP	185,924		MVA	7,746	0	193,670
<b>Project Totals</b>			<b>185,924</b>			<b>7,746</b>	<b>0</b>	<b>193,670</b>

Expenditure Schedule

Phase	1st	2nd	3rd	4th	5th & 6th
PE	0	0	0	26,964	166,706
<b>Totals</b>	<b>0</b>	<b>0</b>	<b>0</b>	<b>26,964</b>	<b>166,706</b>

Washington State S. T. I. P.

2024 to 2027

(Project Funds to Nearest Dollar)

MPO/RTPO: RTC

N Inside

Y Outside

November 17, 2023

County:

Agency: WSDOT - SW

Func Cls	Project Number	PIN	STIP ID	Imp Type	Total Project Length	Environmental Type	RW Required	Begin Termini	End Termini	Total Est. Cost of Project	STIP Amend. No.
03		401422S	401422S30	44	0.100	CE	Yes	25.80	25.90	2,106,293	

SR 14/0.6 Miles West of Salmon Falls Road Vicinity - Slope Stabilization  
Slope Stabilization

Funding

Phase	Start Date	Federal Fund Code	Federal Funds	State Fund Code	State Funds	Local Funds	Total
PE	2027	NHPP	303,341	MVA	12,639	0	315,980
<b>Project Totals</b>			<b>303,341</b>		<b>12,639</b>	<b>0</b>	<b>315,980</b>

Expenditure Schedule

Phase	1st	2nd	3rd	4th	5th & 6th
PE	0	0	0	43,994	271,986
<b>Totals</b>	<b>0</b>	<b>0</b>	<b>0</b>	<b>43,994</b>	<b>271,986</b>

Washington State S. T. I. P.

2024 to 2027

(Project Funds to Nearest Dollar)

MPO/RTPO: RTC

N Inside

Y Outside

November 17, 2023

County:

Agency: WSDOT - SW

Func Cls	Project Number	PIN	STIP ID	Imp Type	Total Project Length	Environmental Type	RW Required	Begin Termini	End Termini	Total Est. Cost of Project	STIP Amend. No.
03	0014(089)	401421F	401421F30	44	0.070	CE	No	54.70	54.77	659,840	

SR 14/1.6 Miles West of Cook-Underwood Rd. - Slope Stabilization

Repair rockfall fence.

Funding

Phase	Start Date	Federal Fund Code	Federal Funds		State Fund Code	State Funds	Local Funds	Total
			Federal	Fund Code				
CN	2027	NHPP	423,763		MVA	8,648	0	432,411
<b>Project Totals</b>			<b>423,763</b>			<b>8,648</b>	<b>0</b>	<b>432,411</b>

Expenditure Schedule

Phase	1st	2nd	3rd	4th	5th & 6th
CN	0	0	0	420,140	12,271
<b>Totals</b>	<b>0</b>	<b>0</b>	<b>0</b>	<b>420,140</b>	<b>12,271</b>

Washington State S. T. I. P.

2024 to 2027

(Project Funds to Nearest Dollar)

MPO/RTPO: RTC

N Inside

Y Outside

November 17, 2023

County:

Agency: WSDOT - SW

Func Cls	Project Number	PIN	STIP ID	Imp Type	Total Project Length	Environmental Type	RW Required	Begin Termini	End Termini	Total Est. Cost of Project	STIP Amend. No.
03		401419B	401419B20	22	0.120	CE	Yes	66.59	66.71	34,345,000	

SR 14/E of Bingen - Port of Klickitat Access Improvements

Improve access to the Port of Klickitat.

Funding

Phase	Start Date	Federal Funds		State Fund Code	State Funds	Local Funds	Total
		Federal	Fund Code				
RW	2024	0		CWA	400,000	0	400,000
CN	2024	0		CWA	23,845,000	0	23,845,000
<b>Project Totals</b>		<b>0</b>			<b>24,245,000</b>	<b>0</b>	<b>24,245,000</b>

Expenditure Schedule

Phase	1st	2nd	3rd	4th	5th & 6th
RW	400,000	0	0	0	0
CN	4,479,922	10,282,331	9,082,747	0	0
<b>Totals</b>	<b>4,879,922</b>	<b>10,282,331</b>	<b>9,082,747</b>	<b>0</b>	<b>0</b>

Washington State S. T. I. P.

2024 to 2027

(Project Funds to Nearest Dollar)

MPO/RTPO: RTC

N Inside

Y Outside

November 17, 2023

County:

Agency: WSDOT - SW

Func Cls	Project Number	PIN	STIP ID	Imp Type	Total Project Length	Environmental Type	RW Required	Begin Termini	End Termini	Total Est. Cost of Project	STIP Amend. No.
03		401414G	401414G30	44	0.090	CE	No	25.13	25.22	500,155	

SR 14/E of Slide Bridge - Repair Crib Wall

Repair or replace deteriorating timber crib wall just east of bridge 14/104.

**Funding**

Phase	Start Date	Federal Fund Code	Federal Funds		State Fund Code	State Funds	Local Funds	Total
			Federal	Fund Code				
PE	2024	NHPP	203,021		MVA	8,459	0	211,480
CN	2025	NHPP	282,902		MVA	5,773	0	288,675
<b>Project Totals</b>			<b>485,923</b>			<b>14,232</b>	<b>0</b>	<b>500,155</b>

**Expenditure Schedule**

Phase	1st	2nd	3rd	4th	5th & 6th
PE	180,354	31,126	0	0	0
CN	0	199,787	88,888	0	0
<b>Totals</b>	<b>180,354</b>	<b>230,913</b>	<b>88,888</b>	<b>0</b>	<b>0</b>

Washington State S. T. I. P.

2024 to 2027

(Project Funds to Nearest Dollar)

MPO/RTPO: RTC

N Inside

Y Outside

November 17, 2023

County:

Agency: WSDOT - SW

Func Cls	Project Number	PIN	STIP ID	Imp Type	Total Project Length	Environmental Type	RW Required	Begin Termini	End Termini	Total Est. Cost of Project	STIP Amend. No.
03		401421S	401421S30	44	0.170	CE	Yes	25.00	25.17	3,735,653	

SR 14/West End of Cape Horn Slide Bridge Vicinity - Slope Stabilization\_  
Slope Stabilization

Funding

Phase	Start Date	Federal Fund Code	Federal Funds		State Fund Code	State Funds	Local Funds	Total
			Federal	Fund Code				
PE	2027	NHPP	326,765		MVA	13,615	0	340,380
<b>Project Totals</b>			<b>326,765</b>			<b>13,615</b>	<b>0</b>	<b>340,380</b>

Expenditure Schedule

Phase	1st	2nd	3rd	4th	5th & 6th
PE	0	0	0	47,393	292,987
<b>Totals</b>	<b>0</b>	<b>0</b>	<b>0</b>	<b>47,393</b>	<b>292,987</b>

Washington State S. T. I. P.

2024 to 2027

(Project Funds to Nearest Dollar)

MPO/RTPO: RTC

N Inside

Y Outside

November 17, 2023

County:

Agency: WSDOT - SW

Func Cls	Project Number	PIN	STIP ID	Imp Type	Total Project Length	Environmental Type	RW Required	Begin Termini	End Termini	Total Est. Cost of Project	STIP Amend. No.
05		414214A	414214A20	28	0.700	CE	Yes	12.58	13.28	906,572	

SR 142/Lyle to Little Klickitat River Br - ADA

Upgrade ADA facilities

Funding

Phase	Start Date	Federal Funds		State Funds		Local Funds	Total
		Federal	Fund Code	State Fund Code	State Funds		
RW	2024	0		MVA	51,000	0	51,000
CN	2024	0		MVA	249,664	0	249,664
<b>Project Totals</b>		<b>0</b>			<b>300,664</b>	<b>0</b>	<b>300,664</b>

Expenditure Schedule

Phase	1st	2nd	3rd	4th	5th & 6th
RW	51,000	0	0	0	0
CN	220,313	29,351	0	0	0
<b>Totals</b>	<b>271,313</b>	<b>29,351</b>	<b>0</b>	<b>0</b>	<b>0</b>



Washington State S. T. I. P.

2024 to 2027

(Project Funds to Nearest Dollar)

MPO/RTPO: RTC

N Inside

Y Outside

November 17, 2023

County:

Agency: WSDOT - SW

Func Cls	Project Number	PIN	STIP ID	Imp Type	Total Project Length	Environmental Type	RW Required	Begin Termini	End Termini	Total Est. Cost of Project	STIP Amend. No.
05		414214R	414214R20	44	0.100	CE	Yes	16.28	16.38	8,047,667	

SR 142/Realignment at Horseshoe Bend Road

Realign roadway to solve erosion problem and improve safety.

**Funding**

Phase	Start Date	Federal Fund Code	Federal Funds	State Fund Code	State Funds	Local Funds	Total
PE	2024	STBG	458,304	MVA	19,096	0	477,400
RW	2026	STBG	4,965,134	MVA	101,331	0	5,066,465
<b>Project Totals</b>			<b>5,423,438</b>		<b>120,427</b>	<b>0</b>	<b>5,543,865</b>

**Expenditure Schedule**

Phase	1st	2nd	3rd	4th	5th & 6th
PE	26,389	143,938	143,938	143,938	19,198
RW	0	0	1,346,591	2,778,740	941,133
<b>Totals</b>	<b>26,389</b>	<b>143,938</b>	<b>1,490,529</b>	<b>2,922,678</b>	<b>960,331</b>

	Federal Funds	State Funds	Local Funds	Total
<b>Agency Totals for WSDOT - SW</b>	<b>23,872,529</b>	<b>41,532,547</b>	<b>0</b>	<b>65,405,076</b>

Washington State S. T. I. P.

2024 to 2027

(Project Funds to Nearest Dollar)

MPO/RTPO: San Juan

N Inside

Y Outside

November 17, 2023

County: San Juan

Agency: San Juan Co.

Func Cls	Project Number	PIN	STIP ID	Imp Type	Total Project Length	Environmental Type	RW Required	Begin Termini	End Termini	Total Est. Cost of Project	STIP Amend. No.
05	Z281(007)		WA-12629	21	0.050	CE	Yes	7.986	8.035	53,900	

Orcas Road Guardrail

Replace non-conforming guardrail

**Funding**

Phase	Start Date	Federal	Fund Code	Federal Funds		State Fund Code	State Funds	Local Funds	Total
RW	2024		HSIP	4,500			0	500	5,000
CN	2025		HSIP	35,000			0	3,900	38,900
<b>Project Totals</b>				<b>39,500</b>			<b>0</b>	<b>4,400</b>	<b>43,900</b>

**Expenditure Schedule**

Phase	1st	2nd	3rd	4th	5th & 6th
RW	5,000	0	0	0	0
CN	0	38,900	0	0	0
<b>Totals</b>	<b>5,000</b>	<b>38,900</b>	<b>0</b>	<b>0</b>	<b>0</b>

Washington State S. T. I. P.

2024 to 2027

(Project Funds to Nearest Dollar)

MPO/RTPO: San Juan

N Inside

Y Outside

November 17, 2023

County: San Juan

Agency: San Juan Co.

Func Cls	Project Number	PIN	STIP ID	Imp Type	Total Project Length	Environmental Type	RW Required	Begin Termini	End Termini	Total Est. Cost of Project	STIP Amend. No.
00		WA344	WA-15610	28		CE	Yes	N/A	N/A	6,380,000	

Town to Zylstra Lake Multimodal Trail

The project funds the construction of a of paved trail for pedestrians and bicyclists from the Town of Friday Harbor to Zylstra Lake Preserve.

**Funding**

Phase	Start Date	Federal Fund Code	Federal Funds	State Fund Code	State Funds	Local Funds	Total
PE	2024		0		0	900,000	900,000
RW	2025	DEMO	200,000		0	200,000	400,000
CN	2026	DEMO	5,080,000		0	0	5,080,000
<b>Project Totals</b>			<b>5,280,000</b>		<b>0</b>	<b>1,100,000</b>	<b>6,380,000</b>

**Expenditure Schedule**

Phase	1st	2nd	3rd	4th	5th & 6th
PE	300,000	300,000	300,000	0	0
RW	0	200,000	200,000	0	0
CN	0	0	80,000	2,500,000	2,500,000
<b>Totals</b>	<b>300,000</b>	<b>500,000</b>	<b>580,000</b>	<b>2,500,000</b>	<b>2,500,000</b>

	Federal Funds	State Funds	Local Funds	Total
<b>Agency Totals for San Juan Co.</b>	<b>5,319,500</b>	<b>0</b>	<b>1,104,400</b>	<b>6,423,900</b>

Washington State S. T. I. P.

2024 to 2027

(Project Funds to Nearest Dollar)

MPO/RTPO: SCOG

Y Inside

N Outside

November 17, 2023

County: Skagit

Agency: Anacortes

Func Cls	Project Number	PIN	STIP ID	Imp Type	Total Project Length	Environmental Type	RW Required	Begin Termini	End Termini	Total Est. Cost of Project	STIP Amend. No.
04			WA-15131	21	0.060	CE	No	13th Street	12th Street/Safeway Entrance	511,000	

Q Avenue Pedestrian Crossings

Improve pedestrian crossings at 13th Street and Q Avenue intersection and midblock crossing at Safeway entrance, east of 12th Street. Project includes: marked crosswalks and enhancements; and a paved, separated trail.

Funding

Phase	Start Date	Federal	Fund Code	Federal Funds		State Funds	Local Funds	Total
				Federal Funds	State Fund Code			
PE	2024		CRP(US)	46,000		0	7,180	53,180
CN	2025		CRP(US)	334,000		0	52,128	386,128
CN	2025		TA(US)	62,000		0	9,692	71,692
<b>Project Totals</b>				<b>442,000</b>		<b>0</b>	<b>69,000</b>	<b>511,000</b>

Expenditure Schedule

Phase	1st	2nd	3rd	4th	5th & 6th
PE	53,180	0	0	0	0
CN	0	457,820	0	0	0
<b>Totals</b>	<b>53,180</b>	<b>457,820</b>	<b>0</b>	<b>0</b>	<b>0</b>

				Federal Funds	State Funds	Local Funds	Total
<b>Agency Totals for Anacortes</b>				<b>442,000</b>	<b>0</b>	<b>69,000</b>	<b>511,000</b>

Washington State S. T. I. P.

2024 to 2027

(Project Funds to Nearest Dollar)

MPO/RTPO: SCOG

Y Inside

N Outside

November 17, 2023

County: Skagit

Agency: Burlington

Func Cls	Project Number	PIN	STIP ID	Imp Type	Total Project Length	Environmental Type	RW Required	Begin Termini	End Termini	Total Est. Cost of Project	STIP Amend. No.
03			WA-12018	03	0.500	CE	Yes	Alder St	Cascade Hwy	3,700,000	

SR20 Nonmotorized & Safety Improvements

Road widening including stormwater improvements, utility relocation, lighting, sidewalks, bicycle wayfinding, and bike lanes.

**Funding**

Phase	Start Date	Federal	Fund Code	Federal Funds		State Fund Code	State Funds	Local Funds	Total
PE	2024		STBG(UM)	350,000			0	50,000	400,000
RW	2025		STBG(UM)	350,000			0	50,000	400,000
<b>Project Totals</b>				<b>700,000</b>			<b>0</b>	<b>100,000</b>	<b>800,000</b>

**Expenditure Schedule**

Phase	1st	2nd	3rd	4th	5th & 6th
ALL	0	400,000	400,000	0	2,900,000
<b>Totals</b>	<b>0</b>	<b>400,000</b>	<b>400,000</b>	<b>0</b>	<b>2,900,000</b>

	Federal Funds	State Funds	Local Funds	Total
<b>Agency Totals for Burlington</b>	<b>700,000</b>	<b>0</b>	<b>100,000</b>	<b>800,000</b>

Washington State S. T. I. P.

2024 to 2027

(Project Funds to Nearest Dollar)

MPO/RTPO: SCOG

Y Inside

N Outside

November 17, 2023

County: Skagit

Agency: Concrete

Func Cls	Project Number	PIN	STIP ID	Imp Type	Total Project Length	Environmental Type	RW Required	Begin Termini	End Termini	Total Est. Cost of Project	STIP Amend. No.
05	C293(002)		WA-03707	01	0.470	CE	Yes	SR 20	Airport Way	3,241,409	

School Secondary Access

Construction of a second access road to school and airport to include traffic lanes, shoulder, traffic curb and gutter, planter strip, and bicycle/pedestrian path as well as possible storm drainage, sewer and water facilities and fire hydrant improvements. PE done under C293(001).

**Funding**

Phase	Start Date	Federal	Fund Code	Federal Funds	State Fund Code	State Funds	Local Funds	Total
CN	2026		STBG(R)	1,063,022		0	166,978	1,230,000
CN	2026			0	TIB	395,431	0	395,431
CN	2026			0		0	400,000	400,000
<b>Project Totals</b>				<b>1,063,022</b>		<b>395,431</b>	<b>566,978</b>	<b>2,025,431</b>

**Expenditure Schedule**

Phase	1st	2nd	3rd	4th	5th & 6th
CN	0	0	2,776,409	0	0
<b>Totals</b>	<b>0</b>	<b>0</b>	<b>2,776,409</b>	<b>0</b>	<b>0</b>

	Federal Funds	State Funds	Local Funds	Total
<b>Agency Totals for Concrete</b>	<b>1,063,022</b>	<b>395,431</b>	<b>566,978</b>	<b>2,025,431</b>

Washington State S. T. I. P.

2024 to 2027

(Project Funds to Nearest Dollar)

MPO/RTPO: SCOG

Y Inside

N Outside

November 17, 2023

County: Skagit

Agency: Mount Vernon

Func Cls	Project Number	PIN	STIP ID	Imp Type	Total Project Length	Environmental Type	RW Required	Begin Termini	End Termini	Total Est. Cost of Project	STIP Amend. No.
07			WA-15134	38	0.490	CE	No	N Laventure Road	N 30th Street	355,000	

Kulshan Trail Safety Lighting - Phase 3

Construct trail lighting adjacent to Kulshan Trail and add wayfinding signage (Laventure Road to 30th Street).

**Funding**

Phase	Start Date	Federal	Fund Code	Federal Funds		State Funds	Local Funds	Total
				Federal Funds	State Fund Code			
PE	2025		TA(UM)	32,000		0	5,000	37,000
CN	2026		TA(UM)	275,000		0	43,000	318,000
<b>Project Totals</b>				<b>307,000</b>		<b>0</b>	<b>48,000</b>	<b>355,000</b>

**Expenditure Schedule**

Phase	1st	2nd	3rd	4th	5th & 6th
PE	0	37,000	0	0	0
CN	0	0	318,000	0	0
<b>Totals</b>	<b>0</b>	<b>37,000</b>	<b>318,000</b>	<b>0</b>	<b>0</b>

Washington State S. T. I. P.

2024 to 2027

(Project Funds to Nearest Dollar)

MPO/RTPO: SCOG

Y Inside

N Outside

November 17, 2023

County: Skagit

Agency: Mount Vernon

Func Cls	Project Number	PIN	STIP ID	Imp Type	Total Project Length	Environmental Type	RW Required	Begin Termini	End Termini	Total Est. Cost of Project	STIP Amend. No.
00			WA-13500	28	0.460	CE	No	Division Street	City Limits	304,000	

River Dike Trail System - Phase 1

Construct a non-motorized, shared use path, generally on top of the flood dike, to include paving, bicycle way finding signage, bollards, and other safety/traffic related features.

**Funding**

Phase	Start Date	Federal	Fund Code	Federal Funds	State Fund Code	State Funds	Local Funds	Total
PE	2024		TA(UM)	41,000		0	6,000	47,000
CN	2025		TA(UM)	222,000		0	35,000	257,000
<b>Project Totals</b>				<b>263,000</b>		<b>0</b>	<b>41,000</b>	<b>304,000</b>

**Expenditure Schedule**

Phase	1st	2nd	3rd	4th	5th & 6th
PE	47,000	0	0	0	0
CN	0	257,000	0	0	0
<b>Totals</b>	<b>47,000</b>	<b>257,000</b>	<b>0</b>	<b>0</b>	<b>0</b>

	Federal Funds	State Funds	Local Funds	Total
<b>Agency Totals for Mount Vernon</b>	<b>570,000</b>	<b>0</b>	<b>89,000</b>	<b>659,000</b>



Washington State S. T. I. P.

2024 to 2027

(Project Funds to Nearest Dollar)

MPO/RTPO: SCOG

Y Inside

N Outside

November 17, 2023

County: Skagit

Agency: Samish Nation

Func Cls	Project Number	PIN	STIP ID	Imp Type	Total Project Length	Environmental Type	RW Required	Begin Termini	End Termini	Total Est. Cost of Project	STIP Amend. No.
03	0020(206)	WA324	WA-11959	21	0.890	CE	No	45.59	46.48	4,840,000	

SR 20/Campbell Lake Road – Intersection Improvement

The 3-legged roundabout will improve regional mobility and safety, accommodate projected growth in the area, and improve resilience of local and regional transportation networks. Project features include: safety edge surface treatment; minimum 4-ft shoulder with fog stripe; additional lighting; bicycle wayfinding; roundabout; and traffic calming measures. Project is being done by WSDOT.

**Funding**

Phase	Start Date	Federal Fund Code	Federal Funds		State Fund Code	State Funds	Local Funds	Total
			Federal	Fund Code				
CN	2026	TTP		1,154,800		0	0	1,154,800
CN	2026	STBG(R)		1,285,200		0	0	1,285,200
CN	2026	DEMO		1,740,000		0	0	1,740,000
<b>Project Totals</b>				<b>4,180,000</b>		<b>0</b>	<b>0</b>	<b>4,180,000</b>

**Expenditure Schedule**

Phase	1st	2nd	3rd	4th	5th & 6th
CN	0	0	4,180,000	0	0
<b>Totals</b>	<b>0</b>	<b>0</b>	<b>4,180,000</b>	<b>0</b>	<b>0</b>

Agency Totals for Samish Nation	Federal Funds		State Funds	Local Funds	Total
	Federal	Fund Code			
		4,180,000	0	0	4,180,000

Washington State S. T. I. P.

2024 to 2027

(Project Funds to Nearest Dollar)

MPO/RTPO: SCOG

Y Inside

N Outside

November 17, 2023

County: Skagit

Agency: SCOG

Func Cls	Project Number	PIN	STIP ID	Imp Type	Total Project Length	Environmental Type	RW Required	Begin Termini	End Termini	Total Est. Cost of Project	STIP Amend. No.
00			SCOG 22-25	18		CE	No	N/A	N/A	1,261,206	

SCOG Admin 2022-2025

SCOG Administration for FFY 2022-2025

Funding

Phase	Start Date	Federal	Fund Code	Federal Funds		State Funds	Local Funds	Total
				Fund Code	State Fund Code			
PL	2024		STBG(R)	319,595		0	49,879	369,474
PL	2025		STBG(UM)	319,595		0	49,879	369,474
<b>Project Totals</b>				<b>639,190</b>		<b>0</b>	<b>99,758</b>	<b>738,948</b>

Expenditure Schedule

Phase	1st	2nd	3rd	4th	5th & 6th
PL	369,474	369,474	0	0	0
<b>Totals</b>	<b>369,474</b>	<b>369,474</b>	<b>0</b>	<b>0</b>	<b>0</b>

Washington State S. T. I. P.

2024 to 2027

(Project Funds to Nearest Dollar)

MPO/RTPO: SCOG

Y Inside

N Outside

November 17, 2023

County: Skagit

Agency: SCOG

Func Cls	Project Number	PIN	STIP ID	Imp Type	Total Project Length	Environmental Type	RW Required	Begin Termini	End Termini	Total Est. Cost of Project	STIP Amend. No.
00			SCOG Admin	18		CE	No	N/A	N/A	1,477,896	

SCOG Administration

Surface transportation planning program support of the agency.

**Funding**

Phase	Start Date	Federal	Fund Code	Federal Funds		State Fund Code	State Funds	Local Funds	Total
PL	2026		STBG(US)	319,595			0	49,879	369,474
PL	2027		STBG(UM)	319,595			0	49,879	369,474
<b>Project Totals</b>				<b>639,190</b>			<b>0</b>	<b>99,758</b>	<b>738,948</b>

**Expenditure Schedule**

Phase	1st	2nd	3rd	4th	5th & 6th
PL	0	0	369,474	369,474	738,948
<b>Totals</b>	<b>0</b>	<b>0</b>	<b>369,474</b>	<b>369,474</b>	<b>738,948</b>

Washington State S. T. I. P.

2024 to 2027

(Project Funds to Nearest Dollar)

MPO/RTPO: SCOG

Y Inside

N Outside

November 17, 2023

County: Skagit

Agency: SCOG

Func Cls	Project Number	PIN	STIP ID	Imp Type	Total Project Length	Environmental Type	RW Required	Begin Termini	End Termini	Total Est. Cost of Project	STIP Amend. No.
00			WA-15130	18		CE	No	N/A	N/A	400,000	

Skagit 2050 Regional Transportation Plan

A new metropolitan-regional transportation plan will be prepared, meeting all applicable federal and state requirements. The plan will replace and supersede the Skagit 2045 Regional Transportation Plan, which is due to be updated by March 2026 per federal requirements. The regional travel demand model will also be updated as part of this project.

**Funding**

Phase	Start Date	Federal Fund Code	Federal Funds	State Fund Code	State Funds	Local Funds	Total
PL	2024	STBG(US)	346,000		0	54,000	400,000
<b>Project Totals</b>			<b>346,000</b>		<b>0</b>	<b>54,000</b>	<b>400,000</b>

**Expenditure Schedule**

Phase	1st	2nd	3rd	4th	5th & 6th
PL	40,000	320,000	40,000	0	0
<b>Totals</b>	<b>40,000</b>	<b>320,000</b>	<b>40,000</b>	<b>0</b>	<b>0</b>

	Federal Funds	State Funds	Local Funds	Total
<b>Agency Totals for SCOG</b>	<b>1,624,380</b>	<b>0</b>	<b>253,516</b>	<b>1,877,896</b>

Washington State S. T. I. P.

2024 to 2027

(Project Funds to Nearest Dollar)

MPO/RTPO: SCOG

Y Inside

N Outside

November 17, 2023

County: Skagit

Agency: Sedro Woolley

Func Cls	Project Number	PIN	STIP ID	Imp Type	Total Project Length	Environmental Type	RW Required	Begin Termini	End Termini	Total Est. Cost of Project	STIP Amend. No.
04			SW59	04	0.380	CE	Yes	N Reed Street	SR9/Township Street	2,518,677	

John Liner Road Arterial Improvements

Reconstruct John Liner Road including drainage, curbs, sidewalk, shared use path, HMA, pavement markings and illumination.

Funding

Phase	Start Date	Federal Fund Code	Federal Funds		State Fund Code	State Funds	Local Funds	Total
			Federal	Fund Code				
RW	2027	STBG(UM)		210,089		0	32,788	242,877
<b>Project Totals</b>				<b>210,089</b>		<b>0</b>	<b>32,788</b>	<b>242,877</b>

Expenditure Schedule

Phase	1st	2nd	3rd	4th	5th & 6th
RW	0	0	0	242,877	0
CN	0	0	0	0	2,014,400
<b>Totals</b>	<b>0</b>	<b>0</b>	<b>0</b>	<b>242,877</b>	<b>2,014,400</b>

Washington State S. T. I. P.

2024 to 2027

(Project Funds to Nearest Dollar)

MPO/RTPO: SCOG

Y Inside

N Outside

November 17, 2023

County: Skagit

Agency: Sedro Woolley

Func Cls	Project Number	PIN	STIP ID	Imp Type	Total Project Length	Environmental Type	RW Required	Begin Termini	End Termini	Total Est. Cost of Project	STIP Amend. No.
03	0020(200)		SW42	28	0.570	CE	Yes	MP 63.64 Holtcamp Rd	MP 64.21 Hodgins Street	964,035	

SR20/Cascade Trail West Extension Phase 2A, Holtcamp Road to Hodgins Street

Construct a shared use path along the north side of SR20 from Holtcamp Road to Hodgins Street.

Funding

Phase	Start Date	Federal Fund Code	Federal Funds	State Fund Code	State Funds	Local Funds	Total
CN	2025	STBG(UM)	408,742	TIB	326,000	63,792	798,534
<b>Project Totals</b>			<b>408,742</b>		<b>326,000</b>	<b>63,792</b>	<b>798,534</b>

Expenditure Schedule

Phase	1st	2nd	3rd	4th	5th & 6th
CN	0	798,534	0	0	0
<b>Totals</b>	<b>0</b>	<b>798,534</b>	<b>0</b>	<b>0</b>	<b>0</b>

Washington State S. T. I. P.

2024 to 2027

(Project Funds to Nearest Dollar)

MPO/RTPO: SCOG

Y Inside

N Outside

November 17, 2023

County: Skagit

Agency: Sedro Woolley

Func Cls	Project Number	PIN	STIP ID	Imp Type	Total Project Length	Environmental Type	RW Required	Begin Termini	End Termini	Total Est. Cost of Project	STIP Amend. No.
03			SW43	28	0.290	CE	Yes	MP 63.35	MP 63.64	724,500	

SR20/Cascade Trail West Extension Phase 2B Hospital Drive to Holtcamp Road

Construct a shared use path along the north side of SR20 from Hospital Drive to Holtcamp Road.

**Funding**

Phase	Start Date	Federal Fund Code	Federal Funds		State Fund Code	State Funds	Local Funds	Total
			Federal	Fund Code				
PE	2026	TA(UM)		104,665		0	16,335	121,000
RW	2027	TA(UM)		16,868		0	2,632	19,500
<b>Project Totals</b>				<b>121,533</b>		<b>0</b>	<b>18,967</b>	<b>140,500</b>

**Expenditure Schedule**

Phase	1st	2nd	3rd	4th	5th & 6th
PE	0	0	121,000	0	0
RW	0	0	0	19,501	0
CN	0	0	0	0	584,000
<b>Totals</b>	<b>0</b>	<b>0</b>	<b>121,000</b>	<b>19,501</b>	<b>584,000</b>

	Federal Funds	State Funds	Local Funds	Total
<b>Agency Totals for Sedro Woolley</b>	<b>740,364</b>	<b>326,000</b>	<b>115,547</b>	<b>1,181,911</b>

Washington State S. T. I. P.

2024 to 2027

(Project Funds to Nearest Dollar)

MPO/RTPO: SCOG

Y Inside

N Outside

November 17, 2023

County: Skagit

Agency: Skagit Co.

Func Cls	Project Number	PIN	STIP ID	Imp Type	Total Project Length	Environmental Type	RW Required	Begin Termini	End Termini	Total Est. Cost of Project	STIP Amend. No.
05	M290(006)		WA-01137	03	0.510	CE	Yes	I-5 NB Off Ramp	Cook Road MP 2.57	10,154,492	

COOK ROAD / I-5 INTERCHANGE VICINITY IMPROVEMENTS

Improvements include adding a travel lane to the Interstate-5 / Cook Road Interchange (Exit 232) and signaling the on/off ramps to reduce collisions and alleviate congestion.

Funding

Phase	Start Date	Federal	Fund Code	Federal Funds	State Fund Code	State Funds	Local Funds	Total
PE	2024		STBG(R)	352,957		0	55,086	408,043
RW	2025		NHFP	389,000		0	61,000	450,000
CN	2026		NHFP	4,506,000		0	1,064,000	5,570,000
<b>Project Totals</b>				<b>5,247,957</b>		<b>0</b>	<b>1,180,086</b>	<b>6,428,043</b>

Expenditure Schedule

Phase	1st	2nd	3rd	4th	5th & 6th
PE	408,043	0	0	0	0
RW	0	450,000	0	0	0
CN	0	0	5,570,000	0	2,934,449
<b>Totals</b>	<b>408,043</b>	<b>450,000</b>	<b>5,570,000</b>	<b>0</b>	<b>2,934,449</b>



Washington State S. T. I. P.

2024 to 2027

(Project Funds to Nearest Dollar)

MPO/RTPO: SCOG

Y Inside

N Outside

November 17, 2023

County: Skagit

Agency: Skagit Co.

Func Cls	Project Number	PIN	STIP ID	Imp Type	Total Project Length	Environmental Type	RW Required	Begin Termini	End Termini	Total Est. Cost of Project	STIP Amend. No.
06			WA-01171	03	0.610	CE	Yes	5.05	5.66	3,154,031	

FRANCIS ROAD Section 1

Widen travel lanes and shoulders on Francis Road to current standards to improve safety and stabilize the road base. PE done under federal project F294(001).

Funding

Phase	Start Date	Federal Fund Code	Federal Funds	State Fund Code	State Funds	Local Funds	Total
CN	2024	HSIP	1,750,000	CRAB	1,269,000	65,000	3,084,000
<b>Project Totals</b>			<b>1,750,000</b>		<b>1,269,000</b>	<b>65,000</b>	<b>3,084,000</b>

Expenditure Schedule

Phase	1st	2nd	3rd	4th	5th & 6th
CN	3,084,000	0	0	0	0
<b>Totals</b>	<b>3,084,000</b>	<b>0</b>	<b>0</b>	<b>0</b>	<b>0</b>

Washington State S. T. I. P.

2024 to 2027

(Project Funds to Nearest Dollar)

MPO/RTPO: SCOG

Y Inside

N Outside

November 17, 2023

County: Skagit

Agency: Skagit Co.

Func Cls	Project Number	PIN	STIP ID	Imp Type	Total Project Length	Environmental Type	RW Required	Begin Termini	End Termini	Total Est. Cost of Project	STIP Amend. No.
05	F294(002)		WA-01192	03	0.980	CE	Yes	2.87	3.85	5,250,701	

FRANCIS ROAD Section 3

Reconstruct this section of Francis Road to current standards to improve safety by realigning horizontal curve, widen road, improve clear zone, stabilize the road base, and remove/replace bridge.

**Funding**

Phase	Start Date	Federal	Fund Code	Federal Funds	State Fund Code	State Funds	Local Funds	Total
CN	2025			0	CRAB	2,400,000	240,000	2,640,000
CN	2025		STBG(R)	800,000		0	124,855	924,855
CN	2025		HSIP	454,008		0	290,878	744,886
<b>Project Totals</b>				<b>1,254,008</b>		<b>2,400,000</b>	<b>655,733</b>	<b>4,309,741</b>

**Expenditure Schedule**

Phase	1st	2nd	3rd	4th	5th & 6th
CN	0	4,309,741	0	0	0
<b>Totals</b>	<b>0</b>	<b>4,309,741</b>	<b>0</b>	<b>0</b>	<b>0</b>

Washington State S. T. I. P.

2024 to 2027

(Project Funds to Nearest Dollar)

MPO/RTPO: SCOG

Y Inside

N Outside

November 17, 2023

County: Skagit

Agency: Skagit Co.

Func Cls	Project Number	PIN	STIP ID	Imp Type	Total Project Length	Environmental Type	RW Required	Begin Termini	End Termini	Total Est. Cost of Project	STIP Amend. No.
00			WA-01265	26		CE	No	N/A	N/A	30,327,760	

GUEMES ISLAND ELECTRIC FERRY, SHORE-SIDE FACILITIES, AND TERMINAL MODIFICATIONS

Guemes Island Electric Ferry – Replace the diesel-powered Guemes Island Ferry with a new electric-powered ferry. Funded with state funds from Move Ahead Washington and the County Road Administration Board (CRAB).

Electric Shore-Side Facilities – Construction of electric shore-side facilities including: a charging station; battery storage facility; charging hookup from charging station to Ferry; upland utility reconfiguration; and other miscellaneous components required to complete the shore-side facilities. Funded with state funds from an Electrification of Transportation Systems Grant, the 2019 and 2021 state capital budgets, and CRAB.

Terminal Modifications – Reconfigure/modify the Anacortes Ferry Terminal to accommodate the new electric ferry and shore-side facilities including, but not limited to: apron modifications; and dolphin upgrades. Funded with federal funds from 2022 FTA Transit Infrastructure Grant-Community Project Funding Congressional Direct Spending Earmark.

Funding

Phase	Start Date	Federal Funds		State Funds		Local Funds	Total
		Federal	Fund Code	State Fund Code	State Funds		
CN	2024			MAW	14,000,000	0	14,000,000
CN	2024			CRAB	4,893,000	0	4,893,000
CN	2024			OTHER	989,521	989,521	1,979,042
CN	2024			OTHER	1,974,000	0	1,974,000
CN	2024			CRAB	1,441,070	364,088	1,805,158
CN	2024	FTA Discretionary			0	0	2,500,000
<b>Project Totals</b>			<b>2,500,000</b>		<b>23,297,591</b>	<b>1,353,609</b>	<b>27,151,200</b>

Expenditure Schedule

Phase	1st	2nd	3rd	4th	5th & 6th
CN	7,475,983	12,590,342	7,084,875	0	0
<b>Totals</b>	<b>7,475,983</b>	<b>12,590,342</b>	<b>7,084,875</b>	<b>0</b>	<b>0</b>

Washington State S. T. I. P.

2024 to 2027

(Project Funds to Nearest Dollar)

MPO/RTPO: SCOG

Y Inside

N Outside

November 17, 2023

County: Skagit

Agency: Skagit Co.

Func Cls	Project Number	PIN	STIP ID	Imp Type	Total Project Length	Environmental Type	RW Required	Begin Termini	End Termini	Total Est. Cost of Project	STIP Amend. No.
00	2029(058)		WA-13327	26		CE	No	N/A	N/A	1,103,651	

GUEMES ISLAND FERRY PARKING LOT IMPROVEMENTS AND PASSENGER SHELTER

Improvements to the Guemes Island Ferry Parking Lot - grade and surface improvements and replace passenger shelter.

**Funding**

Phase	Start Date	Federal Fund Code	Federal Funds	State Fund Code	State Funds	Local Funds	Total
CN	2026	FBP	620,645		0	155,161	775,806
<b>Project Totals</b>			<b>620,645</b>		<b>0</b>	<b>155,161</b>	<b>775,806</b>

**Expenditure Schedule**

Phase	1st	2nd	3rd	4th	5th & 6th
CN	0	0	775,806	0	0
<b>Totals</b>	<b>0</b>	<b>0</b>	<b>775,806</b>	<b>0</b>	<b>0</b>

Washington State S. T. I. P.

2024 to 2027

(Project Funds to Nearest Dollar)

MPO/RTPO: SCOG

Y Inside

N Outside

November 17, 2023

County: Skagit

Agency: Skagit Co.

Func Cls	Project Number	PIN	STIP ID	Imp Type	Total Project Length	Environmental Type	RW Required	Begin Termini	End Termini	Total Est. Cost of Project	STIP Amend. No.
07			WA-13297	22	0.020	CE	No	0.72	0.74	660,000	

PETER JOHNSON ROAD - Railroad Grade Crossing Safety Improvements

Upgrade the Peter Johnson Road railway crossing with gates and signals.

**Funding**

Phase	Start Date	Federal	Fund Code	Federal Funds	State Fund Code	State Funds	Local Funds	Total
PE	2025		HSIP	36,000		0	3,600	39,600
CN	2026		HSIP	564,000		0	56,400	620,400
<b>Project Totals</b>				<b>600,000</b>		<b>0</b>	<b>60,000</b>	<b>660,000</b>

**Expenditure Schedule**

Phase	1st	2nd	3rd	4th	5th & 6th
PE	0	39,600	0	0	0
CN	0	0	620,400	0	0
<b>Totals</b>	<b>0</b>	<b>39,600</b>	<b>620,400</b>	<b>0</b>	<b>0</b>

Washington State S. T. I. P.

2024 to 2027

(Project Funds to Nearest Dollar)

MPO/RTPO: SCOG

Y Inside

N Outside

November 17, 2023

County: Skagit

Agency: Skagit Co.

Func Cls	Project Number	PIN	STIP ID	Imp Type	Total Project Length	Environmental Type	RW Required	Begin Termini	End Termini	Total Est. Cost of Project	STIP Amend. No.
04			WA-11739	03	0.970	CE	No	0.00	0.97	3,587,484	

PETERSON ROAD (Urban)

Widen Peterson Road from the Bayview Housing Development to Higgins Airport Way (Port of Skagit) to meet urban standards. Project will included, but is not limited to, adding or improve sidewalks/walkways and bicycle wayfinding.

Funding

Phase	Start Date	Federal	Fund Code	Federal Funds	State Fund Code	State Funds	Local Funds	Total
PE	2024		STBG(UM)	261,613		0	40,830	302,443
PE	2027		STBG(UM)	618,903		0	96,592	715,495
<b>Project Totals</b>				<b>880,516</b>		<b>0</b>	<b>137,422</b>	<b>1,017,938</b>

Expenditure Schedule

Phase	1st	2nd	3rd	4th	5th & 6th
PE	302,443	0	0	715,495	0
RW	0	0	0	0	150,000
<b>Totals</b>	<b>302,443</b>	<b>0</b>	<b>0</b>	<b>715,495</b>	<b>150,000</b>

Washington State S. T. I. P.

2024 to 2027

(Project Funds to Nearest Dollar)

MPO/RTPO: SCOG

Y Inside

N Outside

November 17, 2023

County: Skagit

Agency: Skagit Co.

Func Cls	Project Number	PIN	STIP ID	Imp Type	Total Project Length	Environmental Type	RW Required	Begin Termini	End Termini	Total Est. Cost of Project	STIP Amend. No.
05	Z929(003)		WA-14837	47		CE	No	Various	Various	1,613,000	

PREVENTATIVE MAINTENANCE - BRIDGE DECK REPAIR (BUNDLE)

Mill and overlay the Decks on the following Bridges:

- \* Structure ID 08213600 (Cascade River Bridge)
- \* Structure ID 08009600 (F&S Grade Road - Samish River Bridge)
- \* Structure ID 08165500 (S. Skagit Hwy Pressentin Creek Bridge)

**Funding**

Phase	Start Date	Federal Fund Code	Federal Funds	State Fund Code	State Funds	Local Funds	Total
CN	2024	BR	1,290,000		0	0	1,290,000
<b>Project Totals</b>			<b>1,290,000</b>		<b>0</b>	<b>0</b>	<b>1,290,000</b>

**Expenditure Schedule**

Phase	1st	2nd	3rd	4th	5th & 6th
CN	1,290,000	0	0	0	0
<b>Totals</b>	<b>1,290,000</b>	<b>0</b>	<b>0</b>	<b>0</b>	<b>0</b>

Washington State S. T. I. P.

2024 to 2027

(Project Funds to Nearest Dollar)

MPO/RTPO: SCOG

Y Inside

N Outside

November 17, 2023

County: Skagit

Agency: Skagit Co.

Func Cls	Project Number	PIN	STIP ID	Imp Type	Total Project Length	Environmental Type	RW Required	Begin Termini	End Termini	Total Est. Cost of Project	STIP Amend. No.
06	29CS(001)		WA-11800	47	0.130	CE	No	0.03	0.16	18,592,865	

SKAGIT RIVER MARBLEMOUNT BRIDGE

Rehabilitate the Marblemount Bridge. Includes but not limited to strengthening, minor repairs, deck resurface, cleaning, and painting.

Funding

Phase	Start Date	Federal Fund Code	Federal Funds		State Fund Code	State Funds	Local Funds	Total
			Federal	Fund Code				
CN	2025	BR	14,874,292			0	0	14,874,292
<b>Project Totals</b>			<b>14,874,292</b>			<b>0</b>	<b>0</b>	<b>14,874,292</b>

Expenditure Schedule

Phase	1st	2nd	3rd	4th	5th & 6th
CN	0	14,874,292	0	0	0
<b>Totals</b>	<b>0</b>	<b>14,874,292</b>	<b>0</b>	<b>0</b>	<b>0</b>



Washington State S. T. I. P.

2024 to 2027

(Project Funds to Nearest Dollar)

MPO/RTPO: SCOG

Y Inside

N Outside

November 17, 2023

County: Skagit

Agency: Skagit Co.

Func Cls	Project Number	PIN	STIP ID	Imp Type	Total Project Length	Environmental Type	RW Required	Begin Termini	End Termini	Total Est. Cost of Project	STIP Amend. No.
05	M291(010)		WA-01225	08	0.050	CE	No	2.90	2.95	6,015,000	

THOMAS CREEK BRIDGE (OLD HWY 99 N)

Replacement of Thomas Creek Bridge on Old Hwy 99N.

**Funding**

Phase	Start Date	Federal Fund Code	Federal Funds		State Fund Code	State Funds	Local Funds	Total
			Federal	Fund Code				
RW	2024	BR	200,000			0	0	200,000
CN	2025	BR	4,612,000			0	0	4,612,000
<b>Project Totals</b>			<b>4,812,000</b>			<b>0</b>	<b>0</b>	<b>4,812,000</b>

**Expenditure Schedule**

Phase	1st	2nd	3rd	4th	5th & 6th
RW	200,000	0	0	0	0
CN	0	4,612,000	0	0	0
<b>Totals</b>	<b>200,000</b>	<b>4,612,000</b>	<b>0</b>	<b>0</b>	<b>0</b>

	Federal Funds	State Funds	Local Funds	Total
<b>Agency Totals for Skagit Co.</b>	<b>33,829,418</b>	<b>26,966,591</b>	<b>3,607,011</b>	<b>64,403,020</b>

Washington State S. T. I. P.

2024 to 2027

(Project Funds to Nearest Dollar)

MPO/RTPO: SCOG

Y Inside

N Outside

November 17, 2023

County: Skagit

Agency: Skagit Transit

Func Cls	Project Number	PIN	STIP ID	Imp Type	Total Project Length	Environmental Type	RW Required	Begin Termini	End Termini	Total Est. Cost of Project	STIP Amend. No.
00			WA-15126	23		DCE	No	N/A	N/A	195,980	

Bus Stop Amenities

Purchase and install bus stop shelters.

Funding

Phase	Start Date	Federal Fund Code	Federal Funds	State Fund Code	State Funds	Local Funds	Total
ALL	2024	TA(UM)	157,560		0	38,420	195,980
<b>Project Totals</b>			<b>157,560</b>		<b>0</b>	<b>38,420</b>	<b>195,980</b>

Expenditure Schedule

Phase	1st	2nd	3rd	4th	5th & 6th
ALL	195,980	0	0	0	0
<b>Totals</b>	<b>195,980</b>	<b>0</b>	<b>0</b>	<b>0</b>	<b>0</b>

Washington State S. T. I. P.

2024 to 2027

(Project Funds to Nearest Dollar)

MPO/RTPO: SCOG

Y Inside

N Outside

November 17, 2023

County: Skagit

Agency: Skagit Transit

Func Cls	Project Number	PIN	STIP ID	Imp Type	Total Project Length	Environmental Type	RW Required	Begin Termini	End Termini	Total Est. Cost of Project	STIP Amend. No.
00			WA-15425	23		CE	No	N/A	N/A	100,000	

Micro Transit Study

Acquire consultant services to develop an operational plan for deploying "microtransit" service within specific areas of the Skagit PTBA.

Funding

Phase	Start Date	Federal Fund Code	Federal Funds	State Fund Code	State Funds	Local Funds	Total
PL	2024	FTA Discretionary	80,000		0	20,000	100,000
<b>Project Totals</b>			<b>80,000</b>		<b>0</b>	<b>20,000</b>	<b>100,000</b>

Expenditure Schedule

Phase	1st	2nd	3rd	4th	5th & 6th
PL	100,000	0	0	0	0
<b>Totals</b>	<b>100,000</b>	<b>0</b>	<b>0</b>	<b>0</b>	<b>0</b>

Washington State S. T. I. P.

2024 to 2027

(Project Funds to Nearest Dollar)

MPO/RTPO: SCOG

Y Inside

N Outside

November 17, 2023

County: Skagit

Agency: Skagit Transit

Func Cls	Project Number	PIN	STIP ID	Imp Type	Total Project Length	Environmental Type	RW Required	Begin Termini	End Termini	Total Est. Cost of Project	STIP Amend. No.
00			WA-07306	23		CE	No	N/A	N/A	28,000,000	

Operating Funds

Operating assistance for fixed route and demand response services in the Skagit Public Transportation Benefit Area.

**Funding**

Phase	Start Date	Federal	Fund Code	Federal Funds		State Funds		Local Funds	Total
				Federal Funds	State Fund Code	State Funds	Local Funds		
ALL	2024		5307	3,500,000		0	3,500,000	7,000,000	
ALL	2025		5307	3,500,000		0	3,500,000	7,000,000	
ALL	2026		5307	3,500,000		0	3,500,000	7,000,000	
ALL	2027		5307	3,500,000		0	3,500,000	7,000,000	
<b>Project Totals</b>				<b>14,000,000</b>		<b>0</b>	<b>14,000,000</b>	<b>28,000,000</b>	

**Expenditure Schedule**

Phase	1st	2nd	3rd	4th	5th & 6th
ALL	7,000,000	7,000,000	7,000,000	7,000,000	0
<b>Totals</b>	<b>7,000,000</b>	<b>7,000,000</b>	<b>7,000,000</b>	<b>7,000,000</b>	<b>0</b>

Washington State S. T. I. P.

2024 to 2027

(Project Funds to Nearest Dollar)

MPO/RTPO: SCOG

Y Inside

N Outside

November 17, 2023

County: Skagit

Agency: Skagit Transit

Func Cls	Project Number	PIN	STIP ID	Imp Type	Total Project Length	Environmental Type	RW Required	Begin Termini	End Termini	Total Est. Cost of Project	STIP Amend. No.
00			WA-14012	23	0.000	DCE	No	N/A	N/A	10,000,000	

Skagit Transit's Maintenance Operations and Administration Facility Project Phase II

Construction of Phase 2 of the Maintenance Operations and Administration Facility to replace Skagit Transit's current base of transit operations. This project will complete the administrative and public use areas of the facility project.

**Funding**

Phase	Start Date	Federal	Fund Code	Federal Funds	State Fund Code	State Funds	Local Funds	Total
CN	2024			0		0	10,000,000	10,000,000
<b>Project Totals</b>				<b>0</b>		<b>0</b>	<b>10,000,000</b>	<b>10,000,000</b>

**Expenditure Schedule**

Phase	1st	2nd	3rd	4th	5th & 6th
CN	0	5,000,000	5,000,000	0	0
<b>Totals</b>	<b>0</b>	<b>5,000,000</b>	<b>5,000,000</b>	<b>0</b>	<b>0</b>

	Federal Funds	State Funds	Local Funds	Total
<b>Agency Totals for Skagit Transit</b>	<b>14,237,560</b>	<b>0</b>	<b>24,058,420</b>	<b>38,295,980</b>

Washington State S. T. I. P.

2024 to 2027

(Project Funds to Nearest Dollar)

MPO/RTPO: SCOG

Y Inside

N Outside

November 17, 2023

County:

Agency: WSDOT - NW

Func Cls	Project Number	PIN	STIP ID	Imp Type	Total Project Length	Environmental Type	RW Required	Begin Termini	End Termini	Total Est. Cost of Project	STIP Amend. No.
00		BPSCOG	WA-08601	06		CE	No	Various	Various	8,082,682	

Asphalt/Chip Seal Preservation Skagit Council of Governments (SCOG)

Resurface the roadway with chip seal or hot mix asphalt to preserve the structural integrity of the roadway and extend the service life of the pavement. The individual projects may be found at <http://www.wsdot.wa.gov/projects/search/> under the "Programmatic Projects in STIP" tab.

Funding

Phase	Start Date	Federal Fund Code	Federal Funds	State Fund Code	State Funds	Local Funds	Total
PE	2024		0	MVA	1,974,011	0	1,974,011
PE	2025		0	MVA	391,166	0	391,166
PE	2026	STBG	1,788,457	MVA	524,402	0	2,312,859
PE	2027		0	MVA	212,012	0	212,012
CN	2024	STBG	1,823,395	MVA	539,764	0	2,363,159
CN	2025		0	MVA	53,986	0	53,986
CN	2026		0	MVA	446,698	0	446,698
CN	2027		0	MVA	328,791	0	328,791
<b>Project Totals</b>			<b>3,611,852</b>		<b>4,470,830</b>	<b>0</b>	<b>8,082,682</b>

Expenditure Schedule

Phase	1st	2nd	3rd	4th	5th & 6th
PE	1,974,011	391,166	2,312,859	212,012	0
CN	2,363,159	53,986	446,698	328,791	0
<b>Totals</b>	<b>4,337,170</b>	<b>445,152</b>	<b>2,759,557</b>	<b>540,803</b>	<b>0</b>

Washington State S. T. I. P.

2024 to 2027

(Project Funds to Nearest Dollar)

MPO/RTPO: SCOG

Y Inside

N Outside

November 17, 2023

County:

Agency: WSDOT - NW

Func Cls	Project Number	PIN	STIP ID	Imp Type	Total Project Length	Environmental Type	RW Required	Begin Termini	End Termini	Total Est. Cost of Project	STIP Amend. No.
01	0055(247)	100565U	WA-07778	20	0.750	CE	Yes	I-5 MP 224.55	I-5 MP 225.30	24,141,258	

I-5/Martha Washington & Maddox Creeks - Fish Passage

Remove the existing fish passage barrier and replace it with a fish passable structure.

**Funding**

Phase	Start Date	Federal Funds		State Funds		Local Funds	Total	
		Federal	Fund Code	State Fund Code	State Funds			
CN	2024			0	MAW	7,743,421	0	7,743,421
CN	2025			0	MAW	10,229,651	0	10,229,651
CN	2026			0	MAW	3,137,843	0	3,137,843
<b>Project Totals</b>				<b>0</b>		<b>21,110,915</b>	<b>0</b>	<b>21,110,915</b>

**Expenditure Schedule**

Phase	1st	2nd	3rd	4th	5th & 6th
CN	7,743,421	10,229,651	3,137,843	0	0
<b>Totals</b>	<b>7,743,421</b>	<b>10,229,651</b>	<b>3,137,843</b>	<b>0</b>	<b>0</b>

Washington State S. T. I. P.

2024 to 2027

(Project Funds to Nearest Dollar)

MPO/RTPO: SCOG

Y Inside

N Outside

November 17, 2023

County:

Agency: WSDOT - NW

Func Cls	Project Number	PIN	STIP ID	Imp Type	Total Project Length	Environmental Type	RW Required	Begin Termini	End Termini	Total Est. Cost of Project	STIP Amend. No.
01	0055(256)	100568T	WA-13916	40	0.220	CE	No	I-5 MP 228.25	I-5 MP 228.47	12,197,378	

I-5/Skagit River Bridge - Bridge Painting

The existing paint on the steel surfaces is weathered and damaged, allowing corrosion to occur. Cleaning and painting the steel surfaces will preserve the bridge and maintain the safety of the highway.

NOTE: The project funding is eligible for Toll Credits.

**Funding**

Phase	Start Date	Federal Fund Code	Federal Funds		State Fund Code	State Funds	Local Funds	Total
			Federal	State				
CN	2027	NHPP	10,735,131		MVA	219,084	0	10,954,215
<b>Project Totals</b>			<b>10,735,131</b>			<b>219,084</b>	<b>0</b>	<b>10,954,215</b>

**Expenditure Schedule**

Phase	1st	2nd	3rd	4th	5th & 6th
CN	0	0	0	26,262	10,927,953
<b>Totals</b>	<b>0</b>	<b>0</b>	<b>0</b>	<b>26,262</b>	<b>10,927,953</b>



Washington State S. T. I. P.

2024 to 2027

(Project Funds to Nearest Dollar)

MPO/RTPO: SCOG

Y Inside

N Outside

November 17, 2023

County:

Agency: WSDOT - NW

Func Cls	Project Number	PIN	STIP ID	Imp Type	Total Project Length	Environmental Type	RW Required	Begin Termini	End Termini	Total Est. Cost of Project	STIP Amend. No.
01		100540W	WA-14314	20	1.880	CE	Yes	I-5 MP 240.75	I-5 MP 242.63	61,143,697	

I-5/Tributaries to Friday, Lake & Chuckanut Creeks - Fish Passage

Remove the existing fish passage barriers and replace them with fish passable structures. Note: This project is located within the boundaries of SCOG and WCOG. The amounts shown are for SCOG only.

Funding

Phase	Start Date	Federal	Fund Code	Federal Funds	State Fund Code	State Funds	Local Funds	Total
RW	2024			0	MAW	348,250	0	348,250
<b>Project Totals</b>				<b>0</b>		<b>348,250</b>	<b>0</b>	<b>348,250</b>

Expenditure Schedule

Phase	1st	2nd	3rd	4th	5th & 6th
RW	348,250	0	0	0	0
<b>Totals</b>	<b>348,250</b>	<b>0</b>	<b>0</b>	<b>0</b>	<b>0</b>

Washington State S. T. I. P.

2024 to 2027

(Project Funds to Nearest Dollar)

MPO/RTPO: SCOG

Y Inside

N Outside

November 17, 2023

County:

Agency: WSDOT - NW

Func Cls	Project Number	PIN	STIP ID	Imp Type	Total Project Length	Environmental Type	RW Required	Begin Termini	End Termini	Total Est. Cost of Project	STIP Amend. No.
01		100560J	WA-14650	20	1.000	CE	Yes	I-5 MP 217.70	I-5 MP 218.70	20,609,925	

I-5/Unnamed Tributaries to Milltown Creek - Fish Passage

Remove the existing fish passage barriers and replace them with fish passable structures.

**Funding**

Phase	Start Date	Federal Funds		State Funds		Local Funds	Total	
		Federal	Fund Code	State Fund Code	State Funds			
CN	2024			0	MAW	94,412	0	94,412
CN	2025			0	MAW	6,753,565	0	6,753,565
CN	2026			0	MAW	8,669,970	0	8,669,970
CN	2027			0	MAW	2,809,439	0	2,809,439
<b>Project Totals</b>				<b>0</b>		<b>18,327,386</b>	<b>0</b>	<b>18,327,386</b>

**Expenditure Schedule**

Phase	1st	2nd	3rd	4th	5th & 6th
CN	94,412	6,753,565	8,669,970	2,809,439	0
<b>Totals</b>	<b>94,412</b>	<b>6,753,565</b>	<b>8,669,970</b>	<b>2,809,439</b>	<b>0</b>

Washington State S. T. I. P.

2024 to 2027

(Project Funds to Nearest Dollar)

MPO/RTPO: SCOG

Y Inside

N Outside

November 17, 2023

County:

Agency: WSDOT - NW

Func Cls	Project Number	PIN	STIP ID	Imp Type	Total Project Length	Environmental Type	RW Required	Begin Termini	End Termini	Total Est. Cost of Project	STIP Amend. No.
03	0020(207)	102061A	WA-12458	21	1.740	CE	Yes	SR 20 MP 61.32	SR 20 MP 63.06	9,301,505	

SR 20/Burlington to Sedro-Woolley - Corridor Improvements

SR 20 has been identified as a Crash Analysis Corridor. This project will install a series of compact roundabouts at Gardner Road, District Line Road, and Collins Road. Dual faced mountable curb will be installed between the roundabouts to restrict left-turn movements. The result will be fewer crashes with lower severity for motorists. NOTE: Total project includes Toll Credits.

**Funding**

Phase	Start Date	Federal Fund Code	Federal Funds		State Fund Code	State Funds	Local Funds	Total
			Federal Funds	State Fund Code				
CN	2025	HSIP	7,757,301	MVA	158,312	0	7,915,613	
<b>Project Totals</b>			<b>7,757,301</b>		<b>158,312</b>	<b>0</b>	<b>7,915,613</b>	

**Expenditure Schedule**

Phase	1st	2nd	3rd	4th	5th & 6th
CN	0	3,579,538	4,146,363	189,712	0
<b>Totals</b>	<b>0</b>	<b>3,579,538</b>	<b>4,146,363</b>	<b>189,712</b>	<b>0</b>

Washington State S. T. I. P.

2024 to 2027

(Project Funds to Nearest Dollar)

MPO/RTPO: SCOG

Y Inside

N Outside

November 17, 2023

County:

Agency: WSDOT - NW

Func Cls	Project Number	PIN	STIP ID	Imp Type	Total Project Length	Environmental Type	RW Required	Begin Termini	End Termini	Total Est. Cost of Project	STIP Amend. No.
03	0020(209)	102026T	WA-13368	20	0.330	CE	No	SR 20 MP 41.81	SR 20 MP 42.14	1,215,124	

SR 20/Deception and Canoe Pass Bridges - Soil Abatement

During repair and painting of the Deception and Canoe Pass bridges, WSDOT discovered that the soil beneath them has high lead content that triggers DOE regulations requiring cleanup. Removing and replacing the contaminated soils will provide safe habitat for native species. Note: This project is within the boundaries of IRTPO and SCOG. The amounts shown are for SCOG only. Total project includes Toll Credits.

Funding

Phase	Start Date	Federal Fund Code	Federal Funds		State Fund Code	State Funds	Local Funds	Total
			Federal Funds	State Funds				
CN	2024	NHPP	842,756		MVA	17,199	0	859,955
<b>Project Totals</b>			<b>842,756</b>			<b>17,199</b>	<b>0</b>	<b>859,955</b>

Expenditure Schedule

Phase	1st	2nd	3rd	4th	5th & 6th
CN	643,756	216,199	0	0	0
<b>Totals</b>	<b>643,756</b>	<b>216,199</b>	<b>0</b>	<b>0</b>	<b>0</b>

Washington State S. T. I. P.

2024 to 2027

(Project Funds to Nearest Dollar)

MPO/RTPO: SCOG

Y Inside

N Outside

November 17, 2023

County:

Agency: WSDOT - NW

Func Cls	Project Number	PIN	STIP ID	Imp Type	Total Project Length	Environmental Type	RW Required	Begin Termini	End Termini	Total Est. Cost of Project	STIP Amend. No.
03		102031G	WA-14659	20	0.590	CE	Yes	SR 20 MP 60.97	SR 20 MP 61.56	5,171,075	

SR 20/Gages Slough - Fish Passage

This project will remove the existing fish barrier and replace it with a fish passable structure.

Funding

Phase	Start Date	Federal Fund Code	Federal Funds	State Fund Code	State Funds	Local Funds	Total
PE	2026	NHPP	335,169	MVA	33,148	0	368,317
<b>Project Totals</b>			<b>335,169</b>		<b>33,148</b>	<b>0</b>	<b>368,317</b>

Expenditure Schedule

Phase	1st	2nd	3rd	4th	5th & 6th
PE	0	0	19,382	193,842	155,093
<b>Totals</b>	<b>0</b>	<b>0</b>	<b>19,382</b>	<b>193,842</b>	<b>155,093</b>

Washington State S. T. I. P.

2024 to 2027

(Project Funds to Nearest Dollar)

MPO/RTPO: SCOG

Y Inside

N Outside

November 17, 2023

County:

Agency: WSDOT - NW

Func Cls	Project Number	PIN	STIP ID	Imp Type	Total Project Length	Environmental Type	RW Required	Begin Termini	End Termini	Total Est. Cost of Project	STIP Amend. No.
04		102054D	WA-14660	40	0.020	CE	No	SR 20 MP 76.93	SR 20 MP 76.95	713,214	

SR 20/Scott Paper Rd Overcrossing Bridge - Painting

The existing paint on the steel surfaces is weathered and damaged, allowing corrosion to occur. Cleaning and painting the steel surfaces will preserve the bridge and maintain the safety of the highway.

**Funding**

Phase	Start Date	Federal Fund Code	Federal Funds	State Fund Code	State Funds	Local Funds	Total
PE	2026	STBG	121,668	MVA	12,033	0	133,701
<b>Project Totals</b>			<b>121,668</b>		<b>12,033</b>	<b>0</b>	<b>133,701</b>

**Expenditure Schedule**

Phase	1st	2nd	3rd	4th	5th & 6th
PE	0	0	32,591	96,815	4,295
CN	0	0	0	0	579,513
<b>Totals</b>	<b>0</b>	<b>0</b>	<b>32,591</b>	<b>96,815</b>	<b>583,808</b>

Washington State S. T. I. P.

2024 to 2027

(Project Funds to Nearest Dollar)

MPO/RTPO: SCOG

Y Inside

N Outside

November 17, 2023

County:

Agency: WSDOT - NW

Func Cls	Project Number	PIN	STIP ID	Imp Type	Total Project Length	Environmental Type	RW Required	Begin Termini	End Termini	Total Est. Cost of Project	STIP Amend. No.
04		153050F	WA-14661	40	0.090	CE	Yes	SR 530 MP 67.34	SR 530 MP 67.43	4,542,781	

SR 530/Rockport Bridge - Painting

The existing paint on the steel surfaces is weathered and damaged, allowing corrosion to occur. Cleaning and painting the steel surfaces will preserve the bridge and maintain the safety of the highway.

Note: This project is eligible for Toll Credits.

**Funding**

Phase	Start Date	Federal Fund Code	Federal Funds	State Fund Code	State Funds	Local Funds	Total
PE	2026	STBG	436,224	MVA	43,143	0	479,367
RW	2027	STBG	25,921	MVA	529	0	26,450
<b>Project Totals</b>			<b>462,145</b>		<b>43,672</b>	<b>0</b>	<b>505,817</b>

**Expenditure Schedule**

Phase	1st	2nd	3rd	4th	5th & 6th
PE	0	0	116,850	347,119	15,398
RW	0	0	0	25,342	1,108
CN	0	0	0	0	4,036,964
<b>Totals</b>	<b>0</b>	<b>0</b>	<b>116,850</b>	<b>372,461</b>	<b>4,053,470</b>

Washington State S. T. I. P.

2024 to 2027

(Project Funds to Nearest Dollar)

MPO/RTPO: SCOG

Y Inside

N Outside

November 17, 2023

County:

Agency: WSDOT - NW

Func Cls	Project Number	PIN	STIP ID	Imp Type	Total Project Length	Environmental Type	RW Required	Begin Termini	End Termini	Total Est. Cost of Project	STIP Amend. No.
04	0055(256)	153607D	WA-14366	40	0.120	CE	Yes	SR 536 MP 4.72	SR 536 MP 4.84	7,001,712	

SR 536/Skagit River Bridge - Painting

The existing paint on the steel surfaces is weathered and damaged, allowing corrosion to occur. Cleaning and painting the steel surfaces will preserve the bridge and maintain the safety of the highway.

NOTE: This project includes Toll Credits.

**Funding**

Phase	Start Date	Federal Fund Code	Federal Funds		State Fund Code	State Funds	Local Funds	Total
			Federal	Fund Code				
RW	2024	STBG	48,755		MVA	995	0	49,750
CN	2025	STBG	5,917,068		MVA	120,756	0	6,037,824
<b>Project Totals</b>			<b>5,965,823</b>			<b>121,751</b>	<b>0</b>	<b>6,087,574</b>

**Expenditure Schedule**

Phase	1st	2nd	3rd	4th	5th & 6th
RW	48,364	1,386	0	0	0
CN	0	4,674,877	1,362,947	0	0
<b>Totals</b>	<b>48,364</b>	<b>4,676,263</b>	<b>1,362,947</b>	<b>0</b>	<b>0</b>



Washington State S. T. I. P.

2024 to 2027

(Project Funds to Nearest Dollar)

MPO/RTPO: SCOG

Y Inside

N Outside

November 17, 2023

County:

Agency: WSDOT - NW

Func Cls	Project Number	PIN	STIP ID	Imp Type	Total Project Length	Environmental Type	RW Required	Begin Termini	End Termini	Total Est. Cost of Project	STIP Amend. No.
05	0009(085)	100942B	WA-14656	11	0.210	CE	Yes	SR 9 MP 42.76	SR 9 MP 42.97	11,441,267	

SR 9/Lake Creek Bridge - Replacement

The SR 9 bridge over Lake Creek is structurally deficient. Construct a new bridge to replace the existing bridge to preserve the structural integrity of this section of highway.

NOTE: The project funding is eligible for Toll Credits.

**Funding**

Phase	Start Date	Federal Fund Code	Federal Funds	State Fund Code	State Funds	Local Funds	Total
RW	2027	STBG	310,170	MVA	6,330	0	316,500
<b>Project Totals</b>			<b>310,170</b>		<b>6,330</b>	<b>0</b>	<b>316,500</b>

**Expenditure Schedule**

Phase	1st	2nd	3rd	4th	5th & 6th
RW	0	0	0	306,059	10,441
CN	0	0	0	0	8,808,440
<b>Totals</b>	<b>0</b>	<b>0</b>	<b>0</b>	<b>306,059</b>	<b>8,818,881</b>

Washington State S. T. I. P.

2024 to 2027

(Project Funds to Nearest Dollar)

MPO/RTPO: SCOG

Y Inside

N Outside

November 17, 2023

County:

Agency: WSDOT - NW

Func Cls	Project Number	PIN	STIP ID	Imp Type	Total Project Length	Environmental Type	RW Required	Begin Termini	End Termini	Total Est. Cost of Project	STIP Amend. No.
04		100949G	WA-14609	20	0.100	CE	Yes	SR 9 MP 48.95	SR 9 MP 49.05	6,639,717	

SR 9/Unnamed Tributary to Nookachamps Creek - Fish Passage

Remove the existing fish passage barriers and replace them with fish passable structures.

**Funding**

Phase	Start Date	Federal Fund Code	Federal Funds		State Fund Code	State Funds	Local Funds	Total
			Federal	Fund Code				
CN	2024		0		CSRF	5,005,801	0	5,005,801
CN	2024		0		MAW	102,160	0	102,160
<b>Project Totals</b>			<b>0</b>			<b>5,107,961</b>	<b>0</b>	<b>5,107,961</b>

**Expenditure Schedule**

Phase	1st	2nd	3rd	4th	5th & 6th
CN	3,583,956	1,524,005	0	0	0
<b>Totals</b>	<b>3,583,956</b>	<b>1,524,005</b>	<b>0</b>	<b>0</b>	<b>0</b>

Washington State S. T. I. P.

2024 to 2027

(Project Funds to Nearest Dollar)

MPO/RTPO: SCOG

Y Inside

N Outside

November 17, 2023

County:

Agency: WSDOT - NW

Func Cls	Project Number	PIN	STIP ID	Imp Type	Total Project Length	Environmental Type	RW Required	Begin Termini	End Termini	Total Est. Cost of Project	STIP Amend. No.
05		100959C	WA-14611	20	0.150	CE	Yes	SR 9 MP 59.00	SR 9 MP 59.15	3,063,670	

SR 9/Unnamed Tributary to Unnamed Creek - Fish Passage

Remove the existing fish passage barriers and replace them with fish passable structures.

**Funding**

Phase	Start Date	Federal Funds		State Fund Code	State Funds	Local Funds	Total
		Federal	Fund Code				
CN	2024	0		CSRF	2,153,366	0	2,153,366
CN	2024	0		MAW	43,946	0	43,946
<b>Project Totals</b>		<b>0</b>			<b>2,197,312</b>	<b>0</b>	<b>2,197,312</b>

**Expenditure Schedule**

Phase	1st	2nd	3rd	4th	5th & 6th
CN	1,541,725	655,587	0	0	0
<b>Totals</b>	<b>1,541,725</b>	<b>655,587</b>	<b>0</b>	<b>0</b>	<b>0</b>

		Federal Funds	State Funds	Local Funds	Total
<b>Agency Totals for WSDOT - NW</b>		<b>30,142,015</b>	<b>52,174,183</b>	<b>0</b>	<b>82,316,198</b>

Washington State S. T. I. P.

2024 to 2027

(Project Funds to Nearest Dollar)

MPO/RTPO: SRTC

Y Inside

N Outside

November 17, 2023

County: Spokane

Agency: Airway Heights

Func Cls	Project Number	PIN	STIP ID	Imp Type	Total Project Length	Environmental Type	RW Required	Begin Termini	End Termini	Total Est. Cost of Project	STIP Amend. No.
05			WA-15468	06	1.000	CE	No	US 2	West McFarlane Road	1,271,700	

South Hayford Road Preservation

Mill and overlay along South Hayford Road

**Funding**

Phase	Start Date	Federal	Fund Code	Federal Funds		State Funds	Local Funds	Total
				Federal Funds	State Fund Code			
PE	2024		STBG(UL)	184,431		0	27,519	211,950
CN	2025		STBG(UL)	666,019		0	393,731	1,059,750
<b>Project Totals</b>				<b>850,450</b>		<b>0</b>	<b>421,250</b>	<b>1,271,700</b>

**Expenditure Schedule**

Phase	1st	2nd	3rd	4th	5th & 6th
PE	211,950	0	0	0	0
CN	0	1,059,750	0	0	0
<b>Totals</b>	<b>211,950</b>	<b>1,059,750</b>	<b>0</b>	<b>0</b>	<b>0</b>

Agency Totals for Airway Heights	Federal Funds		State Funds	Local Funds	Total
	Federal Funds	State Fund Code			
	850,450		0	421,250	1,271,700

Washington State S. T. I. P.

2024 to 2027

(Project Funds to Nearest Dollar)

MPO/RTPO: SRTC

Y Inside

N Outside

November 17, 2023

County: Spokane

Agency: Deer Park

Func Cls	Project Number	PIN	STIP ID	Imp Type	Total Project Length	Environmental Type	RW Required	Begin Termini	End Termini	Total Est. Cost of Project	STIP Amend. No.
05	Y322(001)		WA-14691	04	0.440	CE	No	Third Street	N. City Limits	3,745,338	

N. Colville Reconstruction

Full roadway reconstruction and widening of driving surface, bike lane and on street parking, sidewalks to ADA Standards, storm water disposal upgrades and street lighting improvements.

**Funding**

Phase	Start Date	Federal	Fund Code	Federal Funds	State Fund Code	State Funds	Local Funds	Total
RW	2025		STBG(R)	43,250		0	6,750	50,000
CN	2026		STBG(R)	1,459,103		0	1,930,285	3,389,388
<b>Project Totals</b>				<b>1,502,353</b>		<b>0</b>	<b>1,937,035</b>	<b>3,439,388</b>

**Expenditure Schedule**

Phase	1st	2nd	3rd	4th	5th & 6th
RW	0	50,000	0	0	0
CN	0	0	3,389,388	0	0
<b>Totals</b>	<b>0</b>	<b>50,000</b>	<b>3,389,388</b>	<b>0</b>	<b>0</b>

	Federal Funds	State Funds	Local Funds	Total
<b>Agency Totals for Deer Park</b>	<b>1,502,353</b>	<b>0</b>	<b>1,937,035</b>	<b>3,439,388</b>

Washington State S. T. I. P.

2024 to 2027

(Project Funds to Nearest Dollar)

MPO/RTPO: SRTC

Y Inside

N Outside

November 17, 2023

County: Spokane

Agency: Fairfield

Func Cls	Project Number	PIN	STIP ID	Imp Type	Total Project Length	Environmental Type	RW Required	Begin Termini	End Termini	Total Est. Cost of Project	STIP Amend. No.
07			WA-15469	06	0.110	CE	No	Ticknor St	Main St	304,650	

Railroad Ave Rehabilitation

Patching rehab and grind and overlay of Railroad Ave between Ticknor St and Main St. ADA curb ramps to be replaced. Project is fully funded with federal funds using Toll Credits as Local Match.

**Funding**

Phase	Start Date	Federal	Fund Code	Federal Funds	State Fund Code	State Funds	Local Funds	Total
PE	2024		STBG(R)	69,650		0	0	69,650
CN	2025		STBG(R)	235,000		0	0	235,000
<b>Project Totals</b>				<b>304,650</b>		<b>0</b>	<b>0</b>	<b>304,650</b>

**Expenditure Schedule**

Phase	1st	2nd	3rd	4th	5th & 6th
PE	69,650	0	0	0	0
CN	0	235,000	0	0	0
<b>Totals</b>	<b>69,650</b>	<b>235,000</b>	<b>0</b>	<b>0</b>	<b>0</b>

	Federal Funds	State Funds	Local Funds	Total
<b>Agency Totals for Fairfield</b>	<b>304,650</b>	<b>0</b>	<b>0</b>	<b>304,650</b>

Washington State S. T. I. P.

2024 to 2027

(Project Funds to Nearest Dollar)

MPO/RTPO: SRTC

Y Inside

N Outside

November 17, 2023

County: Spokane

Agency: Liberty Lake

Func Cls	Project Number	PIN	STIP ID	Imp Type	Total Project Length	Environmental Type	RW Required	Begin Termini	End Termini	Total Est. Cost of Project	STIP Amend. No.
05			WA-15424	05	0.700	CE	No	E Country Vista Dr	N Molter Road roundabout	1,415,400	

Mission Avenue Overlay-E Country Vista Dr to N Molter Dr

Edge grind and overlay of E Mission Avenue between E Country Vista Drive and the roundabout at N Molter Road. ADA ramp upgrades will also be made within the project limits.

**Funding**

Phase	Start Date	Federal	Fund Code	Federal Funds	State Fund Code	State Funds	Local Funds	Total
PE	2024		STBG(UL)	212,325		0	70,775	283,100
CN	2025		STBG(UL)	849,225		0	283,075	1,132,300
<b>Project Totals</b>				<b>1,061,550</b>		<b>0</b>	<b>353,850</b>	<b>1,415,400</b>

**Expenditure Schedule**

Phase	1st	2nd	3rd	4th	5th & 6th
PE	283,100	0	0	0	0
CN	0	1,132,300	0	0	0
<b>Totals</b>	<b>283,100</b>	<b>1,132,300</b>	<b>0</b>	<b>0</b>	<b>0</b>

	Federal Funds	State Funds	Local Funds	Total
<b>Agency Totals for Liberty Lake</b>	<b>1,061,550</b>	<b>0</b>	<b>353,850</b>	<b>1,415,400</b>

Washington State S. T. I. P.

2024 to 2027

(Project Funds to Nearest Dollar)

MPO/RTPO: SRTC

Y Inside

N Outside

November 17, 2023

County: Spokane

Agency: Medical Lake

Func Cls	Project Number	PIN	STIP ID	Imp Type	Total Project Length	Environmental Type	RW Required	Begin Termini	End Termini	Total Est. Cost of Project	STIP Amend. No.
05	I320(006)		WA-14664	04	0.450	CE	No	SR 902	Prentis St.	511,000	

Lake St ADA Upgrades

Replacement of existing non-conforming ADA ramps and driveway approaches. The project extends from SR 902 (Lefevre St.) East to Prentis St. Adjacent pavement repair and storm water grate adjustments are anticipated. Project is fully funded with federal funds using Toll Credits as local match.

Funding

Phase	Start Date	Federal Fund Code	Federal Funds	State Fund Code	State Funds	Local Funds	Total
CN	2024	TA(R)	463,000		0	0	463,000
<b>Project Totals</b>			<b>463,000</b>		<b>0</b>	<b>0</b>	<b>463,000</b>

Expenditure Schedule

Phase	1st	2nd	3rd	4th	5th & 6th
CN	463,000	0	0	0	0
<b>Totals</b>	<b>463,000</b>	<b>0</b>	<b>0</b>	<b>0</b>	<b>0</b>

	Federal Funds	State Funds	Local Funds	Total
<b>Agency Totals for Medical Lake</b>	<b>463,000</b>	<b>0</b>	<b>0</b>	<b>463,000</b>



Washington State S. T. I. P.

2024 to 2027

(Project Funds to Nearest Dollar)

MPO/RTPO: SRTC

Y Inside

N Outside

November 17, 2023

County: Spokane

Agency: Millwood

Func Cls	Project Number	PIN	STIP ID	Imp Type	Total Project Length	Environmental Type	RW Required	Begin Termini	End Termini	Total Est. Cost of Project	STIP Amend. No.
03	4041(016)		WA-09830	03	0.330	CE	Yes	Frederick Ave	Argonne Bridge	4,444,791	

Argonne Road, Empire to Liberty Congestion Relief

This project will add left turn lanes at the signalized intersections of Argonne/Empire(Euclid) and Argonne/Liberty and the unsignalized intersection at Argonne/Dalton. The project will extend pedestrian and bicycle facilities to the north and add decorative lighting to the downtown core, add widening for turn lanes on minor streets, and add median islands at the turn lanes for safety.

Funding

Phase	Start Date	Federal Fund Code	Federal Funds		State Fund Code	State Funds	Local Funds	Total
			Federal Funds	State Funds				
CN	2024	CMAQ	2,277,664			0	504,418	2,782,082
CN	2024	STBG(UL)	6,024			0	940	6,964
<b>Project Totals</b>			<b>2,283,688</b>			<b>0</b>	<b>505,358</b>	<b>2,789,046</b>

Expenditure Schedule

Phase	1st	2nd	3rd	4th	5th & 6th
CN	2,789,046	0	0	0	0
<b>Totals</b>	<b>2,789,046</b>	<b>0</b>	<b>0</b>	<b>0</b>	<b>0</b>

Agency Totals for Millwood	Federal Funds		State Funds	Local Funds	Total
	Federal Funds	State Funds			
	2,283,688	0	0	505,358	2,789,046

Washington State S. T. I. P.

2024 to 2027

(Project Funds to Nearest Dollar)

MPO/RTPO: SRTC

Y Inside

N Outside

November 17, 2023

County: Spokane

Agency: Spokane

Func Cls	Project Number	PIN	STIP ID	Imp Type	Total Project Length	Environmental Type	RW Required	Begin Termini	End Termini	Total Est. Cost of Project	STIP Amend. No.
03	9932(077)		WA-13882	05	3.220	CE	Yes	Various	Various	7,802,000	

29th / Washington / Monroe

Maintenance grind and overlay, pavement repair, crack seal, upgrade ADA ramps.

Funding

Phase	Start Date	Federal Fund Code	Federal Funds	State Fund Code	State Funds	Local Funds	Total
CN	2024	NHPP	4,578,130		0	3,173,632	7,751,762
<b>Project Totals</b>			<b>4,578,130</b>		<b>0</b>	<b>3,173,632</b>	<b>7,751,762</b>

Expenditure Schedule

Phase	1st	2nd	3rd	4th	5th & 6th
CN	7,000,000	751,762	0	0	0
<b>Totals</b>	<b>7,000,000</b>	<b>751,762</b>	<b>0</b>	<b>0</b>	<b>0</b>

Washington State S. T. I. P.

2024 to 2027

(Project Funds to Nearest Dollar)

MPO/RTPO: SRTC

Y Inside

N Outside

November 17, 2023

County: Spokane

Agency: Spokane

Func Cls	Project Number	PIN	STIP ID	Imp Type	Total Project Length	Environmental Type	RW Required	Begin Termini	End Termini	Total Est. Cost of Project	STIP Amend. No.
03			WA-15416	05	0.690	CE	No	Monroe St	Division St	1,650,000	

3rd Ave - Monroe to Division Grind & Overlay

Pavement grind & overlay of approximately 3650 linear feet of 3rd Ave. from Monroe St. to Division St. ADA ramps will be upgraded where needed.

**Funding**

Phase	Start Date	Federal	Fund Code	Federal Funds	State Fund Code	State Funds	Local Funds	Total
PE	2024		STBG(UL)	99,068		0	50,932	150,000
CN	2025		STBG(UL)	990,682		0	509,318	1,500,000
<b>Project Totals</b>				<b>1,089,750</b>		<b>0</b>	<b>560,250</b>	<b>1,650,000</b>

**Expenditure Schedule**

Phase	1st	2nd	3rd	4th	5th & 6th
PE	150,000	0	0	0	0
CN	0	1,500,000	0	0	0
<b>Totals</b>	<b>150,000</b>	<b>1,500,000</b>	<b>0</b>	<b>0</b>	<b>0</b>

Washington State S. T. I. P.

2024 to 2027

(Project Funds to Nearest Dollar)

MPO/RTPO: SRTC

Y Inside

N Outside

November 17, 2023

County: Spokane

Agency: Spokane

Func Cls	Project Number	PIN	STIP ID	Imp Type	Total Project Length	Environmental Type	RW Required	Begin Termini	End Termini	Total Est. Cost of Project	STIP Amend. No.
03	000S(663)		WA-14954	28		CE	Yes	Various	Various	1,929,000	

Arterial Pedestrian Hybrid Beacons

Install Pedestrian Hybrid Beacons and associated sidewalk and crosswalk improvements.

**Funding**

Phase	Start Date	Federal	Fund Code	Federal Funds		State Fund Code	State Funds	Local Funds	Total
RW	2024		HSIP	164,000			0	0	164,000
CN	2025		HSIP	1,621,000			0	0	1,621,000
<b>Project Totals</b>				<b>1,785,000</b>			<b>0</b>	<b>0</b>	<b>1,785,000</b>

**Expenditure Schedule**

Phase	1st	2nd	3rd	4th	5th & 6th
RW	164,000	0	0	0	0
CN	0	1,621,000	0	0	0
<b>Totals</b>	<b>164,000</b>	<b>1,621,000</b>	<b>0</b>	<b>0</b>	<b>0</b>

Washington State S. T. I. P.

2024 to 2027

(Project Funds to Nearest Dollar)

MPO/RTPO: SRTC

Y Inside

N Outside

November 17, 2023

County: Spokane

Agency: Spokane

Func Cls	Project Number	PIN	STIP ID	Imp Type	Total Project Length	Environmental Type	RW Required	Begin Termini	End Termini	Total Est. Cost of Project	STIP Amend. No.
07	1220(041)		WA-14714	14	0.050	CE	Yes	50 feet south of Bridge	50 feet north of Bridge	2,037,000	

Chestnut St. Bridge

Hydraulic study, riprap placement, channel and bank grading and stream restoration.

**Funding**

Phase	Start Date	Federal	Fund Code	Federal Funds		State Funds		Local Funds	Total
				Federal Funds	State Fund Code	State Funds	Local Funds		
RW	2024		BR	100,000		0	0	0	100,000
CN	2025		BR	1,629,000		0	0	0	1,629,000
<b>Project Totals</b>				<b>1,729,000</b>		<b>0</b>	<b>0</b>	<b>0</b>	<b>1,729,000</b>

**Expenditure Schedule**

Phase	1st	2nd	3rd	4th	5th & 6th
RW	100,000	0	0	0	0
CN	0	1,629,000	0	0	0
<b>Totals</b>	<b>100,000</b>	<b>1,629,000</b>	<b>0</b>	<b>0</b>	<b>0</b>

Washington State S. T. I. P.

2024 to 2027

(Project Funds to Nearest Dollar)

MPO/RTPO: SRTC

Y Inside

N Outside

November 17, 2023

County: Spokane

Agency: Spokane

Func Cls	Project Number	PIN	STIP ID	Imp Type	Total Project Length	Environmental Type	RW Required	Begin Termini	End Termini	Total Est. Cost of Project	STIP Amend. No.
00	1220(044)		WA-14713	28		CE	Yes	n/a	n/a	4,931,720	

Fish Lake Trail Connection to Centennial Trail Phase 1

Project will build a shared-use path connection from the Fish Lake Trailhead at Lindeke north along Government ending near 5th Ave and down the old railroad grade to tie into Thorpe Road.

**Funding**

Phase	Start Date	Federal	Fund Code	Federal Funds	State Fund Code	State Funds	Local Funds	Total
RW	2025		TA(UL)	49,725		0	15,275	65,000
CN	2026		TA(UL)	334,208		0	102,665	436,873
CN	2026		CRP(UL)	2,291,720		0	703,992	2,995,712
CN	2026			0		0	905,964	905,964
<b>Project Totals</b>				<b>2,675,653</b>		<b>0</b>	<b>1,727,896</b>	<b>4,403,549</b>

**Expenditure Schedule**

Phase	1st	2nd	3rd	4th	5th & 6th
RW	0	65,000	0	0	0
CN	0	0	3,000,000	1,338,549	0
<b>Totals</b>	<b>0</b>	<b>65,000</b>	<b>3,000,000</b>	<b>1,338,549</b>	<b>0</b>

Washington State S. T. I. P.

2024 to 2027

(Project Funds to Nearest Dollar)

MPO/RTPO: SRTC

Y Inside

N Outside

November 17, 2023

County: Spokane

Agency: Spokane

Func Cls	Project Number	PIN	STIP ID	Imp Type	Total Project Length	Environmental Type	RW Required	Begin Termini	End Termini	Total Est. Cost of Project	STIP Amend. No.
03	9932(076)		WA-13880	05	2.400	CE	Yes	Various	Various	5,500,000	

Market / Monroe / 29th

Maintenance grind and overlay, pavement repair, crack seal and ADA ramp upgrades.

**Funding**

Phase	Start Date	Federal Fund Code	Federal Funds		State Fund Code	State Funds	Local Funds	Total
			Federal	Fund Code				
CN	2024	NHPP		1,539,654		0	0	1,539,654
CN	2024	NHFP		2,647,586		0	0	2,647,586
<b>Project Totals</b>				<b>4,187,240</b>		<b>0</b>	<b>0</b>	<b>4,187,240</b>

**Expenditure Schedule**

Phase	1st	2nd	3rd	4th	5th & 6th
CN	4,000,000	187,240	0	0	0
<b>Totals</b>	<b>4,000,000</b>	<b>187,240</b>	<b>0</b>	<b>0</b>	<b>0</b>

Washington State S. T. I. P.

2024 to 2027

(Project Funds to Nearest Dollar)

MPO/RTPO: SRTC

Y Inside

N Outside

November 17, 2023

County: Spokane

Agency: Spokane

Func Cls	Project Number	PIN	STIP ID	Imp Type	Total Project Length	Environmental Type	RW Required	Begin Termini	End Termini	Total Est. Cost of Project	STIP Amend. No.
00	1220(043)		WA-08404	28	2.140	CE	Yes	Children of the Sun Trail	Fancher	6,674,000	

Millwood Trail - Children of the Sun Trail to Fancher

Construct paved multiuse path along south side of Spokane River.

Funding

Phase	Start Date	Federal Funds		State Funds		Local Funds	Total	
		Federal	Fund Code	State Fund Code	State Funds			
PE	2024			0	MAW	650,000	0	650,000
RW	2025			0	MAW	100,000	0	100,000
CN	2026			0	MAW	5,050,000	517,000	5,567,000
<b>Project Totals</b>				<b>0</b>		<b>5,800,000</b>	<b>517,000</b>	<b>6,317,000</b>

Expenditure Schedule

Phase	1st	2nd	3rd	4th	5th & 6th
PE	150,000	500,000	0	0	0
RW	0	100,000	0	0	0
CN	0	0	2,567,000	3,000,000	0
<b>Totals</b>	<b>150,000</b>	<b>600,000</b>	<b>2,567,000</b>	<b>3,000,000</b>	<b>0</b>



Washington State S. T. I. P.

2024 to 2027

(Project Funds to Nearest Dollar)

MPO/RTPO: SRTC

Y Inside

N Outside

November 17, 2023

County: Spokane

Agency: Spokane

Func Cls	Project Number	PIN	STIP ID	Imp Type	Total Project Length	Environmental Type	RW Required	Begin Termini	End Termini	Total Est. Cost of Project	STIP Amend. No.
07	1220(042)		WA-14711	28	0.900	CE	No	Howard	Sherman	9,157,000	

Pacific Avenue Greenway

Design and build a Neighborhood Greenway along Pacific Avenue and two blocks of alley between Howard Street and Sherman Street. Includes two new traffic signals at the Browne and Division intersections.

**Funding**

Phase	Start Date	Federal	Fund Code	Federal Funds	State Fund Code	State Funds	Local Funds	Total
PE	2024			0	MAW	400,000	0	400,000
CN	2025			0	MAW	3,500,000	0	3,500,000
CN	2027		CMAQ	370,000		0	186,376	556,376
CN	2027		TA(UL)	2,808,121		0	1,414,503	4,222,624
<b>Project Totals</b>				<b>3,178,121</b>		<b>3,900,000</b>	<b>1,600,879</b>	<b>8,679,000</b>

**Expenditure Schedule**

Phase	1st	2nd	3rd	4th	5th & 6th
PE	100,000	300,000	0	0	0
CN	0	3,000,000	5,279,000	0	0
<b>Totals</b>	<b>100,000</b>	<b>3,300,000</b>	<b>5,279,000</b>	<b>0</b>	<b>0</b>

Washington State S. T. I. P.

2024 to 2027

(Project Funds to Nearest Dollar)

MPO/RTPO: SRTC

Y Inside

N Outside

November 17, 2023

County: Spokane

Agency: Spokane

Func Cls	Project Number	PIN	STIP ID	Imp Type	Total Project Length	Environmental Type	RW Required	Begin Termini	End Termini	Total Est. Cost of Project	STIP Amend. No.
03			WA-11645	05	0.220	CE	No	Monroe Street	Wall Street	1,774,000	

Riverside Avenue - Wall to Monroe

Grind and overlay of approximately 1,200 linear feet of Riverside Ave. Limited reconstruction of sidewalk at non-vaulted sidewalk locations. Updates for traffic signals and communication lines; replace one traffic signal. ADA compliance updates, including curb bump outs where feasible. Construct protected bike lanes.

Funding

Phase	Start Date	Federal Fund Code	Federal Funds		State Fund Code	State Funds	Local Funds	Total
			Federal	Fund Code				
PE	2024	STBG(UL)	161,000			0	0	161,000
<b>Project Totals</b>			<b>161,000</b>			<b>0</b>	<b>0</b>	<b>161,000</b>

Expenditure Schedule

Phase	1st	2nd	3rd	4th	5th & 6th
PE	161,000	0	0	0	0
<b>Totals</b>	<b>161,000</b>	<b>0</b>	<b>0</b>	<b>0</b>	<b>0</b>

Washington State S. T. I. P.

2024 to 2027

(Project Funds to Nearest Dollar)

MPO/RTPO: SRTC

Y Inside

N Outside

November 17, 2023

County: Spokane

Agency: Spokane

Func Cls	Project Number	PIN	STIP ID	Imp Type	Total Project Length	Environmental Type	RW Required	Begin Termini	End Termini	Total Est. Cost of Project	STIP Amend. No.
04			WA-15420	28	0.590	CE	Yes	various	various	1,959,767	

Scott Elementary Sidewalk

Install sidewalk with curb, ADA curb ramps, pedestrian scale crossing illumination, curb extensions/bulb-outs.

Funding

Phase	Start Date	Federal	Fund Code	Federal Funds		State Funds	Local Funds	Total
				Federal	State Fund Code			
PE	2024		SRTS	175,188		0	0	175,188
RW	2024		SRTS	32,700		0	0	32,700
CN	2025		SRTS	1,457,914		0	293,965	1,751,879
<b>Project Totals</b>				<b>1,665,802</b>		<b>0</b>	<b>293,965</b>	<b>1,959,767</b>

Expenditure Schedule

Phase	1st	2nd	3rd	4th	5th & 6th
PE	175,188	0	0	0	0
RW	32,700	0	0	0	0
CN	0	1,751,879	0	0	0
<b>Totals</b>	<b>207,888</b>	<b>1,751,879</b>	<b>0</b>	<b>0</b>	<b>0</b>

Washington State S. T. I. P.

2024 to 2027

(Project Funds to Nearest Dollar)

MPO/RTPO: SRTC

Y Inside

N Outside

November 17, 2023

County: Spokane

Agency: Spokane

Func Cls	Project Number	PIN	STIP ID	Imp Type	Total Project Length	Environmental Type	RW Required	Begin Termini	End Termini	Total Est. Cost of Project	STIP Amend. No.
03	9932(065)		WA-08171	28	3.200	CE	Yes	Royal St.	Deer Heights Rd	4,878,631	

Sunset Hwy (US2) Bicycle Facilities/Shared Use Path

Construct shared use path along Sunset between Deer Heights and Royal; Construct sidewalk segments to support transit stop locations; Provide pedestrian crossings with refuge islands at key crossing locations. Design funding programmed for Royal to Deer Heights. Project will be CN in phases. Phases 1 RW & CN is from Spotted to Royal. Project using Programmatic Match.

**Funding**

Phase	Start Date	Federal	Fund Code	Federal Funds		State Funds	Local Funds	Total
				Fund Code	Federal Funds			
PE	2024		STBG(UL)		95,500	0	0	95,500
RW	2025		STBG(UL)		224,000	0	0	224,000
CN	2026		STBG(UL)		2,117,500	0	0	2,117,500
CN	2027		STBG(UL)		2,000,000	0	0	2,000,000
<b>Project Totals</b>					<b>4,437,000</b>	<b>0</b>	<b>0</b>	<b>4,437,000</b>

**Expenditure Schedule**

Phase	1st	2nd	3rd	4th	5th & 6th
PE	95,500	0	0	0	0
RW	0	224,000	0	0	0
CN	0	0	2,117,500	2,000,000	0
<b>Totals</b>	<b>95,500</b>	<b>224,000</b>	<b>2,117,500</b>	<b>2,000,000</b>	<b>0</b>

Washington State S. T. I. P.

2024 to 2027

(Project Funds to Nearest Dollar)

MPO/RTPO: SRTC

Y Inside

N Outside

November 17, 2023

County: Spokane

Agency: Spokane

Func Cls	Project Number	PIN	STIP ID	Imp Type	Total Project Length	Environmental Type	RW Required	Begin Termini	End Termini	Total Est. Cost of Project	STIP Amend. No.
02	0195(072)		WA-14712	21	0.500	CE	No	Eagle Ridge Blvd.	1500' N. of Meadowlane	2,417,000	

US 195 / Meadowlane

Intersection improvements at the US-195/Meadowlane intersection including a J-turn at the north end, and relocate the west leg of the Meadowlane intersection to be in line with Eagle Ridge Boulevard. Add a southbound right turn lane at the new Eagle Ridge intersection.

Funding

Phase	Start Date	Federal	Fund Code	Federal Funds	State Fund Code	State Funds	Local Funds	Total
CN	2025		STBG(UL)	1,449,641		0	730,359	2,180,000
<b>Project Totals</b>				<b>1,449,641</b>		<b>0</b>	<b>730,359</b>	<b>2,180,000</b>

Expenditure Schedule

Phase	1st	2nd	3rd	4th	5th & 6th
CN	0	2,180,000	0	0	0
<b>Totals</b>	<b>0</b>	<b>2,180,000</b>	<b>0</b>	<b>0</b>	<b>0</b>

Washington State S. T. I. P.

2024 to 2027

(Project Funds to Nearest Dollar)

MPO/RTPO: SRTC

Y Inside

N Outside

November 17, 2023

County: Spokane

Agency: Spokane

Func Cls	Project Number	PIN	STIP ID	Imp Type	Total Project Length	Environmental Type	RW Required	Begin Termini	End Termini	Total Est. Cost of Project	STIP Amend. No.
03	9932(074)		WA-13887	14		CE	No	Various	Various	4,994,280	

Washington St. South, Washington St. North Channel and Stevens St. Bridge Deck Repair  
 Bridge deck and joint repair.

**Funding**

Phase	Start Date	Federal Fund Code	Federal Funds		State Fund Code	State Funds	Local Funds	Total
			Federal	Fund Code				
CN	2024	BR		2,435,354		0	1,618,926	4,054,280
<b>Project Totals</b>				<b>2,435,354</b>		<b>0</b>	<b>1,618,926</b>	<b>4,054,280</b>

**Expenditure Schedule**

Phase	1st	2nd	3rd	4th	5th & 6th
CN	4,054,280	0	0	0	0
<b>Totals</b>	<b>4,054,280</b>	<b>0</b>	<b>0</b>	<b>0</b>	<b>0</b>

Washington State S. T. I. P.

2024 to 2027

(Project Funds to Nearest Dollar)

MPO/RTPO: SRTC

Y Inside

N Outside

November 17, 2023

County: Spokane

Agency: Spokane

Func Cls	Project Number	PIN	STIP ID	Imp Type	Total Project Length	Environmental Type	RW Required	Begin Termini	End Termini	Total Est. Cost of Project	STIP Amend. No.
03			WA-15417	05	0.760	CE	No	3rd Ave	8/9th Ave	1,970,000	

Washington/Stevens – 3rd Ave to 8th/9th Ave Grind & Overlay

Pavement grind and overlay curb to curb of over 4,00 lineal feet of the Washington and Stevens Streets couplet (over 1,900 ft on each street) from 3rd Ave. to 8th/9th Ave. The scope includes ADA ramp improvements where needed for compliance with current standards.

**Funding**

Phase	Start Date	Federal	Fund Code	Federal Funds	State Fund Code	State Funds	Local Funds	Total
PE	2024		STBG(UL)	134,250		0	44,750	179,000
CN	2026		STBG(UL)	1,343,250		0	447,750	1,791,000
<b>Project Totals</b>				<b>1,477,500</b>		<b>0</b>	<b>492,500</b>	<b>1,970,000</b>

**Expenditure Schedule**

Phase	1st	2nd	3rd	4th	5th & 6th
PE	179,000	0	0	0	0
CN	0	1,791,000	0	0	0
<b>Totals</b>	<b>179,000</b>	<b>1,791,000</b>	<b>0</b>	<b>0</b>	<b>0</b>

Washington State S. T. I. P.

2024 to 2027

(Project Funds to Nearest Dollar)

MPO/RTPO: SRTC

Y Inside

N Outside

November 17, 2023

County: Spokane

Agency: Spokane

Func Cls	Project Number	PIN	STIP ID	Imp Type	Total Project Length	Environmental Type	RW Required	Begin Termini	End Termini	Total Est. Cost of Project	STIP Amend. No.
03			WA-15415	05	1.130	CE	No	Maple St	Division St	577,000	

Wellesley Ave - Maple to Division Chip Seal

Pavement chip seal of nearly 6,000 linear feet of road from the Maple/Wellesley intersection to westerly approach of the Wellesley/Division intersection.

**Funding**

Phase	Start Date	Federal	Fund Code	Federal Funds	State Fund Code	State Funds	Local Funds	Total
PE	2024		STBG(UL)	48,750		0	16,250	65,000
CN	2025		STBG(UL)	384,000		0	128,000	512,000
<b>Project Totals</b>				<b>432,750</b>		<b>0</b>	<b>144,250</b>	<b>577,000</b>

**Expenditure Schedule**

Phase	1st	2nd	3rd	4th	5th & 6th
PE	65,000	0	0	0	0
CN	0	512,000	0	0	0
<b>Totals</b>	<b>65,000</b>	<b>512,000</b>	<b>0</b>	<b>0</b>	<b>0</b>



Washington State S. T. I. P.

2024 to 2027

(Project Funds to Nearest Dollar)

MPO/RTPO: SRTC

Y Inside

N Outside

November 17, 2023

County: Spokane

Agency: Spokane

Func Cls	Project Number	PIN	STIP ID	Imp Type	Total Project Length	Environmental Type	RW Required	Begin Termini	End Termini	Total Est. Cost of Project	STIP Amend. No.
04	3936(005)	WA325	WA-14715	03	0.450	CE	Yes	east of Freya St.	Havana St.	4,995,000	

Wellesley Ave. - Freya to Havana

Full reconstruction of Wellesley Ave. within the project limits, widening for turn lanes at intersections. Includes new sidewalk, ADA ramps, lighting, drainage improvements and bike facilities.

**Funding**

Phase	Start Date	Federal	Fund Code	Federal Funds	State Fund Code	State Funds	Local Funds	Total
RW	2024		DEMO	191,667		0	29,913	221,580
RW	2024		NHFP	43,000		0	6,711	49,711
CN	2025		DEMO	2,972,500		0	463,916	3,436,416
<b>Project Totals</b>				<b>3,207,167</b>		<b>0</b>	<b>500,540</b>	<b>3,707,707</b>

**Expenditure Schedule**

Phase	1st	2nd	3rd	4th	5th & 6th
RW	271,291	0	0	0	0
CN	0	2,000,000	1,436,416	0	0
<b>Totals</b>	<b>271,291</b>	<b>2,000,000</b>	<b>1,436,416</b>	<b>0</b>	<b>0</b>

	Federal Funds	State Funds	Local Funds	Total
<b>Agency Totals for Spokane</b>	<b>34,489,108</b>	<b>9,700,000</b>	<b>11,360,197</b>	<b>55,549,305</b>

Washington State S. T. I. P.

2024 to 2027

(Project Funds to Nearest Dollar)

MPO/RTPO: SRTC

Y Inside

N Outside

November 17, 2023

County: Spokane

Agency: Spokane Co.

Func Cls	Project Number	PIN	STIP ID	Imp Type	Total Project Length	Environmental Type	RW Required	Begin Termini	End Termini	Total Est. Cost of Project	STIP Amend. No.
03	4041(017)		C3313	15	0.500	CE	Yes	Lacrosse Ln	Wellesley Ave	2,908,757	

Argonne Road and Upriver Drive Intersection Improvement

Improve capacity and freight circulation of the Argonne Road and Upriver Drive intersection.

**Funding**

Phase	Start Date	Federal	Fund Code	Federal Funds		State Funds		Local Funds	Total
				Federal Funds	State Fund Code	State Funds	Local Funds		
RW	2024			0		0		180,000	180,000
<b>Project Totals</b>				<b>0</b>		<b>0</b>		<b>180,000</b>	<b>180,000</b>

**Expenditure Schedule**

Phase	1st	2nd	3rd	4th	5th & 6th
RW	180,000	0	0	0	0
<b>Totals</b>	<b>180,000</b>	<b>0</b>	<b>0</b>	<b>0</b>	<b>0</b>

Washington State S. T. I. P.

2024 to 2027

(Project Funds to Nearest Dollar)

MPO/RTPO: SRTC

Y Inside

N Outside

November 17, 2023

County: Spokane

Agency: Spokane Co.

Func Cls	Project Number	PIN	STIP ID	Imp Type	Total Project Length	Environmental Type	RW Required	Begin Termini	End Termini	Total Est. Cost of Project	STIP Amend. No.
05	3958(003)		3314	04	0.380	CE	No	MP 0.00	MP 0.38	1,310,175	

Cascade Way Reconstruction-Wall to Normandie

Grind and inlay with narrowed drive lanes, bike lanes, stormwater improvements

**Funding**

Phase	Start Date	Federal Fund Code	Federal Funds	State Fund Code	State Funds	Local Funds	Total
CN	2025	STBG(UL)	958,000		0	129,330	1,087,330
<b>Project Totals</b>			<b>958,000</b>		<b>0</b>	<b>129,330</b>	<b>1,087,330</b>

**Expenditure Schedule**

Phase	1st	2nd	3rd	4th	5th & 6th
CN	0	1,087,330	0	0	0
<b>Totals</b>	<b>0</b>	<b>1,087,330</b>	<b>0</b>	<b>0</b>	<b>0</b>

Washington State S. T. I. P.

2024 to 2027

(Project Funds to Nearest Dollar)

MPO/RTPO: SRTC

Y Inside

N Outside

November 17, 2023

County: Spokane

Agency: Spokane Co.

Func Cls	Project Number	PIN	STIP ID	Imp Type	Total Project Length	Environmental Type	RW Required	Begin Termini	End Termini	Total Est. Cost of Project	STIP Amend. No.
00			WA-14682	18	0.000	CE	No	N/A	N/A	1,296,632	

Commuter Trip Reduction 2024-2026

Trip reduction, innovative transportation demand management strategies and educational outreach

**Funding**

Phase	Start Date	Federal Fund Code	Federal Funds		State Fund Code	State Funds	Local Funds	Total
			Federal	Fund Code				
PL	2024	CMAQ		330,641		0	101,569	432,210
PL	2025	CMAQ		330,641		0	101,569	432,210
PL	2026	CMAQ		330,642		0	101,570	432,212
<b>Project Totals</b>				<b>991,924</b>		<b>0</b>	<b>304,708</b>	<b>1,296,632</b>

**Expenditure Schedule**

Phase	1st	2nd	3rd	4th	5th & 6th
PL	432,210	432,210	432,211	0	0
<b>Totals</b>	<b>432,210</b>	<b>432,210</b>	<b>432,211</b>	<b>0</b>	<b>0</b>

Washington State S. T. I. P.

2024 to 2027

(Project Funds to Nearest Dollar)

MPO/RTPO: SRTC

Y Inside

N Outside

November 17, 2023

County: Spokane

Agency: Spokane Co.

Func Cls	Project Number	PIN	STIP ID	Imp Type	Total Project Length	Environmental Type	RW Required	Begin Termini	End Termini	Total Est. Cost of Project	STIP Amend. No.
05	N326(005)		3318	21	0.250	CE	Yes	MP 1.35	MP1.60	929,000	

Coulee Hite Railroad Safety Project

Install railroad advanced warning sign, flashing beacon, and red flashing light signal

**Funding**

Phase	Start Date	Federal Fund Code	Federal Funds		State Fund Code	State Funds	Local Funds	Total
			Federal	Fund Code				
RW	2024	HSIP		34,000		0	0	34,000
CN	2025	HSIP		783,000		0	0	783,000
<b>Project Totals</b>				<b>817,000</b>		<b>0</b>	<b>0</b>	<b>817,000</b>

**Expenditure Schedule**

Phase	1st	2nd	3rd	4th	5th & 6th
RW	34,000	0	0	0	0
CN	0	783,000	0	0	0
<b>Totals</b>	<b>34,000</b>	<b>783,000</b>	<b>0</b>	<b>0</b>	<b>0</b>

Washington State S. T. I. P.

2024 to 2027

(Project Funds to Nearest Dollar)

MPO/RTPO: SRTC

Y Inside

N Outside

November 17, 2023

County: Spokane

Agency: Spokane Co.

Func Cls	Project Number	PIN	STIP ID	Imp Type	Total Project Length	Environmental Type	RW Required	Begin Termini	End Termini	Total Est. Cost of Project	STIP Amend. No.
01	2032(136)	WA351	C3320	18		CE	No	N/A	N/A	3,500,000	

Craig Rd & I-90 Four Lakes Connection Planning Study

A planning and feasibility study to determine if there is a viable connection from I-90 to Craig Rd.

**Funding**

Phase	Start Date	Federal Fund Code	Federal Funds	State Fund Code	State Funds	Local Funds	Total
PL	2024	DEMO	1,789,000		0	311,000	2,100,000
<b>Project Totals</b>			<b>1,789,000</b>		<b>0</b>	<b>311,000</b>	<b>2,100,000</b>

**Expenditure Schedule**

Phase	1st	2nd	3rd	4th	5th & 6th
PL	2,100,000	0	0	0	0
<b>Totals</b>	<b>2,100,000</b>	<b>0</b>	<b>0</b>	<b>0</b>	<b>0</b>

Washington State S. T. I. P.

2024 to 2027

(Project Funds to Nearest Dollar)

MPO/RTPO: SRTC

Y Inside

N Outside

November 17, 2023

County: Spokane

Agency: Spokane Co.

Func Cls	Project Number	PIN	STIP ID	Imp Type	Total Project Length	Environmental Type	RW Required	Begin Termini	End Termini	Total Est. Cost of Project	STIP Amend. No.
05			3327	05	1.140	CE	No	MP 2.87	MP 4.01	1,078,000	

Deer Park - Milan Rd Preservation

Grind and inlay preservation project

**Funding**

Phase	Start Date	Federal	Fund Code	Federal Funds		State Funds	Local Funds	Total
				Federal Funds	State Fund Code			
PE	2024		STBG(R)	54,000		0	18,000	72,000
CN	2025		STBG(R)	754,500		0	251,500	1,006,000
<b>Project Totals</b>				<b>808,500</b>		<b>0</b>	<b>269,500</b>	<b>1,078,000</b>

**Expenditure Schedule**

Phase	1st	2nd	3rd	4th	5th & 6th
PE	72,000	0	0	0	0
CN	0	1,006,000	0	0	0
<b>Totals</b>	<b>72,000</b>	<b>1,006,000</b>	<b>0</b>	<b>0</b>	<b>0</b>

Washington State S. T. I. P.

2024 to 2027

(Project Funds to Nearest Dollar)

MPO/RTPO: SRTC

Y Inside

N Outside

November 17, 2023

County: Spokane

Agency: Spokane Co.

Func Cls	Project Number	PIN	STIP ID	Imp Type	Total Project Length	Environmental Type	RW Required	Begin Termini	End Termini	Total Est. Cost of Project	STIP Amend. No.
03	4101(001)		WA-14683	04	1.600	CE	Yes	MP 0.10	MP 1.81	7,898,570	

Harvard Road Reconstruction Phase 2

This project will install pedestrian improvements and new signalization at Wellesley intersection. The ped. improvements include constructing a sidewalk north of Wellesley Ave and separated path south of Wellesley Avenue.

**Funding**

Phase	Start Date	Federal	Fund Code	Federal Funds	State Fund Code	State Funds	Local Funds	Total
RW	2024		STBG(UL)	900,000		0	121,500	1,021,500
CN	2025		CMAQ	1,605,000		0	216,675	1,821,675
CN	2025		STBG(UL)	575,500		0	77,692	653,192
CN	2026		STBG(UL)	575,500		0	77,693	653,193
CN	2027		CMAQ	1,605,000		0	216,675	1,821,675
<b>Project Totals</b>				<b>5,261,000</b>		<b>0</b>	<b>710,235</b>	<b>5,971,235</b>

**Expenditure Schedule**

Phase	1st	2nd	3rd	4th	5th & 6th
RW	1,021,500	0	0	0	0
CN	0	2,474,867	653,193	1,821,675	0
<b>Totals</b>	<b>1,021,500</b>	<b>2,474,867</b>	<b>653,193</b>	<b>1,821,675</b>	<b>0</b>



Washington State S. T. I. P.

2024 to 2027

(Project Funds to Nearest Dollar)

MPO/RTPO: SRTC

Y Inside

N Outside

November 17, 2023

County: Spokane

Agency: Spokane Co.

Func Cls	Project Number	PIN	STIP ID	Imp Type	Total Project Length	Environmental Type	RW Required	Begin Termini	End Termini	Total Est. Cost of Project	STIP Amend. No.
05	U325(001)		WA-12666	11	0.200	CE	Yes	5.15	5.35	3,673,154	

Little Spokane Drive Bridge No.3704 Replacement

In addition to the bridge replacement, the existing roadway alignment has limited sight distance this project will study and reconstruct approach roadway.

**Funding**

Phase	Start Date	Federal Fund Code	Federal Funds	State Fund Code	State Funds	Local Funds	Total
PE	2024	BR	127,779		0	0	127,779
CN	2024	BR	3,173,768		0	0	3,173,768
<b>Project Totals</b>			<b>3,301,547</b>		<b>0</b>	<b>0</b>	<b>3,301,547</b>

**Expenditure Schedule**

Phase	1st	2nd	3rd	4th	5th & 6th
PE	127,779	0	0	0	0
CN	3,173,768	0	0	0	0
<b>Totals</b>	<b>3,301,547</b>	<b>0</b>	<b>0</b>	<b>0</b>	<b>0</b>

Washington State S. T. I. P.

2024 to 2027

(Project Funds to Nearest Dollar)

MPO/RTPO: SRTC

Y Inside

N Outside

November 17, 2023

County: Spokane

Agency: Spokane Co.

Func Cls	Project Number	PIN	STIP ID	Imp Type	Total Project Length	Environmental Type	RW Required	Begin Termini	End Termini	Total Est. Cost of Project	STIP Amend. No.
03	3892(001)		WA-14086	04	0.070		Yes	I/S Wellesley Ave	I/S Appleway Ave	1,398,000	

Wellesley Ave and Appleway Ave Roundabout

The project will construct a single lane roundabout at the intersection of Wellesley Ave. Extension, Appleway Ave., and at the Washington / Idaho State Line.

**Funding**

Phase	Start Date	Federal	Fund Code	Federal Funds	State Fund Code	State Funds	Local Funds	Total
RW	2024		HSIP	46,000		0	0	46,000
CN	2025		HSIP	1,217,000		0	126,300	1,343,300
<b>Project Totals</b>				<b>1,263,000</b>		<b>0</b>	<b>126,300</b>	<b>1,389,300</b>

**Expenditure Schedule**

Phase	1st	2nd	3rd	4th	5th & 6th
RW	46,000	0	0	0	0
CN	0	1,343,300	0	0	0
<b>Totals</b>	<b>46,000</b>	<b>1,343,300</b>	<b>0</b>	<b>0</b>	<b>0</b>

	Federal Funds	State Funds	Local Funds	Total
<b>Agency Totals for Spokane Co.</b>	<b>15,189,971</b>	<b>0</b>	<b>2,031,073</b>	<b>17,221,044</b>

Washington State S. T. I. P.

2024 to 2027

(Project Funds to Nearest Dollar)

MPO/RTPO: SRTC

Y Inside

N Outside

November 17, 2023

County: Spokane

Agency: Spokane Transit

Func Cls	Project Number	PIN	STIP ID	Imp Type	Total Project Length	Environmental Type	RW Required	Begin Termini	End Termini	Total Est. Cost of Project	STIP Amend. No.
00			WA-14718	23		CE	Yes	Various	Various	5,401,000	

I90/Valley HPT Line Park & Ride Construction

The program includes many elements of High Performance Transit along the I-90 corridor, connecting Downtown Spokane with points east, including Spokane Valley and Liberty Lake. The program includes an expansion of commuter parking capacity east of Sullivan Road (Barker to Stateline) as well as a new Mirabeau Transit Center. Argonne Station Park and Ride is included in the program, conditioned on state funding for 80% of the project costs. As grants allow and travel patterns warrant, freeway "flyer" stations will be included along the line.

**Funding**

Phase	Start Date	Federal Fund Code	Federal Funds	State Fund Code	State Funds	Local Funds	Total
PE	2024		0	WSDOT	653,200	570,400	1,223,600
RW	2024		0	WSDOT	500,000	500,000	1,000,000
CN	2024	CMAQ	1,200,000	WSDOT	1,726,800	250,600	3,177,400
<b>Project Totals</b>			<b>1,200,000</b>		<b>2,880,000</b>	<b>1,321,000</b>	<b>5,401,000</b>

**Expenditure Schedule**

Phase	1st	2nd	3rd	4th	5th & 6th
PE	1,223,600	0	0	0	0
RW	1,000,000	0	0	0	0
CN	3,177,400	0	0	0	0
<b>Totals</b>	<b>5,401,000</b>	<b>0</b>	<b>0</b>	<b>0</b>	<b>0</b>

Washington State S. T. I. P.

2024 to 2027

(Project Funds to Nearest Dollar)

MPO/RTPO: SRTC

Y Inside

N Outside

November 17, 2023

County: Spokane

Agency: Spokane Transit

Func Cls	Project Number	PIN	STIP ID	Imp Type	Total Project Length	Environmental Type	RW Required	Begin Termini	End Termini	Total Est. Cost of Project	STIP Amend. No.
00			WA-15459	23		CE	No	N/A	N/A	13,000,000	

Argonne Station Park and Ride

Build a transit station adjacent to I-90 with connectivity to new bus service on Argonne and approximately 100 car parks. Includes bus platforms and geometric changes to accommodate bus operations. Includes property acquisition.

**Funding**

Phase	Start Date	Federal	Fund Code	Federal Funds		State Fund Code	State Funds	Local Funds	Total
CN	2024			0		WSDOT	100,000	400,000	500,000
CN	2025			0		WSDOT	500,000	2,000,000	2,500,000
CN	2026			0		WSDOT	5,000,000	1,250,000	6,250,000
CN	2027			0		WSDOT	3,000,000	750,000	3,750,000
<b>Project Totals</b>				<b>0</b>			<b>8,600,000</b>	<b>4,400,000</b>	<b>13,000,000</b>

**Expenditure Schedule**

Phase	1st	2nd	3rd	4th	5th & 6th
CN	500,000	2,500,000	6,250,000	3,750,000	0
<b>Totals</b>	<b>500,000</b>	<b>2,500,000</b>	<b>6,250,000</b>	<b>3,750,000</b>	<b>0</b>

Washington State S. T. I. P.

2024 to 2027

(Project Funds to Nearest Dollar)

MPO/RTPO: SRTC

Y Inside

N Outside

November 17, 2023

County: Spokane

Agency: Spokane Transit

Func Cls	Project Number	PIN	STIP ID	Imp Type	Total Project Length	Environmental Type	RW Required	Begin Termini	End Termini	Total Est. Cost of Project	STIP Amend. No.
00			WA-14717	23		CE	No	N/A	N/A	12,000,000	

Division St BRT Project Development

This project will complete initiate and complete all project development activities for the project, including design and engineering, environmental review, project visualizations, travel demand modeling, public outreach, cost estimating, value engineering, contracting plans, project management plan and sub-plans, real estate acquisition plans, and so forth.

**Funding**

Phase	Start Date	Federal Fund Code	Federal Funds		State Fund Code	State Funds	Local Funds	Total
PE	2024	CMAQ	1,000,000			0	5,400,000	6,400,000
PE	2025		0			0	4,600,000	4,600,000
PE	2026		0			0	1,000,000	1,000,000
<b>Project Totals</b>			<b>1,000,000</b>			<b>0</b>	<b>11,000,000</b>	<b>12,000,000</b>

**Expenditure Schedule**

Phase	1st	2nd	3rd	4th	5th & 6th
PE	4,600,000	4,600,000	1,000,000	0	0
<b>Totals</b>	<b>4,600,000</b>	<b>4,600,000</b>	<b>1,000,000</b>	<b>0</b>	<b>0</b>

Washington State S. T. I. P.

2024 to 2027

(Project Funds to Nearest Dollar)

MPO/RTPO: SRTC

Y Inside

N Outside

November 17, 2023

County: Spokane

Agency: Spokane Transit

Func Cls	Project Number	PIN	STIP ID	Imp Type	Total Project Length	Environmental Type	RW Required	Begin Termini	End Termini	Total Est. Cost of Project	STIP Amend. No.
00			WA-07237	23	0.000	CE	No	NA	NA	24,304,052	

Fixed Route Bus Purchase (5339)

Purchase diesel/electric buses for fixed route transit service.

**Funding**

Phase	Start Date	Federal Fund Code	Federal Funds		State Fund Code	State Funds	Local Funds	Total
			Federal	Fund Code				
CN	2024	5339		1,014,452		0	253,613	1,268,065
CN	2025	5339		1,065,175		0	266,293	1,331,468
CN	2026	5339		1,118,434		0	279,608	1,398,042
<b>Project Totals</b>				<b>3,198,061</b>		<b>0</b>	<b>799,514</b>	<b>3,997,575</b>

**Expenditure Schedule**

Phase	1st	2nd	3rd	4th	5th & 6th
CN	1,268,065	1,331,468	1,398,042	0	0
<b>Totals</b>	<b>1,268,065</b>	<b>1,331,468</b>	<b>1,398,042</b>	<b>0</b>	<b>0</b>

Washington State S. T. I. P.

2024 to 2027

(Project Funds to Nearest Dollar)

MPO/RTPO: SRTC

Y Inside

N Outside

November 17, 2023

County: Spokane

Agency: Spokane Transit

Func Cls	Project Number	PIN	STIP ID	Imp Type	Total Project Length	Environmental Type	RW Required	Begin Termini	End Termini	Total Est. Cost of Project	STIP Amend. No.
00			WA-04660	23	0.000	CE	No	NA	NA	41,250,000	

Preventive Maintenance

Eligible preventive maintenance activities.

**Funding**

Phase	Start Date	Federal Fund Code	Federal Funds		State Fund Code	State Funds	Local Funds	Total
			Federal	Fund Code				
CN	2024	5307	10,900,000			0	2,725,000	13,625,000
CN	2025	5307	11,000,000			0	2,750,000	13,750,000
CN	2026	5307	11,100,000			0	2,775,000	13,875,000
<b>Project Totals</b>			<b>33,000,000</b>			<b>0</b>	<b>8,250,000</b>	<b>41,250,000</b>

**Expenditure Schedule**

Phase	1st	2nd	3rd	4th	5th & 6th
CN	13,625,000	13,750,000	13,875,000	0	0
<b>Totals</b>	<b>13,625,000</b>	<b>13,750,000</b>	<b>13,875,000</b>	<b>0</b>	<b>0</b>

Washington State S. T. I. P.

2024 to 2027

(Project Funds to Nearest Dollar)

MPO/RTPO: SRTC

Y Inside

N Outside

November 17, 2023

County: Spokane

Agency: Spokane Transit

Func Cls	Project Number	PIN	STIP ID	Imp Type	Total Project Length	Environmental Type	RW Required	Begin Termini	End Termini	Total Est. Cost of Project	STIP Amend. No.
00			WA-09380	23		CE	No	N/A	N/A	4,023,598	

Section 5310 Funding for Seniors and People with Disabilities

The projects under this program include both traditional category projects (capital) and "other" category projects (operating). STA issues a Call for Projects to non profits, agencies, and jurisdictions to apply for the funds in accordance with the FTA approved Program Management Plan. The local share amount varies depending on the project type (15% for ADA capital, 20% for capital/mobility management, and 50% for operating/direct services).

**Funding**

Phase	Start Date	Federal Fund Code	Federal Funds	State Fund Code	State Funds	Local Funds	Total
CN	2024	5310	1,242,661		0	730,063	1,972,724
CN	2025	5310	639,671		0	375,807	1,015,478
CN	2026	5310	652,218		0	383,178	1,035,396
<b>Project Totals</b>			<b>2,534,550</b>		<b>0</b>	<b>1,489,048</b>	<b>4,023,598</b>

**Expenditure Schedule**

Phase	1st	2nd	3rd	4th	5th & 6th
CN	1,972,724	1,015,478	1,035,396	0	0
<b>Totals</b>	<b>1,972,724</b>	<b>1,015,478</b>	<b>1,035,396</b>	<b>0</b>	<b>0</b>

	Federal Funds	State Funds	Local Funds	Total
<b>Agency Totals for Spokane Transit</b>	<b>40,932,611</b>	<b>11,480,000</b>	<b>27,259,562</b>	<b>79,672,173</b>



Washington State S. T. I. P.

2024 to 2027

(Project Funds to Nearest Dollar)

MPO/RTPO: SRTC

Y Inside

N Outside

November 17, 2023

County: Spokane

Agency: Spokane Valley

Func Cls	Project Number	PIN	STIP ID	Imp Type	Total Project Length	Environmental Type	RW Required	Begin Termini	End Termini	Total Est. Cost of Project	STIP Amend. No.
00	000S(671)		WA-14756	21	0.010	CE	No	Various locations	Various locations	122,000	

2022 Citywide Signal Backplates

Add retroreflective signal backplates to signal heads at signalized intersections.

Funding

Phase	Start Date	Federal Fund Code	Federal Funds	State Fund Code	State Funds	Local Funds	Total
CN	2024	HSIP	111,000		0	0	111,000
<b>Project Totals</b>			<b>111,000</b>		<b>0</b>	<b>0</b>	<b>111,000</b>

Expenditure Schedule

Phase	1st	2nd	3rd	4th	5th & 6th
CN	111,000	0	0	0	0
<b>Totals</b>	<b>111,000</b>	<b>0</b>	<b>0</b>	<b>0</b>	<b>0</b>

Washington State S. T. I. P.

2024 to 2027

(Project Funds to Nearest Dollar)

MPO/RTPO: SRTC

Y Inside

N Outside

November 17, 2023

County: Spokane

Agency: Spokane Valley

Func Cls	Project Number	PIN	STIP ID	Imp Type	Total Project Length	Environmental Type	RW Required	Begin Termini	End Termini	Total Est. Cost of Project	STIP Amend. No.
03			WA-14651	15	0.150	CE	No	Indiana Ave.	Mission Ave.	1,500,000	

Argonne I-90 Bridge (PE Only)

Preliminary design & alternatives analysis for adding a third lane and bicycle/pedestrian facilities to Argonne Rd. bridge over I-90.

**Funding**

Phase	Start Date	Federal	Fund Code	Federal Funds		State Fund Code	State Funds	Local Funds	Total
PE	2024		HIP(UL)	347,746			0	54,273	402,019
PE	2024		STBG	949,754			0	148,227	1,097,981
<b>Project Totals</b>				<b>1,297,500</b>			<b>0</b>	<b>202,500</b>	<b>1,500,000</b>

**Expenditure Schedule**

Phase	1st	2nd	3rd	4th	5th & 6th
PE	750,000	750,000	0	0	0
<b>Totals</b>	<b>750,000</b>	<b>750,000</b>	<b>0</b>	<b>0</b>	<b>0</b>

Washington State S. T. I. P.

2024 to 2027

(Project Funds to Nearest Dollar)

MPO/RTPO: SRTC

Y Inside

N Outside

November 17, 2023

County: Spokane

Agency: Spokane Valley

Func Cls	Project Number	PIN	STIP ID	Imp Type	Total Project Length	Environmental Type	RW Required	Begin Termini	End Termini	Total Est. Cost of Project	STIP Amend. No.
03	0027(020)	WA334	WA-10615	22	0.560	CE	Yes	Mirabeau Parkway	800' North of Trent (on Cement)	43,371,026	

Pines Road/BNSF Grade Separation

Construct a grade-separated intersection for Pines Road (SR 27) at the BNSF railway crossing. The project proposes a Pines Road underpass at the railroad tracks; lowers the intersection and adds lanes at the nearby Pines Road/Trent Avenue (SR 290).

**Funding**

Phase	Start Date	Federal	Fund Code	Federal Funds		Local Funds	Total
				State Fund Code	State Funds		
CN	2024		STBG(UL)		1,525,600	82,030	1,607,630
CN	2024		RAISE		21,689,221	0	21,689,221
CN	2024		DEMO		5,000,000	780,347	5,780,347
CN	2025			MAW	0	243,547	5,243,547
CN	2025		CMAQ		2,000,000	312,139	2,312,139
CN	2026		CMAQ		2,879,000	449,324	3,328,324
<b>Project Totals</b>					<b>33,093,821</b>	<b>1,867,387</b>	<b>39,961,208</b>

**Expenditure Schedule**

Phase	1st	2nd	3rd	4th	5th & 6th
CN	10,000,000	15,000,000	15,117,277	0	0
<b>Totals</b>	<b>10,000,000</b>	<b>15,000,000</b>	<b>15,117,277</b>	<b>0</b>	<b>0</b>

Washington State S. T. I. P.

2024 to 2027

(Project Funds to Nearest Dollar)

MPO/RTPO: SRTC

Y Inside

N Outside

November 17, 2023

County: Spokane

Agency: Spokane Valley

Func Cls	Project Number	PIN	STIP ID	Imp Type	Total Project Length	Environmental Type	RW Required	Begin Termini	End Termini	Total Est. Cost of Project	STIP Amend. No.
04		WA330	WA-14652	03	0.200	CE	Yes	Appleway Ave.	Sprague Ave.	3,150,484	

S. Barker Rd. (Appleway-Sprague)

Construct three lane urban section with bike lanes, sidewalks, and storm water facilities. Signal improvements and intersection rechannelization at Appleway intersection as required.

**Funding**

Phase	Start Date	Federal	Fund Code	Federal Funds	State Fund Code	State Funds	Local Funds	Total
RW	2024		DEMO	720,891		0	112,509	833,400
CN	2024		STBG	1,083,400		0	1,166,196	2,249,596
<b>Project Totals</b>				<b>1,804,291</b>		<b>0</b>	<b>1,278,705</b>	<b>3,082,996</b>

**Expenditure Schedule**

Phase	1st	2nd	3rd	4th	5th & 6th
RW	833,400	0	0	0	0
CN	2,249,596	0	0	0	0
<b>Totals</b>	<b>3,082,996</b>	<b>0</b>	<b>0</b>	<b>0</b>	<b>0</b>

Washington State S. T. I. P.

2024 to 2027

(Project Funds to Nearest Dollar)

MPO/RTPO: SRTC

Y Inside

N Outside

November 17, 2023

County: Spokane

Agency: Spokane Valley

Func Cls	Project Number	PIN	STIP ID	Imp Type	Total Project Length	Environmental Type	RW Required	Begin Termini	End Termini	Total Est. Cost of Project	STIP Amend. No.
06		WA330	WA-14701	16	0.600	CE	Yes	Sprague Ave.	8th Ave.	2,635,964	

S. Barker Rd. ROW Acquisition

Property acquisitions for corridor improvements.

**Funding**

Phase	Start Date	Federal	Fund Code	Federal Funds		State Funds		Local Funds	Total
						State Fund Code	State Funds		
RW	2024		DEMO		2,279,109		0	356,855	2,635,964
<b>Project Totals</b>					<b>2,279,109</b>		<b>0</b>	<b>356,855</b>	<b>2,635,964</b>

**Expenditure Schedule**

Phase	1st	2nd	3rd	4th	5th & 6th
RW	2,635,964	0	0	0	0
<b>Totals</b>	<b>2,635,964</b>	<b>0</b>	<b>0</b>	<b>0</b>	<b>0</b>

Washington State S. T. I. P.

2024 to 2027

(Project Funds to Nearest Dollar)

MPO/RTPO: SRTC

Y Inside

N Outside

November 17, 2023

County: Spokane

Agency: Spokane Valley

Func Cls	Project Number	PIN	STIP ID	Imp Type	Total Project Length	Environmental Type	RW Required	Begin Termini	End Termini	Total Est. Cost of Project	STIP Amend. No.
03			WA-15426	05	1.000	CE	Yes	Bowdish Rd.	McDonald Rd.	3,081,342	

Sprague Preservation at SR 27

Pavement preservation with locations of full depth patching.

**Funding**

Phase	Start Date	Federal	Fund Code	Federal Funds		State Funds		Local Funds	Total
				Federal Funds	State Fund Code	State Funds	Local Funds		
PE	2024		STBG(UL)	80,408		0	12,549	92,957	
RW	2024		STBG(UL)	103,800		0	16,200	120,000	
CN	2027		STBG(UL)	1,315,792		0	1,552,593	2,868,385	
<b>Project Totals</b>				<b>1,500,000</b>		<b>0</b>	<b>1,581,342</b>	<b>3,081,342</b>	

**Expenditure Schedule**

Phase	1st	2nd	3rd	4th	5th & 6th
PE	92,957	0	0	0	0
RW	120,000	0	0	0	0
CN	0	0	0	2,868,385	0
<b>Totals</b>	<b>212,957</b>	<b>0</b>	<b>0</b>	<b>2,868,385</b>	<b>0</b>

Washington State S. T. I. P.

2024 to 2027

(Project Funds to Nearest Dollar)

MPO/RTPO: SRTC

Y Inside

N Outside

November 17, 2023

County: Spokane

Agency: Spokane Valley

Func Cls	Project Number	PIN	STIP ID	Imp Type	Total Project Length	Environmental Type	RW Required	Begin Termini	End Termini	Total Est. Cost of Project	STIP Amend. No.
03			WA-15428	05	1.000	CE	Yes	Spokane River	Kiernan	3,175,744	

Sullivan Preservation - Spokane River to Kiernan

Pavement preservation with locations of full depth patching.

**Funding**

Phase	Start Date	Federal	Fund Code	Federal Funds		State Funds	Local Funds	Total
				Federal Funds	State Fund Code			
PE	2024		STBG(UL)	73,740		0	11,508	85,248
RW	2024		STBG(UL)	43,250		0	6,750	50,000
CN	2027		STBG(UL)	1,383,010		0	1,657,486	3,040,496
<b>Project Totals</b>				<b>1,500,000</b>		<b>0</b>	<b>1,675,744</b>	<b>3,175,744</b>

**Expenditure Schedule**

Phase	1st	2nd	3rd	4th	5th & 6th
PE	85,248	0	0	0	0
RW	50,000	0	0	0	0
CN	0	0	0	3,040,496	0
<b>Totals</b>	<b>135,248</b>	<b>0</b>	<b>0</b>	<b>3,040,496</b>	<b>0</b>

Washington State S. T. I. P.

2024 to 2027

(Project Funds to Nearest Dollar)

MPO/RTPO: SRTC

Y Inside

N Outside

November 17, 2023

County: Spokane

Agency: Spokane Valley

Func Cls	Project Number	PIN	STIP ID	Imp Type	Total Project Length	Environmental Type	RW Required	Begin Termini	End Termini	Total Est. Cost of Project	STIP Amend. No.
03	9932(078)	WA350	WA-13031	03	0.630	CE	No	Kiernan Ave	Wellesley Ave	42,624,991	

Sullivan/Trent Interchange

Interchange reconstruction of Sullivan Road over SR 290 (Trent) and BNSF Railway tracks. Replaces both Sullivan Rd bridges over Trent Ave and modifies the on/off ramp connections on Trent Ave.

**Funding**

Phase	Start Date	Federal	Fund Code	Federal Funds	State Fund Code	State Funds	Local Funds	Total
PE	2024		NHFP	1,367,000		0	213,347	1,580,347
RW	2024		DEMO	2,650,000		0	413,584	3,063,584
<b>Project Totals</b>				<b>4,017,000</b>		<b>0</b>	<b>626,931</b>	<b>4,643,931</b>

**Expenditure Schedule**

Phase	1st	2nd	3rd	4th	5th & 6th
PE	1,580,347	0	0	0	0
RW	2,000,000	1,063,584	0	0	0
<b>Totals</b>	<b>3,580,347</b>	<b>1,063,584</b>	<b>0</b>	<b>0</b>	<b>0</b>



Washington State S. T. I. P.

2024 to 2027

(Project Funds to Nearest Dollar)

MPO/RTPO: SRTC

Y Inside

N Outside

November 17, 2023

County: Spokane

Agency: Spokane Valley

Func Cls	Project Number	PIN	STIP ID	Imp Type	Total Project Length	Environmental Type	RW Required	Begin Termini	End Termini	Total Est. Cost of Project	STIP Amend. No.
03	0290(027)		WA-14755	21	0.230	CE	No	Dale	Evergreen	419,000	

Trent Ave Access Control Safety Improvements

Addition of protected turning movements for traffic to/from Trent Avenue at or near Dale Rd., McDonald Rd., and Evergreen Rd.

**Funding**

Phase	Start Date	Federal Fund Code	Federal Funds	State Fund Code	State Funds	Local Funds	Total
CN	2024	HSIP	364,000		0	0	364,000
<b>Project Totals</b>			<b>364,000</b>		<b>0</b>	<b>0</b>	<b>364,000</b>

**Expenditure Schedule**

Phase	1st	2nd	3rd	4th	5th & 6th
CN	364,000	0	0	0	0
<b>Totals</b>	<b>364,000</b>	<b>0</b>	<b>0</b>	<b>0</b>	<b>0</b>

	Federal Funds	State Funds	Local Funds	Total
<b>Agency Totals for Spokane Valley</b>	<b>45,966,721</b>	<b>5,000,000</b>	<b>7,589,464</b>	<b>58,556,185</b>

Washington State S. T. I. P.

2024 to 2027

(Project Funds to Nearest Dollar)

MPO/RTPO: SRTC

Y Inside

N Outside

November 17, 2023

County: Spokane

Agency: SRTC

Func Cls	Project Number	PIN	STIP ID	Imp Type	Total Project Length	Environmental Type	RW Required	Begin Termini	End Termini	Total Est. Cost of Project	STIP Amend. No.
00			WA-14866	18	0.000	CE	No	N/A	N/A	578,035	

2026 Metropolitan Transportation Planning

This project will support the tasks outlined in SRTC's Unified Planning Work Program (UPWP), primarily tasks related to the maintenance and implementation of the Metropolitan Transportation Plan and any approved planning and consultation studies.

**Funding**

Phase	Start Date	Federal	Fund Code	Federal Funds	State Fund Code	State Funds	Local Funds	Total
PL	2026		STBG(UL)	500,000		0	78,035	578,035
<b>Project Totals</b>				<b>500,000</b>		<b>0</b>	<b>78,035</b>	<b>578,035</b>

**Expenditure Schedule**

Phase	1st	2nd	3rd	4th	5th & 6th
PL	0	0	578,035	0	0
<b>Totals</b>	<b>0</b>	<b>0</b>	<b>578,035</b>	<b>0</b>	<b>0</b>

	Federal Funds	State Funds	Local Funds	Total
<b>Agency Totals for SRTC</b>	<b>500,000</b>	<b>0</b>	<b>78,035</b>	<b>578,035</b>

Washington State S. T. I. P.

2024 to 2027

(Project Funds to Nearest Dollar)

MPO/RTPO: SRTC

Y Inside

N Outside

November 17, 2023

County:

Agency: WSDOT - EAST

Func Cls	Project Number	PIN	STIP ID	Imp Type	Total Project Length	Environmental Type	RW Required	Begin Termini	End Termini	Total Est. Cost of Project	STIP Amend. No.
00			SRTMC2024	24	0.000	CE	No	0.00	0.00	2,104,115	

2024-2026 SRTMC Operations

Operations of the Spokane Regional Traffic Management Center. (SRTMC)  
Project is fully funded with federal funds using Toll Credit as local match.

**Funding**

Phase	Start Date	Federal	Fund Code	Federal Funds	State Fund Code	State Funds	Local Funds	Total
PE	2024		STBG(UL)	701,372		0	0	701,372
PE	2025		STBG(UL)	701,372		0	0	701,372
PE	2026		STBG(UL)	701,371		0	0	701,371
<b>Project Totals</b>				<b>2,104,115</b>		<b>0</b>	<b>0</b>	<b>2,104,115</b>

**Expenditure Schedule**

Phase	1st	2nd	3rd	4th	5th & 6th
PE	701,372	701,372	701,371	0	0
<b>Totals</b>	<b>701,372</b>	<b>701,372</b>	<b>701,371</b>	<b>0</b>	<b>0</b>

Washington State S. T. I. P.

2024 to 2027

(Project Funds to Nearest Dollar)

MPO/RTPO: SRTC

Y Inside

N Outside

November 17, 2023

County:

Agency: WSDOT - EAST

Func Cls	Project Number	PIN	STIP ID	Imp Type	Total Project Length	Environmental Type	RW Required	Begin Termini	End Termini	Total Est. Cost of Project	STIP Amend. No.
00		BPSRTC	BSRTC P1	05	0.000	CE	No	000	000	26,117,014	

Asphalt/Chip Seal Preservation Spokane Regional Transportation Council

Grouping of preservation projects for state highways and freeways in Spokane County. Pavement condition rating is project to drop below the adopted standards at multiple project locations. By inlaying the existing roadway with hot mix asphalt, the existing pavement condition rating will be increased to be within adopted standards. Find a list of included projects at [www.wsdot.wa.gov/ProjectSearch](http://www.wsdot.wa.gov/ProjectSearch)

Funding

Phase	Start Date	Federal Fund Code	Federal Funds		State Funds		Local Funds	Total
			Federal	Fund Code	State Fund Code	State Funds		
PE	2024	NHPP	1,577,115		MVA	176,501	0	1,753,616
PE	2025		0		MVA	51,717	0	51,717
PE	2026		0		MVA	35,236	0	35,236
PE	2027		0		MVA	193,965	0	193,965
CN	2025		0		MVA	25,395	0	25,395
CN	2026		0		MVA	471,205	0	471,205
CN	2027		0		MVA	163,835	0	163,835
<b>Project Totals</b>			<b>1,577,115</b>			<b>1,117,854</b>	<b>0</b>	<b>2,694,969</b>

Expenditure Schedule

Phase	1st	2nd	3rd	4th	5th & 6th
PE	1,753,616	51,717	35,236	193,965	0
CN	0	25,394	471,205	163,835	0
<b>Totals</b>	<b>1,753,616</b>	<b>77,111</b>	<b>506,441</b>	<b>357,800</b>	<b>0</b>

Washington State S. T. I. P.

2024 to 2027

(Project Funds to Nearest Dollar)

MPO/RTPO: SRTC

Y Inside

N Outside

November 17, 2023

County:

Agency: WSDOT - EAST

Func Cls	Project Number	PIN	STIP ID	Imp Type	Total Project Length	Environmental Type	RW Required	Begin Termini	End Termini	Total Est. Cost of Project	STIP Amend. No.
00	9999(853)	600026J	600026J32	44	0.000	CE	No	0.00	0.00	2,725,662	

Eastern Region - TMC Equipment Replacement

Remove, replace and upgrade obsolete equipment at Transportation Management Center. Upgrade HAR communication technology, existing system communication is obsolete.

Funding

Phase	Start Date	Federal Fund Code	Federal Funds	State Fund Code	State Funds	Local Funds	Total
CN	2024	STBG	1,286,393	MVA	26,252	0	1,312,645
<b>Project Totals</b>			<b>1,286,393</b>		<b>26,252</b>	<b>0</b>	<b>1,312,645</b>

Expenditure Schedule

Phase	1st	2nd	3rd	4th	5th & 6th
CN	903,978	408,767	0	0	0
<b>Totals</b>	<b>903,978</b>	<b>408,767</b>	<b>0</b>	<b>0</b>	<b>0</b>

Washington State S. T. I. P.

2024 to 2027

(Project Funds to Nearest Dollar)

MPO/RTPO: SRTC

Y Inside

N Outside

November 17, 2023

County:

Agency: WSDOT - EAST

Func Cls	Project Number	PIN	STIP ID	Imp Type	Total Project Length	Environmental Type	RW Required	Begin Termini	End Termini	Total Est. Cost of Project	STIP Amend. No.
00	9999(900)	600026I	600026I32	21	0.000	CE	No	0.00	0.00	437,302	

Eastern Region Major Electrical Rehabilitation - RWIS Rebuild

Remove and replace obsolete RWIS Systems throughout the Region.

Also in NEW, QuadCo, and Palouse RTPOs. Amount shown is for work in SRTC MPO.

**Funding**

Phase	Start Date	Federal Fund Code	Federal Funds	State Fund Code	State Funds	Local Funds	Total
CN	2025	STBG	387,659	MVA	7,912	0	395,571
<b>Project Totals</b>			<b>387,659</b>		<b>7,912</b>	<b>0</b>	<b>395,571</b>

**Expenditure Schedule**

Phase	1st	2nd	3rd	4th	5th & 6th
CN	0	117,944	277,627	0	0
<b>Totals</b>	<b>0</b>	<b>117,944</b>	<b>277,627</b>	<b>0</b>	<b>0</b>

Washington State S. T. I. P.

2024 to 2027

(Project Funds to Nearest Dollar)

MPO/RTPO: SRTC

Y Inside

N Outside

November 17, 2023

County:

Agency: WSDOT - EAST

Func Cls	Project Number	PIN	STIP ID	Imp Type	Total Project Length	Environmental Type	RW Required	Begin Termini	End Termini	Total Est. Cost of Project	STIP Amend. No.
01	0906(242)	609068C	609068C32	21	1.220	CE	No	281.26	282.48	239,253	

I-90 Division/Custer/Arthur/Hamilton - ITS Cabinet Rebuilds

ER Maintenance work PIF - rebuild ITS cabinets.

Funding

Phase	Start Date	Federal Fund Code	Federal Funds		State Fund Code	State Funds	Local Funds	Total
			Federal	Fund Code				
CN	2024	NHPP	223,680		MVA	4,564	0	228,244
<b>Project Totals</b>			<b>223,680</b>			<b>4,564</b>	<b>0</b>	<b>228,244</b>

Expenditure Schedule

Phase	1st	2nd	3rd	4th	5th & 6th
CN	218,093	0	0	0	0
<b>Totals</b>	<b>218,093</b>	<b>0</b>	<b>0</b>	<b>0</b>	<b>0</b>

Washington State S. T. I. P.

2024 to 2027

(Project Funds to Nearest Dollar)

MPO/RTPO: SRTC

Y Inside

N Outside

November 17, 2023

County:

Agency: WSDOT - EAST

Func Cls	Project Number	PIN	STIP ID	Imp Type	Total Project Length	Environmental Type	RW Required	Begin Termini	End Termini	Total Est. Cost of Project	STIP Amend. No.
01		609048S	609048S32	47	0.130	CE	No	282.11	282.24	10,883,640	

I-90/3rd Ave Crossing - Bridge Deck Rehabilitation

Rehabilitate bridge deck with preparation, repair and new wearing surface, work to preserve structural integrity, asset utility and extend the life of the bridge.

**Funding**

Phase	Start Date	Federal	Fund Code	Federal Funds	State Fund Code	State Funds	Local Funds	Total
PE	2025		NHPP	556,646	MVA	23,194	0	579,840
CN	2027		NHPP	10,097,724	MVA	206,076	0	10,303,800
<b>Project Totals</b>				<b>10,654,370</b>		<b>229,270</b>	<b>0</b>	<b>10,883,640</b>

**Expenditure Schedule**

Phase	1st	2nd	3rd	4th	5th & 6th
PE	0	9,163	504,051	66,626	0
CN	0	0	0	10,303,800	0
<b>Totals</b>	<b>0</b>	<b>9,163</b>	<b>504,051</b>	<b>10,370,426</b>	<b>0</b>



Washington State S. T. I. P.

2024 to 2027

(Project Funds to Nearest Dollar)

MPO/RTPO: SRTC

Y Inside

N Outside

November 17, 2023

County:

Agency: WSDOT - EAST

Func Cls	Project Number	PIN	STIP ID	Imp Type	Total Project Length	Environmental Type	RW Required	Begin Termini	End Termini	Total Est. Cost of Project	STIP Amend. No.
01		609068B	609068B23	04	0.020	CE	No	0.01	0.03	1,249,500	

I-90/Broadway Interchange West - Signal Replacement  
Remove and replace signal system.

Funding

Phase	Start Date	Federal Fund Code	Federal Funds		State Fund Code	State Funds	Local Funds	Total
			Federal	Fund Code				
PE	2026	NHPP	174,672		MVA	7,278	0	181,950
<b>Project Totals</b>			<b>174,672</b>			<b>7,278</b>	<b>0</b>	<b>181,950</b>

Expenditure Schedule

Phase	1st	2nd	3rd	4th	5th & 6th
PE	0	0	9,171	91,728	81,051
CN	0	0	0	0	1,067,550
<b>Totals</b>	<b>0</b>	<b>0</b>	<b>9,171</b>	<b>91,728</b>	<b>1,148,601</b>

Washington State S. T. I. P.

2024 to 2027

(Project Funds to Nearest Dollar)

MPO/RTPO: SRTC

Y Inside

N Outside

November 17, 2023

County:

Agency: WSDOT - EAST

Func Cls	Project Number	PIN	STIP ID	Imp Type	Total Project Length	Environmental Type	RW Required	Begin Termini	End Termini	Total Est. Cost of Project	STIP Amend. No.
01	0904(130)	609019G	609019G32	21	60.600	CE	No	192.00	272.60	915,700	

I-90/Guardrail Basic Safety - Rehabilitation

Remove, replace and rehabilitate existing guardrail, insure terminals are crashworthy and system meets standards. Also in QuadCo RTPO. Amount shown is for work in SRTC MPO.

Funding

Phase	Start Date	Federal Fund Code	Federal Funds	State Fund Code	State Funds	Local Funds	Total
CN	2025	NHPP	774,690	MVA	15,810	0	790,500
<b>Project Totals</b>			<b>774,690</b>		<b>15,810</b>	<b>0</b>	<b>790,500</b>

Expenditure Schedule

Phase	1st	2nd	3rd	4th	5th & 6th
CN	0	33,987	704,601	51,912	0
<b>Totals</b>	<b>0</b>	<b>33,987</b>	<b>704,601</b>	<b>51,912</b>	<b>0</b>

Washington State S. T. I. P.

2024 to 2027

(Project Funds to Nearest Dollar)

MPO/RTPO: SRTC

Y Inside

N Outside

November 17, 2023

County:

Agency: WSDOT - EAST

Func Cls	Project Number	PIN	STIP ID	Imp Type	Total Project Length	Environmental Type	RW Required	Begin Termini	End Termini	Total Est. Cost of Project	STIP Amend. No.
01		609048L	609048L31	47	0.190	CE	No	0.40	0.59	3,159,400	

I-90/Hamilton St EB Off-Ramp - Bridge Deck Repair

Bridge 90/562E - E Hamilton Trent St EB off-ramp deck repair. Rehabilitate existing bridge deck and perform additional depth deck repair as needed. Replace deck with a high early modified concrete overlay to preserve the structural integrity of the bridge.

Funding

Phase	Start Date	Federal Fund Code	Federal Funds	State Fund Code	State Funds	Local Funds	Total
PE	2027	NHPP	270,864	MVA	11,286	0	282,150
<b>Project Totals</b>			<b>270,864</b>		<b>11,286</b>	<b>0</b>	<b>282,150</b>

Expenditure Schedule

Phase	1st	2nd	3rd	4th	5th & 6th
PE	0	0	0	260,536	21,614
CN	0	0	0	0	2,877,250
<b>Totals</b>	<b>0</b>	<b>0</b>	<b>0</b>	<b>260,536</b>	<b>2,898,864</b>

Washington State S. T. I. P.

2024 to 2027

(Project Funds to Nearest Dollar)

MPO/RTPO: SRTC

Y Inside

N Outside

November 17, 2023

County:

Agency: WSDOT - EAST

Func Cls	Project Number	PIN	STIP ID	Imp Type	Total Project Length	Environmental Type	RW Required	Begin Termini	End Termini	Total Est. Cost of Project	STIP Amend. No.
01		609047B	609047B32	14	0.370	CE	No	279.40	279.77	9,694,471	

I-90/Latah Creek Crossing - Bridge Rehab

Repair the foundations, columns and abutments of Bridges 90/540 N&S to preserve structural integrity and extend the service life of the structure (s).

**Funding**

Phase	Start Date	Federal Fund Code	Federal Funds	State Fund Code	State Funds	Local Funds	Total
PE	2026	BR	1,055,703	MVA	43,987	0	1,099,690
<b>Project Totals</b>			<b>1,055,703</b>		<b>43,987</b>	<b>0</b>	<b>1,099,690</b>

**Expenditure Schedule**

Phase	1st	2nd	3rd	4th	5th & 6th
PE	0	0	39,863	817,573	242,255
CN	0	0	0	0	8,594,780
<b>Totals</b>	<b>0</b>	<b>0</b>	<b>39,863</b>	<b>817,573</b>	<b>8,837,035</b>

Washington State S. T. I. P.

2024 to 2027

(Project Funds to Nearest Dollar)

MPO/RTPO: SRTC

Y Inside

N Outside

November 17, 2023

County:

Agency: WSDOT - EAST

Func Cls	Project Number	PIN	STIP ID	Imp Type	Total Project Length	Environmental Type	RW Required	Begin Termini	End Termini	Total Est. Cost of Project	STIP Amend. No.
01	0906(243)	609002B	609002B32	28	2.000	EA	No	282.00	284.00	8,000,000	

I-90/Liberty Park Land Bridge

Design a land bridge to re-connect the communities on the north and south side of Interstate 90.

Funding

Phase	Start Date	Federal Fund Code	Federal Funds		State Funds		Local Funds	Total
			Fund Code	Funds	State Fund Code	Funds		
PE	2025	RAISE		2,000,000	MAW	2,000,000	0	4,000,000
<b>Project Totals</b>				<b>2,000,000</b>		<b>2,000,000</b>	<b>0</b>	<b>4,000,000</b>

Expenditure Schedule

Phase	1st	2nd	3rd	4th	5th & 6th
PE	0	2,500,000	1,500,000	0	0
<b>Totals</b>	<b>0</b>	<b>2,500,000</b>	<b>1,500,000</b>	<b>0</b>	<b>0</b>

Washington State S. T. I. P.

2024 to 2027

(Project Funds to Nearest Dollar)

MPO/RTPO: SRTC

Y Inside

N Outside

November 17, 2023

County:

Agency: WSDOT - EAST

Func Cls	Project Number	PIN	STIP ID	Imp Type	Total Project Length	Environmental Type	RW Required	Begin Termini	End Termini	Total Est. Cost of Project	STIP Amend. No.
01		609048P	609048P32	14	0.210	CE	No	280.85	281.06	3,096,000	

I-90/Lincoln, Brown WB Ramps - Bridge Deck Rehab/Expansion Joint Repair

Remove and replace expansion joints and rehabilitate bridge decks on Bridges 90/546W-N and 90/546S-W to preserve the structural integrity, and extend the life of the bridges.

**Funding**

Phase	Start Date	Federal Fund Code	Federal Funds	State Fund Code	State Funds	Local Funds	Total
PE	2027	NHPP	362,880	MVA	15,120	0	378,000
<b>Project Totals</b>			<b>362,880</b>		<b>15,120</b>	<b>0</b>	<b>378,000</b>

**Expenditure Schedule**

Phase	1st	2nd	3rd	4th	5th & 6th
PE	0	0	0	32,609	345,391
CN	0	0	0	0	2,718,000
<b>Totals</b>	<b>0</b>	<b>0</b>	<b>0</b>	<b>32,609</b>	<b>3,063,391</b>

Washington State S. T. I. P.

2024 to 2027

(Project Funds to Nearest Dollar)

MPO/RTPO: SRTC

Y Inside

N Outside

November 17, 2023

County:

Agency: WSDOT - EAST

Func Cls	Project Number	PIN	STIP ID	Imp Type	Total Project Length	Environmental Type	RW Required	Begin Termini	End Termini	Total Est. Cost of Project	STIP Amend. No.
01		609048N	609048N32	47	0.010	CE	No	279.27	279.28	913,500	

I-90/Lindeke St Crossing - Bridge Deck Repair

Rehabilitate existing bridge deck and perform additional depth deck repair as needed. Replace deck with a high early modified concrete overlay to preserve the structural integrity of the bridge.

**Funding**

Phase	Start Date	Federal	Fund Code	Federal Funds	State Fund Code	State Funds	Local Funds	Total
PE	2026		NHPP	176,832	MVA	7,368	0	184,200
CN	2026		NHPP	714,714	MVA	14,586	0	729,300
<b>Project Totals</b>				<b>891,546</b>		<b>21,954</b>	<b>0</b>	<b>913,500</b>

**Expenditure Schedule**

Phase	1st	2nd	3rd	4th	5th & 6th
PE	0	0	169,911	14,289	0
CN	0	0	0	478,468	250,832
<b>Totals</b>	<b>0</b>	<b>0</b>	<b>169,911</b>	<b>492,757</b>	<b>250,832</b>

Washington State S. T. I. P.

2024 to 2027

(Project Funds to Nearest Dollar)

MPO/RTPO: SRTC

Y Inside

N Outside

November 17, 2023

County:

Agency: WSDOT - EAST

Func Cls	Project Number	PIN	STIP ID	Imp Type	Total Project Length	Environmental Type	RW Required	Begin Termini	End Termini	Total Est. Cost of Project	STIP Amend. No.
01		609068A	609068A32	21	0.030	CE	No	86.53	86.56	1,225,500	

I-90/Pines Interchange South - Signal Replacement

Remove and replace signal at the end of its useful service life.

Funding

Phase	Start Date	Federal Fund Code	Federal Funds	State Fund Code	State Funds	Local Funds	Total
PE	2026	NHPP	173,808	MVA	7,242	0	181,050
<b>Project Totals</b>			<b>173,808</b>		<b>7,242</b>	<b>0</b>	<b>181,050</b>

Expenditure Schedule

Phase	1st	2nd	3rd	4th	5th & 6th
PE	0	0	15,741	157,428	7,881
CN	0	0	0	0	1,044,450
<b>Totals</b>	<b>0</b>	<b>0</b>	<b>15,741</b>	<b>157,428</b>	<b>1,052,331</b>



Washington State S. T. I. P.

2024 to 2027

(Project Funds to Nearest Dollar)

MPO/RTPO: SRTC

Y Inside

N Outside

November 17, 2023

County:

Agency: WSDOT - EAST

Func Cls	Project Number	PIN	STIP ID	Imp Type	Total Project Length	Environmental Type	RW Required	Begin Termini	End Termini	Total Est. Cost of Project	STIP Amend. No.
01		609048U	609048U32	14	0.970	CE	No	285.75	286.72	1,945,750	

I-90/RR, Broadway, Park Rd Crossings - Expansion Joint Repair

Remove and replace expansion joints.

Funding

Phase	Start Date	Federal Fund Code	Federal Funds	State Fund Code	State Funds	Local Funds	Total
PE	2026	NHPP	289,920	MVA	12,080	0	302,000
<b>Project Totals</b>			<b>289,920</b>		<b>12,080</b>	<b>0</b>	<b>302,000</b>

Expenditure Schedule

Phase	1st	2nd	3rd	4th	5th & 6th
PE	0	0	135,291	159,027	7,682
CN	0	0	0	0	1,643,750
<b>Totals</b>	<b>0</b>	<b>0</b>	<b>135,291</b>	<b>159,027</b>	<b>1,651,432</b>

Washington State S. T. I. P.

2024 to 2027

(Project Funds to Nearest Dollar)

MPO/RTPO: SRTC

Y Inside

N Outside

November 17, 2023

County:

Agency: WSDOT - EAST

Func Cls	Project Number	PIN	STIP ID	Imp Type	Total Project Length	Environmental Type	RW Required	Begin Termini	End Termini	Total Est. Cost of Project	STIP Amend. No.
01		609067B	609067B32	14	1.170	CE	No	280.16	281.33	5,856,600	

I-90/Spokane Viaduct Bridge Deck Rehab

Rehabilitate bridge by rut-fill leveling with polyester concrete.

Funding

Phase	Start Date	Federal Fund Code	Federal Funds		State Fund Code	State Funds	Local Funds	Total
			Federal	Fund Code				
PE	2026	BR	576,576		MVA	24,024	0	600,600
CN	2027	BR	5,150,880		MVA	105,120	0	5,256,000
<b>Project Totals</b>			<b>5,727,456</b>			<b>129,144</b>	<b>0</b>	<b>5,856,600</b>

Expenditure Schedule

Phase	1st	2nd	3rd	4th	5th & 6th
PE	0	0	586,495	14,105	0
CN	0	0	0	5,256,000	0
<b>Totals</b>	<b>0</b>	<b>0</b>	<b>586,495</b>	<b>5,270,105</b>	<b>0</b>

Washington State S. T. I. P.

2024 to 2027

(Project Funds to Nearest Dollar)

MPO/RTPO: SRTC

Y Inside

N Outside

November 17, 2023

County:

Agency: WSDOT - EAST

Func Cls	Project Number	PIN	STIP ID	Imp Type	Total Project Length	Environmental Type	RW Required	Begin Termini	End Termini	Total Est. Cost of Project	STIP Amend. No.
03		619500G	619500G32	21	91.170	CE	No	0.00	91.17	1,052,175	

US 195/Guardrail Basic Safety - Rehabilitation

Remove, replace and rehabilitate existing guardrail, insure terminals are crashworthy and system meets standards. Also in Palouse RTPO. The amount shown is for work in SRTC MPO.

Funding

Phase	Start Date	Federal	Fund Code	Federal Funds	State Fund Code	State Funds	Local Funds	Total
PE	2026		NHPP	119,448	MVA	4,977	0	124,425
CN	2027		NHPP	909,195	MVA	18,555	0	927,750
<b>Project Totals</b>				<b>1,028,643</b>		<b>23,532</b>	<b>0</b>	<b>1,052,175</b>

Expenditure Schedule

Phase	1st	2nd	3rd	4th	5th & 6th
PE	0	0	54,162	70,264	0
CN	0	0	0	23,666	904,085
<b>Totals</b>	<b>0</b>	<b>0</b>	<b>54,162</b>	<b>93,930</b>	<b>904,085</b>

Washington State S. T. I. P.

2024 to 2027

(Project Funds to Nearest Dollar)

MPO/RTPO: SRTC

Y Inside

N Outside

November 17, 2023

County:

Agency: WSDOT - EAST

Func Cls	Project Number	PIN	STIP ID	Imp Type	Total Project Length	Environmental Type	RW Required	Begin Termini	End Termini	Total Est. Cost of Project	STIP Amend. No.
00		600200F	600200F32	21	0.000	CE	No	0.00	0.00	72,263	

US 2 Fairchild, US 195 Colfax, US 395 Colville - CCTV Replacements

ER Maintenance work PIF - remove and replace existing CCTV systems.

Also in NEW and Palouse RTPOs. The amount shown is for work in SRTC MPO.

Funding

Phase	Start Date	Federal Fund Code	Federal Funds	State Fund Code	State Funds	Local Funds	Total
CN	2025	STBG	67,140	MVA	1,370	0	68,510
<b>Project Totals</b>			<b>67,140</b>		<b>1,370</b>	<b>0</b>	<b>68,510</b>

Expenditure Schedule

Phase	1st	2nd	3rd	4th	5th & 6th
CN	0	5,719	62,791	0	0
<b>Totals</b>	<b>0</b>	<b>5,719</b>	<b>62,791</b>	<b>0</b>	<b>0</b>

Washington State S. T. I. P.

2024 to 2027

(Project Funds to Nearest Dollar)

MPO/RTPO: SRTC

Y Inside

N Outside

November 17, 2023

County:

Agency: WSDOT - EAST

Func Cls	Project Number	PIN	STIP ID	Imp Type	Total Project Length	Environmental Type	RW Required	Begin Termini	End Termini	Total Est. Cost of Project	STIP Amend. No.
03		600230E	600230E32	04	0.020	CE	No	298.27	298.29	927,931	

US 2/Day Mt. Spokane - Signal Replacement

Remove and replace signal at the end of its useful service life.

Funding

Phase	Start Date	Federal Fund Code	Federal Funds		State Fund Code	State Funds	Local Funds	Total
CN	2024	STBG	773,050		MVA	15,777	0	788,827
<b>Project Totals</b>			<b>773,050</b>			<b>15,777</b>	<b>0</b>	<b>788,827</b>

Expenditure Schedule

Phase	1st	2nd	3rd	4th	5th & 6th
CN	2,660	410,081	376,086	0	0
<b>Totals</b>	<b>2,660</b>	<b>410,081</b>	<b>376,086</b>	<b>0</b>	<b>0</b>

Washington State S. T. I. P.

2024 to 2027

(Project Funds to Nearest Dollar)

MPO/RTPO: SRTC

Y Inside

N Outside

November 17, 2023

County:

Agency: WSDOT - EAST

Func Cls	Project Number	PIN	STIP ID	Imp Type	Total Project Length	Environmental Type	RW Required	Begin Termini	End Termini	Total Est. Cost of Project	STIP Amend. No.
03		600227K	600227K32	14	0.030	CE	No	272.41	272.44	1,334,470	

US 2/Deep Ck Crossing - Bridge Repair

Bridge 2/606 special bridge repair to columns & girders.

**Funding**

Phase	Start Date	Federal	Fund Code	Federal Funds		State Funds		Local Funds	Total
				Fund Code	Federal Funds	State Fund Code	State Funds		
PE	2025		NHPP		218,522	MVA	13,948	0	232,470
CN	2026		NHPP		1,079,960	MVA	22,040	0	1,102,000
<b>Project Totals</b>					<b>1,298,482</b>		<b>35,988</b>	<b>0</b>	<b>1,334,470</b>

**Expenditure Schedule**

Phase	1st	2nd	3rd	4th	5th & 6th
PE	0	5,355	227,115	0	0
CN	0	0	3,016	1,098,984	0
<b>Totals</b>	<b>0</b>	<b>5,355</b>	<b>230,131</b>	<b>1,098,984</b>	<b>0</b>

Washington State S. T. I. P.

2024 to 2027

(Project Funds to Nearest Dollar)

MPO/RTPO: SRTC

Y Inside

N Outside

November 17, 2023

County:

Agency: WSDOT - EAST

Func Cls	Project Number	PIN	STIP ID	Imp Type	Total Project Length	Environmental Type	RW Required	Begin Termini	End Termini	Total Est. Cost of Project	STIP Amend. No.
03		600231D	600231D32	04	0.080	CE	No	310.12	310.20	941,700	

US 2/Deer Park & Milan Rd - Roundabout Conversion

Intersection control conversion from signal to roundabout. Signal will be removed and replaced with roundabout.

Funding

Phase	Start Date	Federal Fund Code	Federal Funds		State Fund Code	State Funds	Local Funds	Total
			Federal	Fund Code				
PE	2025	STBG	114,048	MVA	4,752	0	118,800	
CN	2027	STBG	806,442	MVA	16,458	0	822,900	
<b>Project Totals</b>			<b>920,490</b>		<b>21,210</b>	<b>0</b>	<b>941,700</b>	

Expenditure Schedule

Phase	1st	2nd	3rd	4th	5th & 6th
PE	0	7,136	60,056	51,608	0
CN	0	0	0	2,145	820,755
<b>Totals</b>	<b>0</b>	<b>7,136</b>	<b>60,056</b>	<b>53,753</b>	<b>820,755</b>

Washington State S. T. I. P.

2024 to 2027

(Project Funds to Nearest Dollar)

MPO/RTPO: SRTC

Y Inside

N Outside

November 17, 2023

County:

Agency: WSDOT - EAST

Func Cls	Project Number	PIN	STIP ID	Imp Type	Total Project Length	Environmental Type	RW Required	Begin Termini	End Termini	Total Est. Cost of Project	STIP Amend. No.
03		600231I	600231I32	04	0.020	CE	No	313.41	313.43	213,150	

US 2/Elk Bridges Rd - Flasher Replacement

Remove and replace 4-Way Flasher System at the end of its useful service life.

Funding

Phase	Start Date	Federal Fund Code	Federal Funds		State Fund Code	State Funds	Local Funds	Total
			Federal	Fund Code				
PE	2024	STBG	55,824		MVA	2,326	0	58,150
CN	2026	STBG	151,900		MVA	3,100	0	155,000
<b>Project Totals</b>			<b>207,724</b>			<b>5,426</b>	<b>0</b>	<b>213,150</b>

Expenditure Schedule

Phase	1st	2nd	3rd	4th	5th & 6th
PE	2,930	29,318	25,902	0	0
CN	0	0	522	154,478	0
<b>Totals</b>	<b>2,930</b>	<b>29,318</b>	<b>26,424</b>	<b>154,478</b>	<b>0</b>



Washington State S. T. I. P.

2024 to 2027

(Project Funds to Nearest Dollar)

MPO/RTPO: SRTC

Y Inside

N Outside

November 17, 2023

County:

Agency: WSDOT - EAST

Func Cls	Project Number	PIN	STIP ID	Imp Type	Total Project Length	Environmental Type	RW Required	Begin Termini	End Termini	Total Est. Cost of Project	STIP Amend. No.
03		600282A	600282A32	14	0.150	CE	No	282.03	282.18	3,445,600	

US 2/Sunset Airport I/C - Bridge Deck Rehab/Expansion Joint Repair

Remove and replace expansion joints, rehab bridge deck with prep, repair and new wearing surface, work to preserve structural integrity, utility and extend the life of Bridges 2/614N&S, 2/615N&S, and 2/615W-W.

Funding

Phase	Start Date	Federal	Fund Code	Federal Funds	State Fund Code	State Funds	Local Funds	Total
PE	2026		NHPP	463,872	MVA	19,328	0	483,200
CN	2027		NHPP	2,903,152	MVA	59,248	0	2,962,400
<b>Project Totals</b>				<b>3,367,024</b>		<b>78,576</b>	<b>0</b>	<b>3,445,600</b>

Expenditure Schedule

Phase	1st	2nd	3rd	4th	5th & 6th
PE	0	0	457,270	25,930	0
CN	0	0	0	2,962,400	0
<b>Totals</b>	<b>0</b>	<b>0</b>	<b>457,270</b>	<b>2,988,330</b>	<b>0</b>

Washington State S. T. I. P.

2024 to 2027

(Project Funds to Nearest Dollar)

MPO/RTPO: SRTC

Y Inside

N Outside

November 17, 2023

County:

Agency: WSDOT - EAST

Func Cls	Project Number	PIN	STIP ID	Imp Type	Total Project Length	Environmental Type	RW Required	Begin Termini	End Termini	Total Est. Cost of Project	STIP Amend. No.
03		639516P	639516P32	04	0.020	CE	No	166.59	166.61	452,900	

US 395/Hastings Rd - Signal Rebuild

Several existing signal systems are outdated and require frequent and extensive maintenance. By replacing these obsolete signal systems using current technology and standards, the risk of failure and the high cost of maintenance will be reduced.

**Funding**

Phase	Start Date	Federal Fund Code	Federal Funds	State Fund Code	State Funds	Local Funds	Total
PE	2025	STBG	111,648	MVA	4,652	0	116,300
CN	2026	STBG	329,868	MVA	6,732	0	336,600
<b>Project Totals</b>			<b>441,516</b>		<b>11,384</b>	<b>0</b>	<b>452,900</b>

**Expenditure Schedule**

Phase	1st	2nd	3rd	4th	5th & 6th
PE	0	71,827	44,473	0	0
CN	0	0	214,420	122,180	0
<b>Totals</b>	<b>0</b>	<b>71,827</b>	<b>258,893</b>	<b>122,180</b>	<b>0</b>

Washington State S. T. I. P.

2024 to 2027

(Project Funds to Nearest Dollar)

MPO/RTPO: SRTC

Y Inside

N Outside

November 17, 2023

County:

Agency: WSDOT - EAST

Func Cls	Project Number	PIN	STIP ID	Imp Type	Total Project Length	Environmental Type	RW Required	Begin Termini	End Termini	Total Est. Cost of Project	STIP Amend. No.
02		600015S	600015S32	01	3.220	EIS	Yes	282.37	285.59	312,615,174	

US 395/NSC I-90 to Sprague Ave

This project provides for the improvement of the North Spokane Corridor by constructing a new interchange with Interstate 90, by grading, drainage, paving, structures, erosion control, traffic control, site preparation, and other work.

Funding

Phase	Start Date	Federal	Fund Code	Federal Funds	State Fund Code	State Funds	Local Funds	Total
CN	2024			0	CWA	277,057,157	0	277,057,157
<b>Project Totals</b>				<b>0</b>		<b>277,057,157</b>	<b>0</b>	<b>277,057,157</b>

Expenditure Schedule

Phase	1st	2nd	3rd	4th	5th & 6th
CN	2,017,009	15,484,254	41,120,686	54,323,432	164,111,776
<b>Totals</b>	<b>2,017,009</b>	<b>15,484,254</b>	<b>41,120,686</b>	<b>54,323,432</b>	<b>164,111,776</b>

Washington State S. T. I. P.

2024 to 2027

(Project Funds to Nearest Dollar)

MPO/RTPO: SRTC

Y Inside

N Outside

November 17, 2023

County:

Agency: WSDOT - EAST

Func Cls	Project Number	PIN	STIP ID	Imp Type	Total Project Length	Environmental Type	RW Required	Begin Termini	End Termini	Total Est. Cost of Project	STIP Amend. No.
02		600015P	600015P32	08	0.670	EIS	Yes	157.88	158.55	233,952,575	

US 395/NSC Sprague Ave to Spokane River - Stage 2

This project provides for the improvement of the North Spokane Corridor from Milepost 158.03 to Ermina Ave by constructing two two lanes in each direction by grading, drainage, paving, structures, erosion control, traffic control, site preparation and other work. -

**Funding**

Phase	Start Date	Federal	Fund Code	Federal Funds	State Fund Code	State Funds	Local Funds	Total
PE	2024			0	CWA	3,005,392	0	3,005,392
CN	2024			0	CWA	224,042,575	0	224,042,575
<b>Project Totals</b>				<b>0</b>		<b>227,047,967</b>	<b>0</b>	<b>227,047,967</b>

**Expenditure Schedule**

Phase	1st	2nd	3rd	4th	5th & 6th
PE	3,005,392	0	0	0	0
CN	2,603,701	41,912,562	53,805,743	54,479,547	71,241,022
<b>Totals</b>	<b>5,609,093</b>	<b>41,912,562</b>	<b>53,805,743</b>	<b>54,479,547</b>	<b>71,241,022</b>

Washington State S. T. I. P.

2024 to 2027

(Project Funds to Nearest Dollar)

MPO/RTPO: SRTC

Y Inside

N Outside

November 17, 2023

County:

Agency: WSDOT - EAST

Func Cls	Project Number	PIN	STIP ID	Imp Type	Total Project Length	Environmental Type	RW Required	Begin Termini	End Termini	Total Est. Cost of Project	STIP Amend. No.
02		600015Q	600015Q32	08	0.650	EIS	Yes	157.23	157.88	81,360,924	

US 395/NSC Sprague Ave to Spokane River - Stage 3

This project provides for the improvement of the North Spokane Corridor from Sprague Avenue to Milepost 158.03 by constructing two two lanes in each direction by grading, drainage, paving, structures, erosion control, traffic control, site preparation and other work.

**Funding**

Phase	Start Date	Federal	Fund Code	Federal Funds	State Fund Code	State Funds	Local Funds	Total
CN	2024			0	CWA	79,613,924	0	79,613,924
<b>Project Totals</b>				<b>0</b>		<b>79,613,924</b>	<b>0</b>	<b>79,613,924</b>

**Expenditure Schedule**

Phase	1st	2nd	3rd	4th	5th & 6th
CN	9,078,169	23,832,042	23,537,287	22,894,316	272,110
<b>Totals</b>	<b>9,078,169</b>	<b>23,832,042</b>	<b>23,537,287</b>	<b>22,894,316</b>	<b>272,110</b>

	Federal Funds	State Funds	Local Funds	Total
<b>Agency Totals for WSDOT - EAST</b>	<b>36,058,940</b>	<b>587,562,064</b>	<b>0</b>	<b>623,621,004</b>

Washington State S. T. I. P.

2024 to 2027

(Project Funds to Nearest Dollar)

MPO/RTPO: SWW RTPO

N Inside

Y Outside

November 17, 2023

County: Grays Harbor

Agency: Aberdeen

Func Cls	Project Number	PIN	STIP ID	Imp Type	Total Project Length	Environmental Type	RW Required	Begin Termini	End Termini	Total Est. Cost of Project	STIP Amend. No.
03	CNWA (025)		WA-06712	44	0.200	CE	Yes	Wishkah St. adjacent to Walmart	Wishkah Street	72,960,000	

Aberdeen US 12 Highway-Rail Separation Project

Replace at grade railroad crossing and signalized intersection of US 12 at the Puget Sound and Pacific short line rail line with an overpass and roundabout at the Chehalis Street intersection.

Funding

Phase	Start Date	Federal Fund Code	Federal Funds		Local Funds	Total
			State Fund Code	State Funds		
RW	2025			0	CWA 9,754,000	0 9,754,000
CN	2026			0	CWA 34,906,000	0 34,906,000
CN	2027			0	CWA 25,370,000	0 25,370,000
<b>Project Totals</b>				<b>0</b>	<b>70,030,000</b>	<b>0 70,030,000</b>

Expenditure Schedule

Phase	1st	2nd	3rd	4th	5th & 6th
RW	0	9,754,000	0	0	0
CN	0	0	34,906,000	25,370,000	0
<b>Totals</b>	<b>0</b>	<b>9,754,000</b>	<b>34,906,000</b>	<b>25,370,000</b>	<b>0</b>

Washington State S. T. I. P.

2024 to 2027

(Project Funds to Nearest Dollar)

MPO/RTPO: SWW RTPO

N Inside

Y Outside

November 17, 2023

County: Grays Harbor

Agency: Aberdeen

Func Cls	Project Number	PIN	STIP ID	Imp Type	Total Project Length	Environmental Type	RW Required	Begin Termini	End Termini	Total Est. Cost of Project	STIP Amend. No.
05	5035(004)		WA-07998	11	0.200	CE	Yes	E. 1st St	Lafayette St.	19,983,000	

North Aberdeen Bridge Replacement

Replace concrete girder bridge with pre-stressed concrete girder bridge

**Funding**

Phase	Start Date	Federal	Fund Code	Federal Funds	State Fund Code	State Funds	Local Funds	Total
RW	2025		BR	500,000		0	0	500,000
CN	2026		BR	19,483,000		0	0	19,483,000
<b>Project Totals</b>				<b>19,983,000</b>		<b>0</b>	<b>0</b>	<b>19,983,000</b>

**Expenditure Schedule**

Phase	1st	2nd	3rd	4th	5th & 6th
RW	0	500,000	0	0	0
CN	0	0	19,483,000	0	0
<b>Totals</b>	<b>0</b>	<b>500,000</b>	<b>19,483,000</b>	<b>0</b>	<b>0</b>

Washington State S. T. I. P.

2024 to 2027

(Project Funds to Nearest Dollar)

MPO/RTPO: SWW RTPO

N Inside

Y Outside

November 17, 2023

County: Grays Harbor

Agency: Aberdeen

Func Cls	Project Number	PIN	STIP ID	Imp Type	Total Project Length	Environmental Type	RW Required	Begin Termini	End Termini	Total Est. Cost of Project	STIP Amend. No.
03	0101(402)		WA-14531	28	0.950	CE	Yes	Williams Street	Myrtle Street	1,383,562	

Sumner Ave Sidewalk Improvements

Construct sidewalks, curbs, gutters, and curb ramps along the south side of Sumner Avenue (US 101) to complete the gaps in pedestrian facilities between Myrtle Street and Williams Street.

**Funding**

Phase	Start Date	Federal	Fund Code	Federal Funds	State Fund Code	State Funds	Local Funds	Total
RW	2025		TA(US)	23,333		0	3,642	26,975
CN	2026		TA(US)	295,834	TIB	398,476	531,547	1,225,857
<b>Project Totals</b>				<b>319,167</b>		<b>398,476</b>	<b>535,189</b>	<b>1,252,832</b>

**Expenditure Schedule**

Phase	1st	2nd	3rd	4th	5th & 6th
RW	0	26,975	0	0	0
CN	0	0	1,225,857	0	0
<b>Totals</b>	<b>0</b>	<b>26,975</b>	<b>1,225,857</b>	<b>0</b>	<b>0</b>



Washington State S. T. I. P.

2024 to 2027

(Project Funds to Nearest Dollar)

MPO/RTPO: SWW RTPO

N Inside

Y Outside

November 17, 2023

County: Grays Harbor

Agency: Aberdeen

Func Cls	Project Number	PIN	STIP ID	Imp Type	Total Project Length	Environmental Type	RW Required	Begin Termini	End Termini	Total Est. Cost of Project	STIP Amend. No.
05	000S(656)		WA-07950	38		CE	Yes	Various	Various	560,000	

Systemic Pedestrian Safety Improvements

Install pedestrian activated crosswalk signs, curb extensions, high visibility crosswalk markings, signing, pavement markings, and curb ramps at various intersections on W 1st St, E 1st St, and W Market St

**Funding**

Phase	Start Date	Federal	Fund Code	Federal Funds	State Fund Code	State Funds	Local Funds	Total
RW	2024			0		0	10,000	10,000
CN	2025		HSIP	550,000		0	0	550,000
<b>Project Totals</b>				<b>550,000</b>		<b>0</b>	<b>10,000</b>	<b>560,000</b>

**Expenditure Schedule**

Phase	1st	2nd	3rd	4th	5th & 6th
RW	10,000	0	0	0	0
CN	0	550,000	0	0	0
<b>Totals</b>	<b>10,000</b>	<b>550,000</b>	<b>0</b>	<b>0</b>	<b>0</b>

Washington State S. T. I. P.

2024 to 2027

(Project Funds to Nearest Dollar)

MPO/RTPO: SWW RTPO

N Inside

Y Outside

November 17, 2023

County: Grays Harbor

Agency: Aberdeen

Func Cls	Project Number	PIN	STIP ID	Imp Type	Total Project Length	Environmental Type	RW Required	Begin Termini	End Termini	Total Est. Cost of Project	STIP Amend. No.
03	0101(394)		WA-09138	21	1.440	CE	Yes	MP 81.73	MP 83.17	1,870,815	

US 101 Safety Improvements

Lane reduction / re-striping - 1 lane in both directions with dedicated turn lane. Bike paths, Sidewalks, ADA ramps, Bulbouts, Associated drainage features.

**Funding**

Phase	Start Date	Federal	Fund Code	Federal Funds	State Fund Code	State Funds	Local Funds	Total
CN	2025		STBG(US)	900,000		0	569,926	1,469,926
<b>Project Totals</b>				<b>900,000</b>		<b>0</b>	<b>569,926</b>	<b>1,469,926</b>

**Expenditure Schedule**

Phase	1st	2nd	3rd	4th	5th & 6th
CN	0	1,469,926	0	0	0
<b>Totals</b>	<b>0</b>	<b>1,469,926</b>	<b>0</b>	<b>0</b>	<b>0</b>

	Federal Funds	State Funds	Local Funds	Total
<b>Agency Totals for Aberdeen</b>	<b>21,752,167</b>	<b>70,428,476</b>	<b>1,115,115</b>	<b>93,295,758</b>

Washington State S. T. I. P.

2024 to 2027

(Project Funds to Nearest Dollar)

MPO/RTPO: SWW RTPO

N Inside

Y Outside

November 17, 2023

County: Cowlitz

Agency: Castle Rock

Func Cls	Project Number	PIN	STIP ID	Imp Type	Total Project Length	Environmental Type	RW Required	Begin Termini	End Termini	Total Est. Cost of Project	STIP Amend. No.
04			WA-14408	28	0.300	CE	No	Larsen Lane	Lions Pride Park	432,200	

Huntington Avenue - River Front Trail Pedestrian Lighting - SRRTS Phase 2

This project will install pedestrian friendly lights along Castle Rock's Riverfront trail, which is an identified section of the SRRTS, install an HMA path from Lion's Pride Park to connect to Huntington Avenue, and provide a pedestrian crossing near the intersection of Huntington Avenue with Larsen Lane.

**Funding**

Phase	Start Date	Federal Fund Code	Federal Funds		State Fund Code	State Funds	Local Funds	Total
			Federal	Funds				
PE	2024	TA(R)		43,163		0	6,737	49,900
CN	2025	TA(R)		330,689		0	51,611	382,300
<b>Project Totals</b>				<b>373,852</b>		<b>0</b>	<b>58,348</b>	<b>432,200</b>

**Expenditure Schedule**

Phase	1st	2nd	3rd	4th	5th & 6th
PE	49,900	0	0	0	0
CN	0	382,300	0	0	0
<b>Totals</b>	<b>49,900</b>	<b>382,300</b>	<b>0</b>	<b>0</b>	<b>0</b>

		Federal Funds	State Funds	Local Funds	Total
<b>Agency Totals for Castle Rock</b>		<b>373,852</b>	<b>0</b>	<b>58,348</b>	<b>432,200</b>

Washington State S. T. I. P.

2024 to 2027

(Project Funds to Nearest Dollar)

MPO/RTPO: SWW RTPO

N Inside

Y Outside

November 17, 2023

County: Wahkiakum

Agency: Cathlamet

Func Cls	Project Number	PIN	STIP ID	Imp Type	Total Project Length	Environmental Type	RW Required	Begin Termini	End Termini	Total Est. Cost of Project	STIP Amend. No.
07	0175(002)		WA-14191	28	0.120	CE	Yes	Maple St	Alder St	161,250	

South 3rd Street Sidewalk

Construct sidewalk on the north side of South 3rd Street.

**Funding**

Phase	Start Date	Federal Fund Code	Federal Funds	State Fund Code	State Funds	Local Funds	Total
RW	2024		0		0	2,025	2,025
CN	2025	TA(R)	121,100		0	16,875	137,975
<b>Project Totals</b>			<b>121,100</b>		<b>0</b>	<b>18,900</b>	<b>140,000</b>

**Expenditure Schedule**

Phase	1st	2nd	3rd	4th	5th & 6th
RW	2,025	0	0	0	0
CN	0	137,975	0	0	0
<b>Totals</b>	<b>2,025</b>	<b>137,975</b>	<b>0</b>	<b>0</b>	<b>0</b>

	Federal Funds	State Funds	Local Funds	Total
<b>Agency Totals for Cathlamet</b>	<b>121,100</b>	<b>0</b>	<b>18,900</b>	<b>140,000</b>

Washington State S. T. I. P.

2024 to 2027

(Project Funds to Nearest Dollar)

MPO/RTPO: SWW RTPO

N Inside

Y Outside

November 17, 2023

County: Lewis

Agency: Centralia

Func Cls	Project Number	PIN	STIP ID	Imp Type	Total Project Length	Environmental Type	RW Required	Begin Termini	End Termini	Total Est. Cost of Project	STIP Amend. No.
04			WA-06286	04	0.380	CE	No	I-5 CD Lane	Mellen Street	1,849,819	

Alder Street Improvement

This project includes the widening and reconstruction of Alder Street from Long Rd to the intersection of Alder Street and Mellen Street. It also includes the installation of curb, gutter, sidewalk, stormwater, illumination along the length of the project, and related work.

**Funding**

Phase	Start Date	Federal	Fund Code	Federal Funds	State Fund Code	State Funds	Local Funds	Total
CN	2024			0		0	1,650,000	1,650,000
<b>Project Totals</b>				<b>0</b>		<b>0</b>	<b>1,650,000</b>	<b>1,650,000</b>

**Expenditure Schedule**

Phase	1st	2nd	3rd	4th	5th & 6th
CN	1,650,000	0	0	0	0
<b>Totals</b>	<b>1,650,000</b>	<b>0</b>	<b>0</b>	<b>0</b>	<b>0</b>

Washington State S. T. I. P.

2024 to 2027

(Project Funds to Nearest Dollar)

MPO/RTPO: SWW RTPO

N Inside

Y Outside

November 17, 2023

County: Lewis

Agency: Centralia

Func Cls	Project Number	PIN	STIP ID	Imp Type	Total Project Length	Environmental Type	RW Required	Begin Termini	End Termini	Total Est. Cost of Project	STIP Amend. No.
04	000S(667)		WA-14448	21		CE	No	Varies	Varies	358,000	

Systemic Horizontal Curves Safety Improvements

Install guardrail, curve warning signs and roadway delineation on functionally classified roadways with horizontal curves.

**Funding**

Phase	Start Date	Federal Fund Code	Federal Funds	State Fund Code	State Funds	Local Funds	Total
CN	2024	HSIP	334,000		0	0	334,000
<b>Project Totals</b>			<b>334,000</b>		<b>0</b>	<b>0</b>	<b>334,000</b>

**Expenditure Schedule**

Phase	1st	2nd	3rd	4th	5th & 6th
CN	334,000	0	0	0	0
<b>Totals</b>	<b>334,000</b>	<b>0</b>	<b>0</b>	<b>0</b>	<b>0</b>

Washington State S. T. I. P.

2024 to 2027

(Project Funds to Nearest Dollar)

MPO/RTPO: SWW RTPO

N Inside

Y Outside

November 17, 2023

County: Lewis

Agency: Centralia

Func Cls	Project Number	PIN	STIP ID	Imp Type	Total Project Length	Environmental Type	RW Required	Begin Termini	End Termini	Total Est. Cost of Project	STIP Amend. No.
05			WA-15190	03	0.700	EIS	No	Galvin Road	Borst Avenue	2,000,000	

Westside Connector Phase 1 -N. Scheuber Rd Improvements

Reconstruction of N. Scheuber Road to include roadway widening, utility improvements, addition of sidewalk and bicycle lanes, street lighting, intersection improvements, roadway delineation and permanent signs

**Funding**

Phase	Start Date	Federal	Fund Code	Federal Funds	State Fund Code	State Funds	Local Funds	Total
PE	2024			0		0	100,000	100,000
CN	2024			0		0	1,800,000	1,800,000
<b>Project Totals</b>				<b>0</b>		<b>0</b>	<b>1,900,000</b>	<b>1,900,000</b>

**Expenditure Schedule**

Phase	1st	2nd	3rd	4th	5th & 6th
PE	100,000	0	0	0	0
CN	500,000	1,300,000	0	0	0
<b>Totals</b>	<b>600,000</b>	<b>1,300,000</b>	<b>0</b>	<b>0</b>	<b>0</b>

	Federal Funds	State Funds	Local Funds	Total
<b>Agency Totals for Centralia</b>	<b>334,000</b>	<b>0</b>	<b>3,550,000</b>	<b>3,884,000</b>

Washington State S. T. I. P.

2024 to 2027

(Project Funds to Nearest Dollar)

MPO/RTPO: SWW RTPO

N Inside

Y Outside

November 17, 2023

County: Grays Harbor

Agency: Elma

Func Cls	Project Number	PIN	STIP ID	Imp Type	Total Project Length	Environmental Type	RW Required	Begin Termini	End Termini	Total Est. Cost of Project	STIP Amend. No.
03			WA-15039	15		CE	Yes	East Main St	SR 12 Extension	1,850,000	

East Main St.-HWY 12 Intersection Improvements

Construct a Traffic Circle (round-a-bout) at 3-way intersection of East Main St. & SR 12 Extension.

**Funding**

Phase	Start Date	Federal Fund Code	Federal Funds	State Fund Code	State Funds	Local Funds	Total
PE	2026	STBG(US)	165,000		0	25,752	190,752
<b>Project Totals</b>			<b>165,000</b>		<b>0</b>	<b>25,752</b>	<b>190,752</b>

**Expenditure Schedule**

Phase	1st	2nd	3rd	4th	5th & 6th
PE	0	0	190,572	0	0
RW	0	0	0	0	346,820
<b>Totals</b>	<b>0</b>	<b>0</b>	<b>190,572</b>	<b>0</b>	<b>346,820</b>

	Federal Funds	State Funds	Local Funds	Total
<b>Agency Totals for Elma</b>	<b>165,000</b>	<b>0</b>	<b>25,752</b>	<b>190,752</b>



Washington State S. T. I. P.

2024 to 2027

(Project Funds to Nearest Dollar)

MPO/RTPO: SWW RTPO

N Inside

Y Outside

November 17, 2023

County: Grays Harbor

Agency: GHCOG

Func Cls	Project Number	PIN	STIP ID	Imp Type	Total Project Length	Environmental Type	RW Required	Begin Termini	End Termini	Total Est. Cost of Project	STIP Amend. No.
00			WA-13354	27		CE	No	N/A	N/A	75,145	

STP Administration 2024

GHCOG planning activities for 2024, which provide administration oversight of the STP process including: Mapping, technical support, file maintenance, meetings, application process, project specific assistance, agency coordination, tracking and reporting.

**Funding**

Phase	Start Date	Federal	Fund Code	Federal Funds	State Fund Code	State Funds	Local Funds	Total
PL	2024		STBG(US)	65,000		0	10,145	75,145
<b>Project Totals</b>				<b>65,000</b>		<b>0</b>	<b>10,145</b>	<b>75,145</b>

**Expenditure Schedule**

Phase	1st	2nd	3rd	4th	5th & 6th
PL	75,145	0	0	0	0
<b>Totals</b>	<b>75,145</b>	<b>0</b>	<b>0</b>	<b>0</b>	<b>0</b>

Washington State S. T. I. P.

2024 to 2027

(Project Funds to Nearest Dollar)

MPO/RTPO: SWW RTPO

N Inside

Y Outside

November 17, 2023

County: Grays Harbor

Agency: GHCOG

Func Cls	Project Number	PIN	STIP ID	Imp Type	Total Project Length	Environmental Type	RW Required	Begin Termini	End Termini	Total Est. Cost of Project	STIP Amend. No.
00			WA-13347	27		CE	No	N/A	N/A	75,145	

STP Administration 2025

GHCOG planning activities for 2025, which provide administration oversight of the STP process including: Mapping, technical support, file maintenance, meetings, application process, project specific assistance, agency coordination, tracking and reporting

**Funding**

Phase	Start Date	Federal	Fund Code	Federal Funds	State Fund Code	State Funds	Local Funds	Total
PL	2025		STBG(US)	65,000		0	10,145	75,145
<b>Project Totals</b>				<b>65,000</b>		<b>0</b>	<b>10,145</b>	<b>75,145</b>

**Expenditure Schedule**

Phase	1st	2nd	3rd	4th	5th & 6th
PL	0	75,145	0	0	0
<b>Totals</b>	<b>0</b>	<b>75,145</b>	<b>0</b>	<b>0</b>	<b>0</b>

Washington State S. T. I. P.

2024 to 2027

(Project Funds to Nearest Dollar)

MPO/RTPO: SWW RTPO

N Inside

Y Outside

November 17, 2023

County: Grays Harbor

Agency: GHCOG

Func Cls	Project Number	PIN	STIP ID	Imp Type	Total Project Length	Environmental Type	RW Required	Begin Termini	End Termini	Total Est. Cost of Project	STIP Amend. No.
00			WA-14476	27		CE	No	N/A	N/A	75,145	

STP Administration 2026

GHCOG planning activities for 2026, which provide administration oversight of the STP process including: Mapping, technical support, file maintenance, meetings, application process, project specific assistance, agency coordination, tracking and reporting

**Funding**

Phase	Start Date	Federal	Fund Code	Federal Funds	State Fund Code	State Funds	Local Funds	Total
PL	2026		STBG(US)	65,000		0	10,145	75,145
<b>Project Totals</b>				<b>65,000</b>		<b>0</b>	<b>10,145</b>	<b>75,145</b>

**Expenditure Schedule**

Phase	1st	2nd	3rd	4th	5th & 6th
PL	0	0	74,145	0	0
<b>Totals</b>	<b>0</b>	<b>0</b>	<b>74,145</b>	<b>0</b>	<b>0</b>

Washington State S. T. I. P.

2024 to 2027

(Project Funds to Nearest Dollar)

MPO/RTPO: SWW RTPO

N Inside

Y Outside

November 17, 2023

County: Grays Harbor

Agency: GHCOG

Func Cls	Project Number	PIN	STIP ID	Imp Type	Total Project Length	Environmental Type	RW Required	Begin Termini	End Termini	Total Est. Cost of Project	STIP Amend. No.
00			WA-14477	27		CE	No	N/A	N/A	75,145	

STP Administration 2027

GHCOG planning activities for 2027, which provide administration oversight of the STP process including: Mapping, technical support, file maintenance, meetings, application process, project specific assistance, agency coordination, tracking and reporting

**Funding**

Phase	Start Date	Federal	Fund Code	Federal Funds	State Fund Code	State Funds	Local Funds	Total
PL	2027		STBG(US)	65,000		0	10,145	75,145
<b>Project Totals</b>				<b>65,000</b>		<b>0</b>	<b>10,145</b>	<b>75,145</b>

**Expenditure Schedule**

Phase	1st	2nd	3rd	4th	5th & 6th
PL	0	0	0	74,145	0
<b>Totals</b>	<b>0</b>	<b>0</b>	<b>0</b>	<b>74,145</b>	<b>0</b>

	Federal Funds	State Funds	Local Funds	Total
<b>Agency Totals for GHCOG</b>	<b>260,000</b>	<b>0</b>	<b>40,580</b>	<b>300,580</b>

Washington State S. T. I. P.

2024 to 2027

(Project Funds to Nearest Dollar)

MPO/RTPO: SWW RTPO

N Inside

Y Outside

November 17, 2023

County: Grays Harbor

Agency: Grays Harbor Co.

Func Cls	Project Number	PIN	STIP ID	Imp Type	Total Project Length	Environmental Type	RW Required	Begin Termini	End Termini	Total Est. Cost of Project	STIP Amend. No.
07	2014(109)		WA-10120	04	0.070	CE	Yes	0.04	0.11	1,870,750	

Cranberry Road Drainage Bridge Replacement

Replace existing timber/concrete structure with concrete structure.

Funding

Phase	Start Date	Federal Fund Code	Federal Funds	State Fund Code	State Funds	Local Funds	Total
CN	2024	BR	1,216,600		0	304,150	1,520,750
<b>Project Totals</b>			<b>1,216,600</b>		<b>0</b>	<b>304,150</b>	<b>1,520,750</b>

Expenditure Schedule

Phase	1st	2nd	3rd	4th	5th & 6th
CN	1,520,750	0	0	0	0
<b>Totals</b>	<b>1,520,750</b>	<b>0</b>	<b>0</b>	<b>0</b>	<b>0</b>

Washington State S. T. I. P.

2024 to 2027

(Project Funds to Nearest Dollar)

MPO/RTPO: SWW RTPO

N Inside

Y Outside

November 17, 2023

County: Grays Harbor

Agency: Grays Harbor Co.

Func Cls	Project Number	PIN	STIP ID	Imp Type	Total Project Length	Environmental Type	RW Required	Begin Termini	End Termini	Total Est. Cost of Project	STIP Amend. No.
05	F141(010)		WA-14455	11	0.200	DCE	Yes	15.0	15.2	2,833,500	

East Hoquiam River Bridge Replacement

Replace the existing 3-span structure with a single-span prestressed concrete bridge.

**Funding**

Phase	Start Date	Federal	Fund Code	Federal Funds		State Funds		Local Funds	Total
						State Fund Code			
RW	2024		BR	40,000			0	0	40,000
CN	2025		BR	2,793,500			0	0	2,793,500
<b>Project Totals</b>				<b>2,833,500</b>			<b>0</b>	<b>0</b>	<b>2,833,500</b>

**Expenditure Schedule**

Phase	1st	2nd	3rd	4th	5th & 6th
RW	20,000	20,000	0	0	0
CN	0	2,793,500	0	0	0
<b>Totals</b>	<b>20,000</b>	<b>2,813,500</b>	<b>0</b>	<b>0</b>	<b>0</b>

Washington State S. T. I. P.

2024 to 2027

(Project Funds to Nearest Dollar)

MPO/RTPO: SWW RTPO

N Inside

Y Outside

November 17, 2023

County: Grays Harbor

Agency: Grays Harbor Co.

Func Cls	Project Number	PIN	STIP ID	Imp Type	Total Project Length	Environmental Type	RW Required	Begin Termini	End Termini	Total Est. Cost of Project	STIP Amend. No.
05	2014(113)		WA-15007	11	0.300	CE	Yes	0.40	0.70	1,799,500	

Garrard Creek Bridge Replacement

Replace Garrard Creek Bridge on Brooklyn Road.

**Funding**

Phase	Start Date	Federal Fund Code	Federal Funds		State Fund Code	State Funds	Local Funds	Total
			Federal	Fund Code				
RW	2025	BR		40,000		0	0	40,000
CN	2026	BR		1,759,500		0	0	1,759,500
<b>Project Totals</b>				<b>1,799,500</b>		<b>0</b>	<b>0</b>	<b>1,799,500</b>

**Expenditure Schedule**

Phase	1st	2nd	3rd	4th	5th & 6th
RW	0	40,000	0	0	0
CN	0	0	1,759,500	0	0
<b>Totals</b>	<b>0</b>	<b>40,000</b>	<b>1,759,500</b>	<b>0</b>	<b>0</b>

Washington State S. T. I. P.

2024 to 2027

(Project Funds to Nearest Dollar)

MPO/RTPO: SWW RTPO

N Inside

Y Outside

November 17, 2023

County: Grays Harbor

Agency: Grays Harbor Co.

Func Cls	Project Number	PIN	STIP ID	Imp Type	Total Project Length	Environmental Type	RW Required	Begin Termini	End Termini	Total Est. Cost of Project	STIP Amend. No.
05	D141(009)		WA-00514	11	0.060	CE	Yes	6.60	6.66	4,166,000	

Humptulips Overflow Bridge (1)

Replace Humptulips Overflow Bridge

**Funding**

Phase	Start Date	Federal	Fund Code	Federal Funds		State Funds		Local Funds	Total
						State Fund Code			
RW	2024		BR	40,000			0	0	40,000
CN	2025		BR	3,476,000			0	0	3,476,000
<b>Project Totals</b>				<b>3,516,000</b>			<b>0</b>	<b>0</b>	<b>3,516,000</b>

**Expenditure Schedule**

Phase	1st	2nd	3rd	4th	5th & 6th
RW	40,000	0	0	0	0
CN	0	3,476,000	0	0	0
<b>Totals</b>	<b>40,000</b>	<b>3,476,000</b>	<b>0</b>	<b>0</b>	<b>0</b>



Washington State S. T. I. P.

2024 to 2027

(Project Funds to Nearest Dollar)

MPO/RTPO: SWW RTPO

N Inside

Y Outside

November 17, 2023

County: Grays Harbor

Agency: Grays Harbor Co.

Func Cls	Project Number	PIN	STIP ID	Imp Type	Total Project Length	Environmental Type	RW Required	Begin Termini	End Termini	Total Est. Cost of Project	STIP Amend. No.
06	2014(106)		WA-11310	28	0.220	CE	Yes	0.10	0.32	745,000	

Pacific Beach Sidewalk Project

Install new sidewalks along Main St. and First St. in Pacific Beach.

**Funding**

Phase	Start Date	Federal Fund Code	Federal Funds	State Fund Code	State Funds	Local Funds	Total
RW	2024	TA(R)	90,000		0	45,000	135,000
<b>Project Totals</b>			<b>90,000</b>		<b>0</b>	<b>45,000</b>	<b>135,000</b>

**Expenditure Schedule**

Phase	1st	2nd	3rd	4th	5th & 6th
RW	135,000	0	0	0	0
<b>Totals</b>	<b>135,000</b>	<b>0</b>	<b>0</b>	<b>0</b>	<b>0</b>

	Federal Funds	State Funds	Local Funds	Total
<b>Agency Totals for Grays Harbor Co.</b>	<b>9,455,600</b>	<b>0</b>	<b>349,150</b>	<b>9,804,750</b>

Washington State S. T. I. P.

2024 to 2027

(Project Funds to Nearest Dollar)

MPO/RTPO: SWW RTPO

N Inside

Y Outside

November 17, 2023

County: Grays Harbor

Agency: Hoquiam

Func Cls	Project Number	PIN	STIP ID	Imp Type	Total Project Length	Environmental Type	RW Required	Begin Termini	End Termini	Total Est. Cost of Project	STIP Amend. No.
05	4969(003)		WA-01126	21	0.110	CE	Yes	MP 0.46	MP 0.57	1,715,059	

Broadway Ave Safety Improvements

(MP 0.00 at intersection of 16th and US 101/Riverside Ave)

Slope stabilization, roadway reconstruction, drainage improvements, guardrail installation, and other safety improvements to Broadway Avenue.

**Funding**

Phase	Start Date	Federal	Fund Code	Federal Funds	State Fund Code	State Funds	Local Funds	Total
RW	2025		STBG(US)	104,825		0	16,360	121,185
CN	2026		STBG(US)	1,115,000		0	174,018	1,289,018
<b>Project Totals</b>				<b>1,219,825</b>		<b>0</b>	<b>190,378</b>	<b>1,410,203</b>

**Expenditure Schedule**

Phase	1st	2nd	3rd	4th	5th & 6th
RW	0	121,185	0	0	0
CN	0	0	1,289,018	0	0
<b>Totals</b>	<b>0</b>	<b>121,185</b>	<b>1,289,018</b>	<b>0</b>	<b>0</b>

Washington State S. T. I. P.

2024 to 2027

(Project Funds to Nearest Dollar)

MPO/RTPO: SWW RTPO

N Inside

Y Outside

November 17, 2023

County: Grays Harbor

Agency: Hoquiam

Func Cls	Project Number	PIN	STIP ID	Imp Type	Total Project Length	Environmental Type	RW Required	Begin Termini	End Termini	Total Est. Cost of Project	STIP Amend. No.
05	4969(004)		WA-13374	21	0.200	CE	Yes	0.26	0.46	1,771,213	

Broadway Avenue Guardrail and Safety Improvements

Slope stabilization, roadway reconstruction, drainage improvements, guardrail installation, and other safety improvements to Broadway Avenue.

**Funding**

Phase	Start Date	Federal Fund Code	Federal Funds		State Fund Code	State Funds	Local Funds	Total
			Federal	Fund Code				
RW	2025	STBG(US)		50,000		0	7,803	57,803
CN	2027	STBG(US)		1,227,000		0	191,497	1,418,497
<b>Project Totals</b>				<b>1,277,000</b>		<b>0</b>	<b>199,300</b>	<b>1,476,300</b>

**Expenditure Schedule**

Phase	1st	2nd	3rd	4th	5th & 6th
RW	0	57,803	0	0	0
CN	0	0	0	1,418,497	0
<b>Totals</b>	<b>0</b>	<b>57,803</b>	<b>0</b>	<b>1,418,497</b>	<b>0</b>

Agency Totals for Hoquiam	Federal Funds		State Funds	Local Funds	Total
	Federal	Fund Code			
		2,496,825	0	389,678	2,886,503

Washington State S. T. I. P.

2024 to 2027

(Project Funds to Nearest Dollar)

MPO/RTPO: SWW RTPO

N Inside

Y Outside

November 17, 2023

County: Grays Harbor

Agency: McCleary

Func Cls	Project Number	PIN	STIP ID	Imp Type	Total Project Length	Environmental Type	RW Required	Begin Termini	End Termini	Total Est. Cost of Project	STIP Amend. No.
05			WA-05604	04	0.250	CE	Yes	Oak St	Simpson Ave	2,705,720	

S 3rd Street - Oak St to Simpson Ave

Work shall include resurfacing and repair of existing ACP, new curb and gutter, stormwater, planting strips, sidewalks, and shared bike lanes.

**Funding**

Phase	Start Date	Federal	Fund Code	Federal Funds		State Funds	Local Funds	Total
				Federal Funds	State Fund Code			
PE	2024		STBG(R)	310,000		0	222,130	532,130
RW	2026		STBG(R)	143,320		0	34,800	178,120
<b>Project Totals</b>				<b>453,320</b>		<b>0</b>	<b>256,930</b>	<b>710,250</b>

**Expenditure Schedule**

Phase	1st	2nd	3rd	4th	5th & 6th
PE	532,130	0	0	0	0
RW	0	0	178,120	0	0
CN	0	0	0	0	1,995,470
<b>Totals</b>	<b>532,130</b>	<b>0</b>	<b>178,120</b>	<b>0</b>	<b>1,995,470</b>

	Federal Funds	State Funds	Local Funds	Total
<b>Agency Totals for McCleary</b>	<b>453,320</b>	<b>0</b>	<b>256,930</b>	<b>710,250</b>

Washington State S. T. I. P.

2024 to 2027

(Project Funds to Nearest Dollar)

MPO/RTPO: SWW RTPO

N Inside

Y Outside

November 17, 2023

County: Grays Harbor

Agency: Montesano

Func Cls	Project Number	PIN	STIP ID	Imp Type	Total Project Length	Environmental Type	RW Required	Begin Termini	End Termini	Total Est. Cost of Project	STIP Amend. No.
06	5185(001)		WA-12769	28	0.200	CE	No	McBryde	S/ Nevils Lane	348,000	

Lake Sylvia Sidewalk - Phase 1

Install curb and sidewalk along Sylvia Lake Road including crosswalks, curb ramps and minor drainage improvements to provide a safe route for access to recreation.

**Funding**

Phase	Start Date	Federal	Fund Code	Federal Funds	State Fund Code	State Funds	Local Funds	Total
CN	2024		TA(US)	275,935		0	43,065	319,000
<b>Project Totals</b>				<b>275,935</b>		<b>0</b>	<b>43,065</b>	<b>319,000</b>

**Expenditure Schedule**

Phase	1st	2nd	3rd	4th	5th & 6th
CN	160,000	159,000	0	0	0
<b>Totals</b>	<b>160,000</b>	<b>159,000</b>	<b>0</b>	<b>0</b>	<b>0</b>

Washington State S. T. I. P.

2024 to 2027

(Project Funds to Nearest Dollar)

MPO/RTPO: SWW RTPO

N Inside

Y Outside

November 17, 2023

County: Grays Harbor

Agency: Montesano

Func Cls	Project Number	PIN	STIP ID	Imp Type	Total Project Length	Environmental Type	RW Required	Begin Termini	End Termini	Total Est. Cost of Project	STIP Amend. No.
05			WA-15023	04	0.250	CE	Yes	Pioneer	WB On-ramp	1,520,000	

S. Main Street - Pioneer to WB On-ramp

Overlay Main Street from Pioneer Avenue to the W/B onramp to SR 12 including paving connections out to transition points on Pioneer Ave., Wynooche Ave. and Brumfield Ave. Work to include installation of sidewalk on the southern section of Main Street; pedestrian safety improvements at intersections and the southern section of Main Street; removing, replacing and installation of new street trees and pedestrian amenities, milling/grinding of the existing surfaces, pre-leveling with Hot Mix Asphalt (HMA), adjusting existing castings, and final overlaying with taper to re-establish a centerline crown and re-application of striping.

Funding

Phase	Start Date	Federal Fund Code	Federal Funds	State Fund Code	State Funds	Local Funds	Total
PE	2027	STBG(US)	155,700		0	24,300	180,000
<b>Project Totals</b>			<b>155,700</b>		<b>0</b>	<b>24,300</b>	<b>180,000</b>

Expenditure Schedule

Phase	1st	2nd	3rd	4th	5th & 6th
PE	0	0	0	0	180,000
RW	0	0	0	0	120,000
CN	0	0	0	0	1,220,000
<b>Totals</b>	<b>0</b>	<b>0</b>	<b>0</b>	<b>0</b>	<b>1,520,000</b>

Washington State S. T. I. P.

2024 to 2027

(Project Funds to Nearest Dollar)

MPO/RTPO: SWW RTPO

N Inside

Y Outside

November 17, 2023

County: Grays Harbor

Agency: Montesano

Func Cls	Project Number	PIN	STIP ID	Imp Type	Total Project Length	Environmental Type	RW Required	Begin Termini	End Termini	Total Est. Cost of Project	STIP Amend. No.
05	5189(002)		WA-15022	04	0.120	CE	No	6th	7th	1,670,000	

W. Pioneer Ave. Reconstruction - 6th to 7th

Reconstruct West Pioneer from 6th Street to 7th Street including replacement of sidewalks, curb and gutter, storm drain improvements, milling/grinding of the existing surface, application of a paving mat to prevent reflective cracking, preleveling with Hot Mix Asphalt (HMA), overlaying with HMA and new striping, signage and pedestrian amenities.

**Funding**

Phase	Start Date	Federal Fund Code	Federal Funds	State Fund Code	State Funds	Local Funds	Total
RW	2025	STBG(US)	103,800		0	16,200	120,000
<b>Project Totals</b>			<b>103,800</b>		<b>0</b>	<b>16,200</b>	<b>120,000</b>

**Expenditure Schedule**

Phase	1st	2nd	3rd	4th	5th & 6th
RW	0	120,000	0	0	0
CN	0	0	0	0	1,350,000
<b>Totals</b>	<b>0</b>	<b>120,000</b>	<b>0</b>	<b>0</b>	<b>1,350,000</b>

Agency Totals for Montesano	Federal Funds	State Funds	Local Funds	Total
	535,435	0	83,565	619,000

Washington State S. T. I. P.

2024 to 2027

(Project Funds to Nearest Dollar)

MPO/RTPO: SWW RTPO

N Inside

Y Outside

November 17, 2023

County: Lewis

Agency: Napavine

Func Cls	Project Number	PIN	STIP ID	Imp Type	Total Project Length	Environmental Type	RW Required	Begin Termini	End Termini	Total Est. Cost of Project	STIP Amend. No.
05			WA-14970	21	1.290	CE	Yes	Stella	Newaukum Valley Road	3,001,000	

Rush Road Stella to Newaukum Valley

Grind and resurface Rush Road from Stella to Newaukum Valley Road. Detached sidewalk one side with bike lane and new striping

**Funding**

Phase	Start Date	Federal	Fund Code	Federal Funds		State Fund Code	State Funds	Local Funds	Total
PE	2024		STBG(US)	268,150			0	41,850	310,000
RW	2024			0			0	2,000	2,000
CN	2026		STBG(US)	635,000			0	99,104	734,104
CN	2027		STBG(US)	1,000,000			0	156,069	1,156,069
<b>Project Totals</b>				<b>1,903,150</b>			<b>0</b>	<b>299,023</b>	<b>2,202,173</b>

**Expenditure Schedule**

Phase	1st	2nd	3rd	4th	5th & 6th
PE	310,000	0	0	0	0
RW	2,000	0	0	0	0
CN	0	0	734,104	1,156,069	798,827
<b>Totals</b>	<b>312,000</b>	<b>0</b>	<b>734,104</b>	<b>1,156,069</b>	<b>798,827</b>

	Federal Funds	State Funds	Local Funds	Total
<b>Agency Totals for Napavine</b>	<b>1,903,150</b>	<b>0</b>	<b>299,023</b>	<b>2,202,173</b>



Washington State S. T. I. P.

2024 to 2027

(Project Funds to Nearest Dollar)

MPO/RTPO: SWW RTPO

N Inside

Y Outside

November 17, 2023

County: Pacific

Agency: Pacific Co.

Func Cls	Project Number	PIN	STIP ID	Imp Type	Total Project Length	Environmental Type	RW Required	Begin Termini	End Termini	Total Est. Cost of Project	STIP Amend. No.
00			WA-14141	21		CE	No	Various	Various	684,000	

2021 Roadside Delineators, Safety Guardrail, and Intersection Lighting  
 Roadside Delineators, Safety Guardrail, and Intersection Lighting.

**Funding**

Phase	Start Date	Federal	Fund Code	Federal Funds		State Funds		Local Funds	Total
				Fund Code	Federal Funds	State Fund Code	State Funds		
PE	2024		HSIP		31,000		0	0	31,000
CN	2025		HSIP		653,000		0	0	653,000
<b>Project Totals</b>					<b>684,000</b>		<b>0</b>	<b>0</b>	<b>684,000</b>

**Expenditure Schedule**

Phase	1st	2nd	3rd	4th	5th & 6th
PE	31,000	0	0	0	0
CN	0	653,000	0	0	0
<b>Totals</b>	<b>31,000</b>	<b>653,000</b>	<b>0</b>	<b>0</b>	<b>0</b>

Washington State S. T. I. P.

2024 to 2027

(Project Funds to Nearest Dollar)

MPO/RTPO: SWW RTPO

N Inside

Y Outside

November 17, 2023

County: Pacific

Agency: Pacific Co.

Func Cls	Project Number	PIN	STIP ID	Imp Type	Total Project Length	Environmental Type	RW Required	Begin Termini	End Termini	Total Est. Cost of Project	STIP Amend. No.
05			WA-11638	04	0.840	CE	No	2.32	3.16	325,000	

Butte Creek Road Phase 2

Resurface with hot mix asphalt

**Funding**

Phase	Start Date	Federal	Fund Code	Federal Funds		State Funds	Local Funds	Total
				Federal	State Fund Code			
PE	2024		STBG(R)	8,650		0	1,350	10,000
CN	2025		STBG(R)	272,475		0	42,525	315,000
<b>Project Totals</b>				<b>281,125</b>		<b>0</b>	<b>43,875</b>	<b>325,000</b>

**Expenditure Schedule**

Phase	1st	2nd	3rd	4th	5th & 6th
PE	10,000	0	0	0	0
CN	0	315,000	0	0	0
<b>Totals</b>	<b>10,000</b>	<b>315,000</b>	<b>0</b>	<b>0</b>	<b>0</b>

Washington State S. T. I. P.

2024 to 2027

(Project Funds to Nearest Dollar)

MPO/RTPO: SWW RTPO

N Inside

Y Outside

November 17, 2023

County: Pacific

Agency: Pacific Co.

Func Cls	Project Number	PIN	STIP ID	Imp Type	Total Project Length	Environmental Type	RW Required	Begin Termini	End Termini	Total Est. Cost of Project	STIP Amend. No.
07	2025(044)		WA-03246	11	0.010	CE	Yes	approx. 7.65	approx. 7.66	4,500,000	
Niawiakum Bridge											
Bridge replacement											

Funding

Phase	Start Date	Federal	Fund Code	Federal Funds		State Funds		Local Funds	Total
				Fund Code	Federal Funds	State Fund Code	State Funds		
RW	2024		BR		103,800		0	0	103,800
CN	2025		BR		3,950,000		0	0	3,950,000
<b>Project Totals</b>					<b>4,053,800</b>		<b>0</b>	<b>0</b>	<b>4,053,800</b>

Expenditure Schedule

Phase	1st	2nd	3rd	4th	5th & 6th
RW	103,800	0	0	0	0
CN	0	3,950,000	0	0	0
<b>Totals</b>	<b>103,800</b>	<b>3,950,000</b>	<b>0</b>	<b>0</b>	<b>0</b>

Washington State S. T. I. P.

2024 to 2027

(Project Funds to Nearest Dollar)

MPO/RTPO: SWW RTPO

N Inside

Y Outside

November 17, 2023

County: Pacific

Agency: Pacific Co.

Func Cls	Project Number	PIN	STIP ID	Imp Type	Total Project Length	Environmental Type	RW Required	Begin Termini	End Termini	Total Est. Cost of Project	STIP Amend. No.
00	000S(538)		WA-12506	21		CE	No	Various	Various	1,385,000	

Signing Upgrades 2020

Place high intensity signing on metal posts at various locations.

**Funding**

Phase	Start Date	Federal Fund Code	Federal Funds	State Fund Code	State Funds	Local Funds	Total
CN	2024	HSIP	1,365,000		0	0	1,365,000
<b>Project Totals</b>			<b>1,365,000</b>		<b>0</b>	<b>0</b>	<b>1,365,000</b>

**Expenditure Schedule**

Phase	1st	2nd	3rd	4th	5th & 6th
CN	1,365,000	0	0	0	0
<b>Totals</b>	<b>1,365,000</b>	<b>0</b>	<b>0</b>	<b>0</b>	<b>0</b>

	Federal Funds	State Funds	Local Funds	Total
<b>Agency Totals for Pacific Co.</b>	<b>6,383,925</b>	<b>0</b>	<b>43,875</b>	<b>6,427,800</b>

Washington State S. T. I. P.

2024 to 2027

(Project Funds to Nearest Dollar)

MPO/RTPO: SWW RTPO

N Inside

Y Outside

November 17, 2023

County: Grays Harbor

Agency: Port of Grays Harbor

Func Cls	Project Number	PIN	STIP ID	Imp Type	Total Project Length	Environmental Type	RW Required	Begin Termini	End Termini	Total Est. Cost of Project	STIP Amend. No.
04	4966(003)		WA-12950	05	1.170	CE	No	29th Street	W Wishkah Street	1,529,227	

Port Industrial Road Pavement Preservation Project

Grind and inlay Port Industrial Road between 29th Street in Hoquiam and W Wishkah Street in Aberdeen. Restripe roadway to match existing layout. Adjust utility lids and grates to new grade.

**Funding**

Phase	Start Date	Federal	Fund Code	Federal Funds	State Fund Code	State Funds	Local Funds	Total
CN	2024		STBG(US)	1,168,130		0	182,310	1,350,440
<b>Project Totals</b>				<b>1,168,130</b>		<b>0</b>	<b>182,310</b>	<b>1,350,440</b>

**Expenditure Schedule**

Phase	1st	2nd	3rd	4th	5th & 6th
CN	1,350,440	0	0	0	0
<b>Totals</b>	<b>1,350,440</b>	<b>0</b>	<b>0</b>	<b>0</b>	<b>0</b>

	Federal Funds	State Funds	Local Funds	Total
<b>Agency Totals for Port of Grays Harbor</b>	<b>1,168,130</b>	<b>0</b>	<b>182,310</b>	<b>1,350,440</b>

Washington State S. T. I. P.

2024 to 2027

(Project Funds to Nearest Dollar)

MPO/RTPO: SWW RTPO

N Inside

Y Outside

November 17, 2023

County: Cowlitz

Agency: Port of Kalama

Func Cls	Project Number	PIN	STIP ID	Imp Type	Total Project Length	Environmental Type	RW Required	Begin Termini	End Termini	Total Est. Cost of Project	STIP Amend. No.
00			WA-14245	21		CE	No	Port of Kalama	Port of Kalama	8,000,000	

Kalama Crossing-Pedestrian Overpass

Replace the existing 1970's circa pedestrian overpass across the BNSF rail line between the Port of Kalama and Downtown Kalama with a new ADA accessible pedestrian overpass.

The current overpass spans 105 feet across the main BNSF rail line. It is not ADA accessible, nor does it provide access for bicycles. The steps are steep and grated steel, presenting users with open ground visibility. The steep and exposed nature of the steps creates an unpleasant user experience. The Port of Kalama has developed bustling waterfront recreation and commercial attractions, attracting a large volume of local citizens and tourists. These customers are also attracted to Downtown Kalama commerce. This growing popularity has created a parking deficit, especially for events and the busiest recreation/tourism months (April-September).

Safe, attractive pedestrian access between the Port of Kalama and Downtown Kalama will spur economic development and tourist activity on both sides of the railroad.

Funding

Phase	Start Date	Federal Fund Code	Federal Funds	State Fund Code	State Funds	Local Funds	Total
PE	2024		0		0	500,000	500,000
<b>Project Totals</b>			<b>0</b>		<b>0</b>	<b>500,000</b>	<b>500,000</b>

Expenditure Schedule

Phase	1st	2nd	3rd	4th	5th & 6th
PE	500,000	0	0	0	0
CN	0	0	0	0	7,500,000
<b>Totals</b>	<b>500,000</b>	<b>0</b>	<b>0</b>	<b>0</b>	<b>7,500,000</b>

Washington State S. T. I. P.

2024 to 2027

(Project Funds to Nearest Dollar)

MPO/RTPO: SWW RTPO

N Inside

Y Outside

November 17, 2023

County: Cowlitz

Agency: Port of Kalama

Func Cls	Project Number	PIN	STIP ID	Imp Type	Total Project Length	Environmental Type	RW Required	Begin Termini	End Termini	Total Est. Cost of Project	STIP Amend. No.
00	0600(005)		WA-14220	44	1.000	CE	Yes	Port of Kalama	Port of Kalama	17,674,200	

South Port Industrial Rail Expansion

The Port of Kalama will construct, approximately, an additional 20,000 linear feet of freight rail in the South Port Industrial District. The project is in partnership with TEMCO, LLC, which operates the grain elevator on this property. This project will increase throughput at this grain elevator, reduce congestion on the main rail line, improve safety at the rail crossing over Hendrickson Drive, Kalama, and protect family wage jobs.

Funding

Phase	Start Date	Federal Fund Code	Federal Funds	State Fund Code	State Funds	Local Funds	Total
PE	2024		0		0	1,245,000	1,245,000
<b>Project Totals</b>			<b>0</b>		<b>0</b>	<b>1,245,000</b>	<b>1,245,000</b>

Expenditure Schedule

Phase	1st	2nd	3rd	4th	5th & 6th
PE	1,245,000	0	0	0	0
<b>Totals</b>	<b>1,245,000</b>	<b>0</b>	<b>0</b>	<b>0</b>	<b>0</b>

	Federal Funds	State Funds	Local Funds	Total
<b>Agency Totals for Port of Kalama</b>	<b>0</b>	<b>0</b>	<b>1,745,000</b>	<b>1,745,000</b>

Washington State S. T. I. P.

2024 to 2027

(Project Funds to Nearest Dollar)

MPO/RTPO: SWW RTPO

N Inside

Y Outside

November 17, 2023

County: Wahkiakum

Agency: Wahkiakum Co.

Func Cls	Project Number	PIN	STIP ID	Imp Type	Total Project Length	Environmental Type	RW Required	Begin Termini	End Termini	Total Est. Cost of Project	STIP Amend. No.
05	D350(001)		WA-12573	28	0.360	CE	No	0.0	0.36	162,000	

Columbia Street Bicycle and Pedestrian Shoulder

Add paved shoulder for Bicycle and Pedestrian Path

**Funding**

Phase	Start Date	Federal Fund Code	Federal Funds	State Fund Code	State Funds	Local Funds	Total
CN	2024	TA(R)	119,110		0	8,590	127,700
<b>Project Totals</b>			<b>119,110</b>		<b>0</b>	<b>8,590</b>	<b>127,700</b>

**Expenditure Schedule**

Phase	1st	2nd	3rd	4th	5th & 6th
CN	127,700	0	0	0	0
<b>Totals</b>	<b>127,700</b>	<b>0</b>	<b>0</b>	<b>0</b>	<b>0</b>



Washington State S. T. I. P.

2024 to 2027

(Project Funds to Nearest Dollar)

MPO/RTPO: SWW RTPO

N Inside

Y Outside

November 17, 2023

County: Wahkiakum

Agency: Wahkiakum Co.

Func Cls	Project Number	PIN	STIP ID	Imp Type	Total Project Length	Environmental Type	RW Required	Begin Termini	End Termini	Total Est. Cost of Project	STIP Amend. No.
06	2035(056)		WA-14124	11	0.060	CE	Yes	1.64	1.70	1,770,900	

Wilson Creek Bridge East Valley Road

Remove the existing superstructure and wrap the existing columns and put a new superstructure with bridge deck, curbs, and bridge rail.

**Funding**

Phase	Start Date	Federal Fund Code	Federal Funds		State Fund Code	State Funds	Local Funds	Total
			Federal	Fund Code				
PE	2024	BR		167,438		0	0	167,438
RW	2025	BR		120,000		0	0	120,000
CN	2026	BR		1,252,512		0	0	1,252,512
<b>Project Totals</b>				<b>1,539,950</b>		<b>0</b>	<b>0</b>	<b>1,539,950</b>

**Expenditure Schedule**

Phase	1st	2nd	3rd	4th	5th & 6th
PE	167,438	0	0	0	0
RW	0	120,000	0	0	0
CN	0	0	1,252,512	0	0
<b>Totals</b>	<b>167,438</b>	<b>120,000</b>	<b>1,252,512</b>	<b>0</b>	<b>0</b>

Agency Totals for Wahkiakum Co.	Federal Funds		State Funds	Local Funds	Total
	Federal	Fund Code			
			0	8,590	1,667,650

Washington State S. T. I. P.

2024 to 2027

(Project Funds to Nearest Dollar)

MPO/RTPO: SWW RTPO

N Inside

Y Outside

November 17, 2023

County: Grays Harbor

Agency: Westport

Func Cls	Project Number	PIN	STIP ID	Imp Type	Total Project Length	Environmental Type	RW Required	Begin Termini	End Termini	Total Est. Cost of Project	STIP Amend. No.
07			WA-06979	28	0.890	CE	Yes	Ocean Avenue	South City Limit	1,676,670	

S Montesano Street Improvements

Construction of cement concrete sidewalk with curb rams and ADA improvements. Roadway repairs addressing excessive cracking and subgrade failure. Roadway shall be restriped.

**Funding**

Phase	Start Date	Federal	Fund Code	Federal Funds	State Fund Code	State Funds	Local Funds	Total
PE	2027		STBG(R)	173,000		0	27,000	200,000
<b>Project Totals</b>				<b>173,000</b>		<b>0</b>	<b>27,000</b>	<b>200,000</b>

**Expenditure Schedule**

Phase	1st	2nd	3rd	4th	5th & 6th
PE	0	0	0	0	200,000
RW	0	0	0	0	279,769
<b>Totals</b>	<b>0</b>	<b>0</b>	<b>0</b>	<b>0</b>	<b>479,769</b>

	Federal Funds	State Funds	Local Funds	Total
<b>Agency Totals for Westport</b>	<b>173,000</b>	<b>0</b>	<b>27,000</b>	<b>200,000</b>

Washington State S. T. I. P.

2024 to 2027

(Project Funds to Nearest Dollar)

MPO/RTPO: SWW RTPO

N Inside

Y Outside

November 17, 2023

County: Cowlitz

Agency: Woodland

Func Cls	Project Number	PIN	STIP ID	Imp Type	Total Project Length	Environmental Type	RW Required	Begin Termini	End Termini	Total Est. Cost of Project	STIP Amend. No.
05			WA-03662	05	0.430	CE	No	Davidson Avenue	Marty Loop	702,660	

S. Pekin Road - HMA Overlay

Hot mix asphalt (HMA) overlay on South Pekin Road from Davidson Avenue to Marty Loop Road.

**Funding**

Phase	Start Date	Federal	Fund Code	Federal Funds		State Funds		Local Funds	Total
						State Fund Code	State Funds		
PE	2024			0			0	70,266	70,266
<b>Project Totals</b>				<b>0</b>			<b>0</b>	<b>70,266</b>	<b>70,266</b>

**Expenditure Schedule**

Phase	1st	2nd	3rd	4th	5th & 6th
PE	70,266	0	0	0	0
<b>Totals</b>	<b>70,266</b>	<b>0</b>	<b>0</b>	<b>0</b>	<b>0</b>

Washington State S. T. I. P.

2024 to 2027

(Project Funds to Nearest Dollar)

MPO/RTPO: SWW RTPO

N Inside

Y Outside

November 17, 2023

County: Cowlitz

Agency: Woodland

Func Cls	Project Number	PIN	STIP ID	Imp Type	Total Project Length	Environmental Type	RW Required	Begin Termini	End Termini	Total Est. Cost of Project	STIP Amend. No.
01	9908(015)		WA-09993	03	0.300	CE	No	Lakeshore Dr	Millard St	22,000,000	

City of Woodland Exit 21 Interchange Project

Project will construct intersection improvements at I-5 and SR-503 Interchange (Exit 21). Based on previous planning study that concluded with 2 alternatives; Improved Traffic Signals OR Roundabouts, both concepts include slip lane from I-5/NB off-ramp to E CC Street. The preferred alternative will be determined during the PE Phase.

Funding

Phase	Start Date	Federal Fund Code	Federal Funds		Local Funds	Total
			State Fund Code	State Funds		
PE	2024			0	0	1,000,000
<b>Project Totals</b>				<b>0</b>	<b>0</b>	<b>1,000,000</b>

Expenditure Schedule

Phase	1st	2nd	3rd	4th	5th & 6th
PE	1,000,000	0	0	0	0
<b>Totals</b>	<b>1,000,000</b>	<b>0</b>	<b>0</b>	<b>0</b>	<b>0</b>

Washington State S. T. I. P.

2024 to 2027

(Project Funds to Nearest Dollar)

MPO/RTPO: SWW RTPO

N Inside

Y Outside

November 17, 2023

County: Cowlitz

Agency: Woodland

Func Cls	Project Number	PIN	STIP ID	Imp Type	Total Project Length	Environmental Type	RW Required	Begin Termini	End Termini	Total Est. Cost of Project	STIP Amend. No.
06	6885(001)		WA-14348	28	0.490	CE	No	SR-503	Cimerron	769,362	

Gun Club Road Sidewalk & Bike Lane

The project starts at the intersection with Lewis River Rd/SR-503 and follows the east side of Gun Club Rd north to approximately 125 feet south of Cimerron. It will consist of approximately 1675 feet of sidewalk, curb and gutter, storm water treatment, as well as required ADA Ramps and approximately 2600 feet of bike-lane striping.

Funding

Phase	Start Date	Federal Fund Code	Federal Funds		State Fund Code	State Funds	Local Funds	Total
			Federal	Funds				
CN	2025	STBG(US)		345,997		0	367,240	713,237
<b>Project Totals</b>				<b>345,997</b>		<b>0</b>	<b>367,240</b>	<b>713,237</b>

Expenditure Schedule

Phase	1st	2nd	3rd	4th	5th & 6th
CN	0	713,237	0	0	0
<b>Totals</b>	<b>0</b>	<b>713,237</b>	<b>0</b>	<b>0</b>	<b>0</b>

Washington State S. T. I. P.

2024 to 2027

(Project Funds to Nearest Dollar)

MPO/RTPO: SWW RTPO

N Inside

Y Outside

November 17, 2023

County: Cowlitz

Agency: Woodland

Func Cls	Project Number	PIN	STIP ID	Imp Type	Total Project Length	Environmental Type	RW Required	Begin Termini	End Termini	Total Est. Cost of Project	STIP Amend. No.
05			WA-10059	05	0.620	CE	No	Lewis River Road	B Street	481,525	

Gun Club Road- Overlay & ADA ramps

HMA overlay, minor repair, striping, and ADA ramps on Gun Club Road.

Funding

Phase	Start Date	Federal	Fund Code	Federal Funds		State Funds		Local Funds	Total
				Federal Funds	State Fund Code	State Funds	Local Funds		
PE	2024			0		0		40,570	40,570
<b>Project Totals</b>				<b>0</b>		<b>0</b>		<b>40,570</b>	<b>40,570</b>

Expenditure Schedule

Phase	1st	2nd	3rd	4th	5th & 6th
PE	40,570	0	0	0	0
<b>Totals</b>	<b>40,570</b>	<b>0</b>	<b>0</b>	<b>0</b>	<b>0</b>

Washington State S. T. I. P.

2024 to 2027

(Project Funds to Nearest Dollar)

MPO/RTPO: SWW RTPO

N Inside

Y Outside

November 17, 2023

County: Cowlitz

Agency: Woodland

Func Cls	Project Number	PIN	STIP ID	Imp Type	Total Project Length	Environmental Type	RW Required	Begin Termini	End Termini	Total Est. Cost of Project	STIP Amend. No.
05			WA-03660	05	0.930	CE	No	Goerig Road	West Scott Avenue	1,467,640	

N. Pekin Road - HMA Overlay

Hot mix asphalt (HMA) overlay and striping on North Pekin Road from Davidson Avenue/Goerig Rd intersection to West Scott Avenue. Project to include ADA Ramps.

Funding

Phase	Start Date	Federal	Fund Code	Federal Funds	State Fund Code	State Funds	Local Funds	Total
PE	2025			0		0	226,000	226,000
<b>Project Totals</b>				<b>0</b>		<b>0</b>	<b>226,000</b>	<b>226,000</b>

Expenditure Schedule

Phase	1st	2nd	3rd	4th	5th & 6th
PE	0	226,000	0	0	0
<b>Totals</b>	<b>0</b>	<b>226,000</b>	<b>0</b>	<b>0</b>	<b>0</b>

Washington State S. T. I. P.

2024 to 2027

(Project Funds to Nearest Dollar)

MPO/RTPO: SWW RTPO

N Inside

Y Outside

November 17, 2023

County: Cowlitz

Agency: Woodland

Func Cls	Project Number	PIN	STIP ID	Imp Type	Total Project Length	Environmental Type	RW Required	Begin Termini	End Termini	Total Est. Cost of Project	STIP Amend. No.
06			WA-12749	28	0.270		No	155 S. Pekin	Whalen	346,200	

S. Pekin Pedestrian & Bike Facility

Project to improve shoulder for bike & pedestrian use in .3 mi section of Horseshoe Lake recreational "loop"

Funding

Phase	Start Date	Federal Fund Code	Federal Funds	State Fund Code	State Funds	Local Funds	Total
PE	2024		0		0	46,737	46,737
<b>Project Totals</b>			<b>0</b>		<b>0</b>	<b>46,737</b>	<b>46,737</b>

Expenditure Schedule

Phase	1st	2nd	3rd	4th	5th & 6th
PE	46,737	0	0	0	0
<b>Totals</b>	<b>46,737</b>	<b>0</b>	<b>0</b>	<b>0</b>	<b>0</b>

	Federal Funds	State Funds	Local Funds	Total
<b>Agency Totals for Woodland</b>	<b>345,997</b>	<b>0</b>	<b>1,750,813</b>	<b>2,096,810</b>



Washington State S. T. I. P.

2024 to 2027

(Project Funds to Nearest Dollar)

MPO/RTPO: SWW RTPO

N Inside

Y Outside

November 17, 2023

County:

Agency: WSDOT - OLY

Func Cls	Project Number	PIN	STIP ID	Imp Type	Total Project Length	Environmental Type	RW Required	Begin Termini	End Termini	Total Est. Cost of Project	STIP Amend. No.
04		300023F	300023F 14	20		CE	Yes	Various	Various	3,334,677	

2023 Regionwide Adaptive Management - Fish Passage

Several recently installed fish passage structures are not functioning as intended, and need adaptive management to prevent them from becoming fish barriers. The proposed repairs are to add meander bars, new streambed sediment, large woody material, and streambed boulders. The proposed streambed and habitat enhancements will allow for the passage of fish. Barrier Repairs (996735,18.0021 5.40,990214,22.0507 0.10,990178,990400). This project is in Clallam, Grays Harbor, Jefferson, and Mason Counties. This STIP record is for the portion of the project within Grays Harbor County.

**Funding**

Phase	Start Date	Federal Funds		State Funds		Local Funds	Total
		Federal Fund Code		State Fund Code	State Funds		
RW	2024		0	MAW	68,783	0	68,783
CN	2024		0	MAW	2,190,454	0	2,190,454
<b>Project Totals</b>			<b>0</b>		<b>2,259,237</b>	<b>0</b>	<b>2,259,237</b>

**Expenditure Schedule**

Phase	1st	2nd	3rd	4th	5th & 6th
RW	27,601	41,182	0	0	0
CN	1,747,957	442,497	0	0	0
<b>Totals</b>	<b>1,775,558</b>	<b>483,679</b>	<b>0</b>	<b>0</b>	<b>0</b>

Washington State S. T. I. P.

2024 to 2027

(Project Funds to Nearest Dollar)

MPO/RTPO: SWW RTPO

N Inside

Y Outside

November 17, 2023

County:

Agency: WSDOT - OLY

Func Cls	Project Number	PIN	STIP ID	Imp Type	Total Project Length	Environmental Type	RW Required	Begin Termini	End Termini	Total Est. Cost of Project	STIP Amend. No.
04		310599A	310599A-14	21	0.030	DCE	Yes	034.00	034.03	3,558,425	

SR 105/Unnamed Trib to Unnamed Trib to South Bay - Remove Fish Barrier

Remove fish passage barrier 993010. The existing drainage structure at this location has been identified as a fish passage barrier. Replace the existing structure with a fish passable structure, eliminating the restriction to fish passage.

**Funding**

Phase	Start Date	Federal	Fund Code	Federal Funds	State Fund Code	State Funds	Local Funds	Total
PE	2025			0	MAW	457,910	0	457,910
RW	2026		NHPP	35,315	MVA	721	0	36,036
CN	2027		NHPP	3,003,190	MVA	61,289	0	3,064,479
<b>Project Totals</b>				<b>3,038,505</b>		<b>519,920</b>	<b>0</b>	<b>3,558,425</b>

**Expenditure Schedule**

Phase	1st	2nd	3rd	4th	5th & 6th
PE	0	36,235	197,652	197,652	26,371
RW	0	0	29,320	6,716	0
CN	0	0	0	1,161,239	1,903,240
<b>Totals</b>	<b>0</b>	<b>36,235</b>	<b>226,972</b>	<b>1,365,607</b>	<b>1,929,611</b>

Washington State S. T. I. P.

2024 to 2027

(Project Funds to Nearest Dollar)

MPO/RTPO: SWW RTPO

N Inside

Y Outside

November 17, 2023

County:

Agency: WSDOT - OLY

Func Cls	Project Number	PIN	STIP ID	Imp Type	Total Project Length	Environmental Type	RW Required	Begin Termini	End Termini	Total Est. Cost of Project	STIP Amend. No.
04		310708A	310708A-14	11	0.490	CE	No	007.39	007.88	25,900,909	

SR 107/Slough Bridges - Replace Bridge

Replace bridges with new structures 107/5 and 107/6. Both bridges are structurally deficient. This project will replace both creosote treated timber trestle bridges with concrete slab bridges designed to current standards, preserving the structural and functional integrity of this section of highway.

Funding

Phase	Start Date	Federal	Fund Code	Federal Funds		Local Funds	Total		
				State Fund Code	State Funds				
PE	2025		STBG		926,795	MVA	36,984	0	963,779
<b>Project Totals</b>					<b>926,795</b>		<b>36,984</b>	<b>0</b>	<b>963,779</b>

Expenditure Schedule

Phase	1st	2nd	3rd	4th	5th & 6th
PE	0	847,599	116,180	0	0
<b>Totals</b>	<b>0</b>	<b>847,599</b>	<b>116,180</b>	<b>0</b>	<b>0</b>

Washington State S. T. I. P.

2024 to 2027

(Project Funds to Nearest Dollar)

MPO/RTPO: SWW RTPO

N Inside

Y Outside

November 17, 2023

County:

Agency: WSDOT - OLY

Func Cls	Project Number	PIN	STIP ID	Imp Type	Total Project Length	Environmental Type	RW Required	Begin Termini	End Termini	Total Est. Cost of Project	STIP Amend. No.
05		310936F	310936F-14	20	23.560	CE	No	4.02	27.58	68,874,792	

SR 109 Hoquiam to Ocean City - Remove Fish Barriers

The existing drainage structure at this location has been identified as a fish passage barrier. By replacing the existing structure with a fish passable structure, the restriction to fish passage will be eliminated. Remove Barriers (991836,990932,997780,997363,990920) Bundle #4.

Funding

Phase	Start Date	Federal	Fund Code	Federal Funds	State Fund Code	State Funds	Local Funds	Total
CN	2024			0	MAW	68,874,792	0	68,874,792
<b>Project Totals</b>				<b>0</b>		<b>68,874,792</b>	<b>0</b>	<b>68,874,792</b>

Expenditure Schedule

Phase	1st	2nd	3rd	4th	5th & 6th
CN	858,549	34,908,919	33,107,324	0	0
<b>Totals</b>	<b>858,549</b>	<b>34,908,919</b>	<b>33,107,324</b>	<b>0</b>	<b>0</b>

Washington State S. T. I. P.

2024 to 2027

(Project Funds to Nearest Dollar)

MPO/RTPO: SWW RTPO

N Inside

Y Outside

November 17, 2023

County:

Agency: WSDOT - OLY

Func Cls	Project Number	PIN	STIP ID	Imp Type	Total Project Length	Environmental Type	RW Required	Begin Termini	End Termini	Total Est. Cost of Project	STIP Amend. No.
04		310909B	310909B14	40	0.070	DCE	No	010.24	010.31	4,775,744	

SR 109/Humptulips River Bridge - Bridge Painting

The steel components of this structure require cleaning and painting to delay deterioration. By painting this structure, the service life of the bridge will be extended. Paint steel bridge 109/010.

Funding

Phase	Start Date	Federal Fund Code	Federal Funds	State Fund Code	State Funds	Local Funds	Total
PE	2024	STBG	452,156	MVA	50,240	0	502,396
<b>Project Totals</b>			<b>452,156</b>		<b>50,240</b>	<b>0</b>	<b>502,396</b>

Expenditure Schedule

Phase	1st	2nd	3rd	4th	5th & 6th
PE	184,069	302,841	15,486	0	0
<b>Totals</b>	<b>184,069</b>	<b>302,841</b>	<b>15,486</b>	<b>0</b>	<b>0</b>

Washington State S. T. I. P.

2024 to 2027

(Project Funds to Nearest Dollar)

MPO/RTPO: SWW RTPO

N Inside

Y Outside

November 17, 2023

County:

Agency: WSDOT - OLY

Func Cls	Project Number	PIN	STIP ID	Imp Type	Total Project Length	Environmental Type	RW Required	Begin Termini	End Termini	Total Est. Cost of Project	STIP Amend. No.
05		310936A	310936A-14	20	6.360	CE	No	32.32	38.68	97,423,706	

SR 109/Ocean City to Taholah - Remove Fish Barriers

The existing drainage structure at this location has been identified as a fish passage barrier. By replacing the existing structure with a fish passable structure, the restriction to fish passage will be eliminated. Remove barrier (990932, 997780, 997363, 990920, 997787, 991272, 991271, 990138).

Funding

Phase	Start Date	Federal Fund Code	Federal Funds		Local Funds	Total	
			State Fund Code	State Funds			
CN	2024		0	MAW	97,423,706	0	97,423,706
<b>Project Totals</b>			<b>0</b>		<b>97,423,706</b>	<b>0</b>	<b>97,423,706</b>

Expenditure Schedule

Phase	1st	2nd	3rd	4th	5th & 6th
CN	27,374,735	41,071,788	28,977,183	0	0
<b>Totals</b>	<b>27,374,735</b>	<b>41,071,788</b>	<b>28,977,183</b>	<b>0</b>	<b>0</b>

Washington State S. T. I. P.

2024 to 2027

(Project Funds to Nearest Dollar)

MPO/RTPO: SWW RTPO

N Inside

Y Outside

November 17, 2023

County:

Agency: WSDOT - OLY

Func Cls	Project Number	PIN	STIP ID	Imp Type	Total Project Length	Environmental Type	RW Required	Begin Termini	End Termini	Total Est. Cost of Project	STIP Amend. No.
03		310104O	310104O-14	47	0.480	CE	No	83.22	83.70	493,397	

US 101/Chehalis River Bridge - Bridge Bearing Repair

Bridge bearing needs replacing to extend the service life of this structure. Replace bearing on Bridge 101/115.

Funding

Phase	Start Date	Federal	Fund Code	Federal Funds		State Funds	Local Funds	Total
				Fund Code	State Fund Code			
CN	2024					343,397	0	343,397
<b>Project Totals</b>				<b>0</b>		<b>343,397</b>	<b>0</b>	<b>343,397</b>

Expenditure Schedule

Phase	1st	2nd	3rd	4th	5th & 6th
CN	254,146	89,251	0	0	0
<b>Totals</b>	<b>254,146</b>	<b>89,251</b>	<b>0</b>	<b>0</b>	<b>0</b>

Washington State S. T. I. P.

2024 to 2027

(Project Funds to Nearest Dollar)

MPO/RTPO: SWW RTPO

N Inside

Y Outside

November 17, 2023

County:

Agency: WSDOT - OLY

Func Cls	Project Number	PIN	STIP ID	Imp Type	Total Project Length	Environmental Type	RW Required	Begin Termini	End Termini	Total Est. Cost of Project	STIP Amend. No.
03		310104J	310104J-14	40	0.480	CE	No	083.22	083.70	24,830,004	

US 101/Chahalal River Bridge - Bridge Painting

Clean and paint steel bridge 101/115. The steel components of this structure require cleaning and painting to delay deterioration. By painting this structure, the service life of the bridge will be extended.

Funding

Phase	Start Date	Federal	Fund Code	Federal Funds	State Fund Code	State Funds	Local Funds	Total
PE	2025			0	CWA	1,892,708	0	1,892,708
<b>Project Totals</b>				<b>0</b>		<b>1,892,708</b>	<b>0</b>	<b>1,892,708</b>

Expenditure Schedule

Phase	1st	2nd	3rd	4th	5th & 6th
PE	0	346,087	1,546,621	0	0
<b>Totals</b>	<b>0</b>	<b>346,087</b>	<b>1,546,621</b>	<b>0</b>	<b>0</b>



Washington State S. T. I. P.

2024 to 2027

(Project Funds to Nearest Dollar)

MPO/RTPO: SWW RTPO

N Inside

Y Outside

November 17, 2023

County:

Agency: WSDOT - OLY

Func Cls	Project Number	PIN	STIP ID	Imp Type	Total Project Length	Environmental Type	RW Required	Begin Termini	End Termini	Total Est. Cost of Project	STIP Amend. No.
03		310117F	310117F14A	14	0.090	DCE	No	087.31	087.40	13,637,775	

US 101/Hoquiam River-Riverside Ave Bridge - Mechanical

Rehabilitate electrical and mechanical components on bridge 101/125E. Mechanical and electrical components of this structure have reached their usable service life and need replacement. This project will replace or service many of the major mechanical and electrical components to extend the service life of the structure.

Funding

Phase	Start Date	Federal Fund Code	Federal Funds		Local Funds	Total		
			State Fund Code	State Funds				
PE	2024	NHPP		794,139	MVA	88,238	0	882,377
<b>Project Totals</b>				<b>794,139</b>		<b>88,238</b>	<b>0</b>	<b>882,377</b>

Expenditure Schedule

Phase	1st	2nd	3rd	4th	5th & 6th
PE	29,648	614,371	238,358	0	0
<b>Totals</b>	<b>29,648</b>	<b>614,371</b>	<b>238,358</b>	<b>0</b>	<b>0</b>

Washington State S. T. I. P.

2024 to 2027

(Project Funds to Nearest Dollar)

MPO/RTPO: SWW RTPO

N Inside

Y Outside

November 17, 2023

County:

Agency: WSDOT - OLY

Func Cls	Project Number	PIN	STIP ID	Imp Type	Total Project Length	Environmental Type	RW Required	Begin Termini	End Termini	Total Est. Cost of Project	STIP Amend. No.
02		310129P	310129P14	40	0.080	CE	No	109.00	109.08	9,242,746	

US 101/Humptulips River Bridge - Bridge Painting

The steel components of this structure require cleaning and painting to delay deterioration. By painting this structure, the service life of the bridge will be extended. Clean and paint steel bridge 101/150.

Funding

Phase	Start Date	Federal	Fund Code	Federal Funds	State Fund Code	State Funds	Local Funds	Total
PE	2024		NHPP	903,924	MVA	100,436	0	1,004,360
<b>Project Totals</b>				<b>903,924</b>		<b>100,436</b>	<b>0</b>	<b>1,004,360</b>

Expenditure Schedule

Phase	1st	2nd	3rd	4th	5th & 6th
PE	942,015	62,345	0	0	0
<b>Totals</b>	<b>942,015</b>	<b>62,345</b>	<b>0</b>	<b>0</b>	<b>0</b>

Washington State S. T. I. P.

2024 to 2027

(Project Funds to Nearest Dollar)

MPO/RTPO: SWW RTPO

N Inside

Y Outside

November 17, 2023

County:

Agency: WSDOT - OLY

Func Cls	Project Number	PIN	STIP ID	Imp Type	Total Project Length	Environmental Type	RW Required	Begin Termini	End Termini	Total Est. Cost of Project	STIP Amend. No.
03		310168F	310168F-14	20	18.000	CE	No	134.85	152.85	92,422,701	

US 101/Quinault Reservation - Remove Fish Barriers

The existing drainage structures at these locations have been identified as fish passage barriers. By replacing the existing structures with fish passable structures, the restriction to fish passages will be eliminated. Remove Barriers (990546,990457,990548,990883,990452,997342) Bundle #3.

Funding

Phase	Start Date	Federal Fund Code	Federal Funds	State Fund Code	State Funds	Local Funds	Total
CN	2024		0	MAW	92,422,701	0	92,422,701
<b>Project Totals</b>			<b>0</b>		<b>92,422,701</b>	<b>0</b>	<b>92,422,701</b>

Expenditure Schedule

Phase	1st	2nd	3rd	4th	5th & 6th
CN	25,969,518	38,963,470	27,489,713	0	0
<b>Totals</b>	<b>25,969,518</b>	<b>38,963,470</b>	<b>27,489,713</b>	<b>0</b>	<b>0</b>

Washington State S. T. I. P.

2024 to 2027

(Project Funds to Nearest Dollar)

MPO/RTPO: SWW RTPO

N Inside

Y Outside

November 17, 2023

County:

Agency: WSDOT - OLY

Func Cls	Project Number	PIN	STIP ID	Imp Type	Total Project Length	Environmental Type	RW Required	Begin Termini	End Termini	Total Est. Cost of Project	STIP Amend. No.
03		301227T	301227T~14	14	0.050	DCE	Yes	000.08	000.13	19,331,086	

US 12/Heron St Bridge Tier 2 - Bridge Rehabilitation

This steel swing span bridge was built with untreated timber piles. The bridge sags during operation. By permanently stabilizing pier 3, replacing the open grid deck, painting the bridge, replacing the mechanical system, doing electrical system upgrades and end wedge beam work, the bridge operation will improve. Replace deck, paint bridge, perform stabilization and M&E work on 12/12S

**Funding**

Phase	Start Date	Federal	Fund Code	Federal Funds		Local Funds	Total		
				State Fund Code	State Funds				
PE	2025		NHPP		1,208,355	MVA	133,844	0	1,342,199
RW	2025		NHPP		51,906	MVA	1,059	0	52,965
<b>Project Totals</b>					<b>1,260,261</b>		<b>134,903</b>	<b>0</b>	<b>1,395,164</b>

**Expenditure Schedule**

Phase	1st	2nd	3rd	4th	5th & 6th
PE	0	333,411	704,050	304,738	0
RW	0	52,621	344	0	0
<b>Totals</b>	<b>0</b>	<b>386,032</b>	<b>704,394</b>	<b>304,738</b>	<b>0</b>

Washington State S. T. I. P.

2024 to 2027

(Project Funds to Nearest Dollar)

MPO/RTPO: SWW RTPO

N Inside

Y Outside

November 17, 2023

County:

Agency: WSDOT - OLY

Func Cls	Project Number	PIN	STIP ID	Imp Type	Total Project Length	Environmental Type	RW Required	Begin Termini	End Termini	Total Est. Cost of Project	STIP Amend. No.
03		301206B	301206B-14	40	0.070	DCE	No	000.50	000.57	4,579,153	

US 12/Wishkah River Bridge - Bridge Painting

Clean and paint steel bridge 012/12N. The steel components of this structure require cleaning and painting to delay deterioration. Painting the structure will extend the service life of the bridge.

**Funding**

Phase	Start Date	Federal	Fund Code	Federal Funds	State Fund Code	State Funds	Local Funds	Total
PE	2025		NHPP	456,170	MVA	50,686	0	506,856
<b>Project Totals</b>				<b>456,170</b>		<b>50,686</b>	<b>0</b>	<b>506,856</b>

**Expenditure Schedule**

Phase	1st	2nd	3rd	4th	5th & 6th
PE	4,183	109,947	392,726	0	0
<b>Totals</b>	<b>4,183</b>	<b>109,947</b>	<b>392,726</b>	<b>0</b>	<b>0</b>

	Federal Funds	State Funds	Local Funds	Total
<b>Agency Totals for WSDOT - OLY</b>	<b>7,831,950</b>	<b>264,197,948</b>	<b>0</b>	<b>272,029,898</b>

Washington State S. T. I. P.

2024 to 2027

(Project Funds to Nearest Dollar)

MPO/RTPO: SWW RTPO

N Inside

Y Outside

November 17, 2023

County:

Agency: WSDOT - SC

Func Cls	Project Number	PIN	STIP ID	Imp Type	Total Project Length	Environmental Type	RW Required	Begin Termini	End Termini	Total Est. Cost of Project	STIP Amend. No.
03		501208I	501208I21	21	12.000	CE	No	148.00	160.00	500,815	

US 12/White Pass Vicinity - Major Drainage Phase 4A

Install culvert lining and repair erosion. Existing culverts within the project limits are deteriorating and have erosion issues. This project will repair existing drainage structures by repairing or replacing damaged culverts, installing inlet structures, repairing erosion and placing erosion countermeasures to maintain culvert flow and prevent deterioration and erosion.

Funding

Phase	Start Date	Federal Fund Code	Federal Funds	State Fund Code	State Funds	Local Funds	Total
PE	2024	NHPP	89,585	MVA	7,790	0	97,375
<b>Project Totals</b>			<b>89,585</b>		<b>7,790</b>	<b>0</b>	<b>97,375</b>

Expenditure Schedule

Phase	1st	2nd	3rd	4th	5th & 6th
PE	95,115	2,260	0	0	0
<b>Totals</b>	<b>95,115</b>	<b>2,260</b>	<b>0</b>	<b>0</b>	<b>0</b>

	Federal Funds	State Funds	Local Funds	Total
<b>Agency Totals for WSDOT - SC</b>	<b>89,585</b>	<b>7,790</b>	<b>0</b>	<b>97,375</b>

Washington State S. T. I. P.

2024 to 2027

(Project Funds to Nearest Dollar)

MPO/RTPO: SWW RTPO

N Inside

Y Outside

November 17, 2023

County:

Agency: WSDOT - SW

Func Cls	Project Number	PIN	STIP ID	Imp Type	Total Project Length	Environmental Type	RW Required	Begin Termini	End Termini	Total Est. Cost of Project	STIP Amend. No.
00		BPSWW	BPSWW21	05		CE	No	Varies	Varies	209,066,522	

Asphalt/Chip Seal Preservation Southwest Regional Transportation (RTPO)

Resurface the roadway with chip seal or hot mix asphalt to preserve the structural integrity of the roadway and extend the service life of the pavement. The individual projects may be found at <http://www.wsdot.wa.gov/projects/search/> under the "Programmatic Projects in STIP" tab.

Washington State S. T. I. P.

2024 to 2027

(Project Funds to Nearest Dollar)

MPO/RTPO: SWW RTPO

N Inside

Y Outside

November 17, 2023

County:

Agency: WSDOT - SW

Funding

Phase	Start Date	Federal	Fund Code	Federal Funds	State Fund Code	State Funds	Local Funds	Total
PE	2024		NHPP	373,361	MVA	446,278	0	819,639
PE	2024		STBG	829,642		0	0	829,642
PE	2025		NHPP	227,140	MVA	392,997	0	620,137
PE	2025		STBG	141,306		0	0	141,306
PE	2026		NHPP	857,882	MVA	141,848	0	999,730
PE	2026		STBG	1,265,902		0	0	1,265,902
PE	2027			0	MVA	76,973	0	76,973
CN	2024		STBG	9,658,755		0	0	9,658,755
CN	2024		NHPP	11,073,306	MVA	3,738,304	0	14,811,610
CN	2025		NHPP	642,678	MVA	5,954,324	0	6,597,002
CN	2026		NHPP	765,962	MVA	2,241,781	0	3,007,743
CN	2026		STBG	15,768,870		0	0	15,768,870
CN	2027		NHPP	36,739,670	MVA	1,652,018	0	38,391,688
CN	2027		STBG	5,978,576		0	0	5,978,576
<b>Project Totals</b>				<b>84,323,050</b>		<b>14,644,523</b>	<b>0</b>	<b>98,967,573</b>

Expenditure Schedule

Phase	1st	2nd	3rd	4th	5th & 6th
PE	1,649,281	761,443	2,265,632	76,973	0
CN	24,470,365	6,597,002	18,776,613	44,370,264	0
<b>Totals</b>	<b>26,119,646</b>	<b>7,358,445</b>	<b>21,042,245</b>	<b>44,447,237</b>	<b>0</b>



Washington State S. T. I. P.

2024 to 2027

(Project Funds to Nearest Dollar)

MPO/RTPO: SWW RTPO

N Inside

Y Outside

November 17, 2023

County:

Agency: WSDOT - SW

Func Cls	Project Number	PIN	STIP ID	Imp Type	Total Project Length	Environmental Type	RW Required	Begin Termini	End Termini	Total Est. Cost of Project	STIP Amend. No.
01		400522B	400522B21	47	0.550	CE	No	77.00	77.55	3,810,250	

I-5 Over Railroad Bridge - Replace Expansion Joints & Deck Rehabilitation

Replace expansion joints and deck rehabilitation on bridges 5/221 and 5/222.

**Funding**

Phase	Start Date	Federal	Fund Code	Federal Funds		State Funds		Local Funds	Total
				Federal Funds	State Fund Code	State Funds	Local Funds		
PE	2024		NHPP	239,616	MVA	9,984	0	249,600	
CN	2025		NHPP	3,489,437	MVA	71,213	0	3,560,650	
<b>Project Totals</b>				<b>3,729,053</b>		<b>81,197</b>	<b>0</b>	<b>3,810,250</b>	

**Expenditure Schedule**

Phase	1st	2nd	3rd	4th	5th & 6th
PE	204,182	45,418	0	0	0
CN	0	3,560,650	0	0	0
<b>Totals</b>	<b>204,182</b>	<b>3,606,068</b>	<b>0</b>	<b>0</b>	<b>0</b>

Washington State S. T. I. P.

2024 to 2027

(Project Funds to Nearest Dollar)

MPO/RTPO: SWW RTPO

N Inside

Y Outside

November 17, 2023

County:

Agency: WSDOT - SW

Func Cls	Project Number	PIN	STIP ID	Imp Type	Total Project Length	Environmental Type	RW Required	Begin Termini	End Termini	Total Est. Cost of Project	STIP Amend. No.
01	0051(312)	400520B	400520B08	14	0.240	CE	No	19.83	20.07	5,015,516	

I-5/N Fork Lewis River Bridge SB - Rehabilitation

Repair damaged truss on Bridge 5/040W.

See also RTC record. This record has 1/2 of the project funds.

**Funding**

Phase	Start Date	Federal	Fund Code	Federal Funds		State Fund Code	State Funds	Local Funds	Total
PE	2025		NHPP	246,593		MVA	10,275	0	256,868
CN	2027		NHPP	4,614,475		MVA	94,173	0	4,708,648
<b>Project Totals</b>				<b>4,861,068</b>			<b>104,448</b>	<b>0</b>	<b>4,965,516</b>

**Expenditure Schedule**

Phase	1st	2nd	3rd	4th	5th & 6th
PE	53,760	102,659	87,439	13,011	0
CN	0	0	0	3,548,438	1,160,210
<b>Totals</b>	<b>53,760</b>	<b>102,659</b>	<b>87,439</b>	<b>3,561,449</b>	<b>1,160,210</b>

Washington State S. T. I. P.

2024 to 2027

(Project Funds to Nearest Dollar)

MPO/RTPO: SWW RTPO

N Inside

Y Outside

November 17, 2023

County:

Agency: WSDOT - SW

Func Cls	Project Number	PIN	STIP ID	Imp Type	Total Project Length	Environmental Type	RW Required	Begin Termini	End Termini	Total Est. Cost of Project	STIP Amend. No.
01	0051(316)	400525A	400525A08	14	0.330	CE	No	51.52	51.85	3,538,362	

I-5/NB Toutle River Bridge - Deck Repair and Overlay  
 Repair and overlay Bridge #5/140E.

Funding

Phase	Start Date	Federal Fund Code	Federal Funds	State Fund Code	State Funds	Local Funds	Total
CN	2026	NHPP	3,120,944	MVA	63,692	0	3,184,636
<b>Project Totals</b>			<b>3,120,944</b>		<b>63,692</b>	<b>0</b>	<b>3,184,636</b>

Expenditure Schedule

Phase	1st	2nd	3rd	4th	5th & 6th
CN	0	0	3,184,636	0	0
<b>Totals</b>	<b>0</b>	<b>0</b>	<b>3,184,636</b>	<b>0</b>	<b>0</b>

Washington State S. T. I. P.

2024 to 2027

(Project Funds to Nearest Dollar)

MPO/RTPO: SWW RTPO

N Inside

Y Outside

November 17, 2023

County:

Agency: WSDOT - SW

Func Cls	Project Number	PIN	STIP ID	Imp Type	Total Project Length	Environmental Type	RW Required	Begin Termini	End Termini	Total Est. Cost of Project	STIP Amend. No.
01	0051(317)	400521P	400521P08	47	0.060	CE	No	51.71	51.77	3,728,640	

I-5/NB Toutle River Bridge - Painting

Paint Steel Bridge 5/140E

Funding

Phase	Start Date	Federal Fund Code	Federal Funds		State Fund Code	State Funds	Local Funds	Total
			Federal	Fund Code				
CN	2026	NHPP	3,341,545	MVA	68,195	0	3,409,740	
<b>Project Totals</b>			<b>3,341,545</b>		<b>68,195</b>	<b>0</b>	<b>3,409,740</b>	

Expenditure Schedule

Phase	1st	2nd	3rd	4th	5th & 6th
CN	0	0	3,409,740	0	0
<b>Totals</b>	<b>0</b>	<b>0</b>	<b>3,409,740</b>	<b>0</b>	<b>0</b>

Washington State S. T. I. P.

2024 to 2027

(Project Funds to Nearest Dollar)

MPO/RTPO: SWW RTPO

N Inside

Y Outside

November 17, 2023

County:

Agency: WSDOT - SW

Func Cls	Project Number	PIN	STIP ID	Imp Type	Total Project Length	Environmental Type	RW Required	Begin Termini	End Termini	Total Est. Cost of Project	STIP Amend. No.
01	0051(317)	400521R	400521R08	47	0.060	CE	No	51.71	51.77	3,738,610	

I-5/SB Toutle River Bridge - Painting

Paint Steel Bridge 5/140W

Funding

Phase	Start Date	Federal Fund Code	Federal Funds		State Fund Code	State Funds	Local Funds	Total
			Federal	Fund Code				
CN	2026	NHPP	3,351,316		MVA	68,394	0	3,419,710
<b>Project Totals</b>			<b>3,351,316</b>			<b>68,394</b>	<b>0</b>	<b>3,419,710</b>

Expenditure Schedule

Phase	1st	2nd	3rd	4th	5th & 6th
CN	0	0	3,419,710	0	0
<b>Totals</b>	<b>0</b>	<b>0</b>	<b>3,419,710</b>	<b>0</b>	<b>0</b>

Washington State S. T. I. P.

2024 to 2027

(Project Funds to Nearest Dollar)

MPO/RTPO: SWW RTPO

N Inside

Y Outside

November 17, 2023

County:

Agency: WSDOT - SW

Func Cls	Project Number	PIN	STIP ID	Imp Type	Total Project Length	Environmental Type	RW Required	Begin Termini	End Termini	Total Est. Cost of Project	STIP Amend. No.
05		410325C	410325C25	20	0.020	CE	Yes	18.30	18.32	2,907,923	

SR 103/0.8 Miles South of End of Road - Culvert Replacement

Repair or replace structurally deficient culvert #991326

Funding

Phase	Start Date	Federal Fund Code	Federal Funds		State Funds		Local Funds	Total	
			Federal	Fund Code	State Fund Code	State Funds			
PE	2024				0	MVA	187,698	0	187,698
RW	2025				0	MVA	225,225	0	225,225
CN	2026		NHPP	2,445,100		MVA	49,900	0	2,495,000
<b>Project Totals</b>				<b>2,445,100</b>			<b>462,823</b>	<b>0</b>	<b>2,907,923</b>

Expenditure Schedule

Phase	1st	2nd	3rd	4th	5th & 6th
PE	69,624	90,816	27,258	0	0
RW	0	149,237	75,988	0	0
CN	0	0	2,217,776	277,224	0
<b>Totals</b>	<b>69,624</b>	<b>240,053</b>	<b>2,321,022</b>	<b>277,224</b>	<b>0</b>

Washington State S. T. I. P.

2024 to 2027

(Project Funds to Nearest Dollar)

MPO/RTPO: SWW RTPO

N Inside

Y Outside

November 17, 2023

County:

Agency: WSDOT - SW

Func Cls	Project Number	PIN	STIP ID	Imp Type	Total Project Length	Environmental Type	RW Required	Begin Termini	End Termini	Total Est. Cost of Project	STIP Amend. No.
03		400419C	400419C25	20	0.020	CE	No	5.10	5.12	3,142,350	

SR 4/0.2 Miles East of Naselle High School - Culvert Replacement

Repair or replace culvert to improve drainage barrier #990314

**Funding**

Phase	Start Date	Federal Fund Code	Federal Funds		State Fund Code	State Funds	Local Funds	Total
			Federal	Fund Code				
PE	2024	NHPP	457,188		MVA	19,050	0	476,238
PE	2024	STBG	49,056		MVA	2,044	0	51,100
<b>Project Totals</b>			<b>506,244</b>			<b>21,094</b>	<b>0</b>	<b>527,338</b>

**Expenditure Schedule**

Phase	1st	2nd	3rd	4th	5th & 6th
PE	78,526	149,604	149,604	149,604	0
<b>Totals</b>	<b>78,526</b>	<b>149,604</b>	<b>149,604</b>	<b>149,604</b>	<b>0</b>

Washington State S. T. I. P.

2024 to 2027

(Project Funds to Nearest Dollar)

MPO/RTPO: SWW RTPO

N Inside

Y Outside

November 17, 2023

County:

Agency: WSDOT - SW

Func Cls	Project Number	PIN	STIP ID	Imp Type	Total Project Length	Environmental Type	RW Required	Begin Termini	End Termini	Total Est. Cost of Project	STIP Amend. No.
03		400421C	400421C25	20	0.020	CE	No	7.33	7.35	4,892,425	

SR 4/1.5 Miles W of Wahkiakum County Line - Fish Passage

Repair or replace fish barrier culvert #991347.

Funding

Phase	Start Date	Federal	Fund Code	Federal Funds		State Funds		Local Funds	Total
						State Fund Code			
PE	2024			0		MAW	321,200	0	321,200
RW	2025			0		MVA	225,225	0	225,225
CN	2027		NHPP	3,920,000		MVA	80,000	0	4,000,000
<b>Project Totals</b>				<b>3,920,000</b>			<b>626,425</b>	<b>0</b>	<b>4,546,425</b>

Expenditure Schedule

Phase	1st	2nd	3rd	4th	5th & 6th
PE	84,905	110,748	110,748	14,799	0
RW	0	138,834	89,391	0	0
CN	0	0	0	1,739,130	2,260,870
<b>Totals</b>	<b>84,905</b>	<b>249,582</b>	<b>200,139</b>	<b>1,753,929</b>	<b>2,260,870</b>



Washington State S. T. I. P.

2024 to 2027

(Project Funds to Nearest Dollar)

MPO/RTPO: SWW RTPO

N Inside

Y Outside

November 17, 2023

County:

Agency: WSDOT - SW

Func Cls	Project Number	PIN	STIP ID	Imp Type	Total Project Length	Environmental Type	RW Required	Begin Termini	End Termini	Total Est. Cost of Project	STIP Amend. No.
03		400423B	400423B08	11	0.030	CE	Yes	48.13	48.16	10,000,000	

SR 4/Abernathy Creek Bridge - Replace Bridge

Replace bridge 4/205

Funding

Phase	Start Date	Federal Funds		State Fund Code	State Funds	Local Funds	Total
		Federal	Fund Code				
PE	2024	0		CWA	1,800,000	0	1,800,000
RW	2025	0		CWA	1,000,000	0	1,000,000
CN	2026	0		CWA	7,200,000	0	7,200,000
<b>Project Totals</b>		<b>0</b>			<b>10,000,000</b>	<b>0</b>	<b>10,000,000</b>

Expenditure Schedule

Phase	1st	2nd	3rd	4th	5th & 6th
PE	732,324	921,347	146,329	0	0
RW	0	897,848	102,152	0	0
CN	0	0	2,999,068	3,095,001	1,105,931
<b>Totals</b>	<b>732,324</b>	<b>1,819,195</b>	<b>3,247,549</b>	<b>3,095,001</b>	<b>1,105,931</b>

Washington State S. T. I. P.

2024 to 2027

(Project Funds to Nearest Dollar)

MPO/RTPO: SWW RTPO

N Inside

Y Outside

November 17, 2023

County:

Agency: WSDOT - SW

Func Cls	Project Number	PIN	STIP ID	Imp Type	Total Project Length	Environmental Type	RW Required	Begin Termini	End Termini	Total Est. Cost of Project	STIP Amend. No.
04	0503(040)	450322C	450322C08	20	0.360	CE	Yes	35.50	35.86	12,766,820	

SR 503 Spur/N of Speelyia Creek to Dog Creek - Culvert Replacements

Replace fish bearing culverts.

**Funding**

Phase	Start Date	Federal Fund Code	Federal Funds		State Fund Code	State Funds	Local Funds	Total
			Federal	Fund Code				
RW	2025	STBG		173,460	MVA	3,540	0	177,000
CN	2027	STBG		4,642,848	MVA	94,752	0	4,737,600
<b>Project Totals</b>				<b>4,816,308</b>		<b>98,292</b>	<b>0</b>	<b>4,914,600</b>

**Expenditure Schedule**

Phase	1st	2nd	3rd	4th	5th & 6th
RW	0	109,107	67,893	0	0
CN	0	0	0	4,737,600	6,158,900
<b>Totals</b>	<b>0</b>	<b>109,107</b>	<b>67,893</b>	<b>4,737,600</b>	<b>6,158,900</b>

Washington State S. T. I. P.

2024 to 2027

(Project Funds to Nearest Dollar)

MPO/RTPO: SWW RTPO

N Inside

Y Outside

November 17, 2023

County:

Agency: WSDOT - SW

Func Cls	Project Number	PIN	STIP ID	Imp Type	Total Project Length	Environmental Type	RW Required	Begin Termini	End Termini	Total Est. Cost of Project	STIP Amend. No.
04		450323P	450323P08	14	0.090	CE	No	27.84	27.93	197,010	

SR 503/Lewis River (Yale) Bridge - Bridge Deck Rehab

Rehabilitate bridge deck

This project is in Clark and Cowlitz Counties.

See also record for RTC MPO. Each record contains one-half of the costs

**Funding**

Phase	Start Date	Federal Fund Code	Federal Funds	State Fund Code	State Funds	Local Funds	Total
PE	2024	NHPP	67,579	MVA	2,816	0	70,395
CN	2025	NHPP	124,083	MVA	2,532	0	126,615
<b>Project Totals</b>			<b>191,662</b>		<b>5,348</b>	<b>0</b>	<b>197,010</b>

**Expenditure Schedule**

Phase	1st	2nd	3rd	4th	5th & 6th
PE	59,960	10,435	0	0	0
CN	0	104,930	21,685	0	0
<b>Totals</b>	<b>59,960</b>	<b>115,365</b>	<b>21,685</b>	<b>0</b>	<b>0</b>

Washington State S. T. I. P.

2024 to 2027

(Project Funds to Nearest Dollar)

MPO/RTPO: SWW RTPO

N Inside

Y Outside

November 17, 2023

County:

Agency: WSDOT - SW

Func Cls	Project Number	PIN	STIP ID	Imp Type	Total Project Length	Environmental Type	RW Required	Begin Termini	End Termini	Total Est. Cost of Project	STIP Amend. No.
04		450423E	450423E08	20	0.080	CE	Yes	8.92	9.00	3,019,241	

SR 504/0.2 Miles West of Hall Rd - Fish Passage Barrier

Replace culvert #992025

Funding

Phase	Start Date	Federal Funds		State Funds		Local Funds	Total	
		Federal	Fund Code	State Fund Code	State Funds			
PE	2024			0	MAW	119,214	0	119,214
RW	2025		NHPP	123,480	MVA	2,520	0	126,000
CN	2026		NHPP	2,379,440	MVA	48,560	0	2,428,000
<b>Project Totals</b>				<b>2,502,920</b>		<b>170,294</b>	<b>0</b>	<b>2,673,214</b>

Expenditure Schedule

Phase	1st	2nd	3rd	4th	5th & 6th
PE	48,105	62,748	8,388	0	0
RW	0	83,490	42,510	0	0
CN	0	0	2,207,270	220,730	0
<b>Totals</b>	<b>48,105</b>	<b>146,238</b>	<b>2,258,168</b>	<b>220,730</b>	<b>0</b>

Washington State S. T. I. P.

2024 to 2027

(Project Funds to Nearest Dollar)

MPO/RTPO: SWW RTPO

N Inside

Y Outside

November 17, 2023

County:

Agency: WSDOT - SW

Func Cls	Project Number	PIN	STIP ID	Imp Type	Total Project Length	Environmental Type	RW Required	Begin Termini	End Termini	Total Est. Cost of Project	STIP Amend. No.
04		450423C	450423C08	20	0.140	CE	Yes	8.10	8.24	4,473,402	

SR 504/0.3 Miles West of George Taylor Rd - Fish Passage Barriers

Replace two culverts: 992022 and 992023

Funding

Phase	Start Date	Federal Fund Code	Federal Funds	State Fund Code	State Funds	Local Funds	Total
PE	2024		0	MAW	359,402	0	359,402
RW	2025	NHPP	123,480	MVA	2,520	0	126,000
CN	2026	NHPP	3,569,160	MVA	72,840	0	3,642,000
<b>Project Totals</b>			<b>3,692,640</b>		<b>434,762</b>	<b>0</b>	<b>4,127,402</b>

Expenditure Schedule

Phase	1st	2nd	3rd	4th	5th & 6th
PE	145,018	189,156	25,228	0	0
RW	0	83,490	42,510	0	0
CN	0	0	3,310,900	331,100	0
<b>Totals</b>	<b>145,018</b>	<b>272,646</b>	<b>3,378,638</b>	<b>331,100</b>	<b>0</b>

Washington State S. T. I. P.

2024 to 2027

(Project Funds to Nearest Dollar)

MPO/RTPO: SWW RTPO

N Inside

Y Outside

November 17, 2023

County:

Agency: WSDOT - SW

Func Cls	Project Number	PIN	STIP ID	Imp Type	Total Project Length	Environmental Type	RW Required	Begin Termini	End Termini	Total Est. Cost of Project	STIP Amend. No.
04		450422C	450422C08	20	0.500	CE	Yes	13.30	13.80	3,592,085	

SR 504/S of Tower Road - Fish Passage

Replacement of fish barrier culvert #991675.

Funding

Phase	Start Date	Federal	Fund Code	Federal Funds		State Funds		Local Funds	Total
				Fund Code	Federal Funds	State Fund Code	State Funds		
PE	2024				0	MAW	195,545	0	195,545
RW	2025		STBG		123,480	MVA	2,520	0	126,000
CN	2025		STBG		2,866,050	MVA	58,491	0	2,924,541
<b>Project Totals</b>					<b>2,989,530</b>		<b>256,556</b>	<b>0</b>	<b>3,246,086</b>

Expenditure Schedule

Phase	1st	2nd	3rd	4th	5th & 6th
PE	78,898	102,912	13,735	0	0
RW	0	83,490	42,510	0	0
CN	0	0	2,658,670	265,871	0
<b>Totals</b>	<b>78,898</b>	<b>186,402</b>	<b>2,714,915</b>	<b>265,871</b>	<b>0</b>

Washington State S. T. I. P.

2024 to 2027

(Project Funds to Nearest Dollar)

MPO/RTPO: SWW RTPO

N Inside

Y Outside

November 17, 2023

County:

Agency: WSDOT - SW

Func Cls	Project Number	PIN	STIP ID	Imp Type	Total Project Length	Environmental Type	RW Required	Begin Termini	End Termini	Total Est. Cost of Project	STIP Amend. No.
04		450722B	450722B21	11	0.200	CE	Yes	2.28	2.48	15,529,429	

SR 507/Skookumchuck River Bridge - Replace Bridge

Replace structurally deficient bridge #507/8

**Funding**

Phase	Start Date	Federal	Fund Code	Federal Funds		State Funds		Local Funds	Total
				Federal Funds	State Fund Code	State Funds	Local Funds		
PE	2024		STBG	1,739,932	MVA	173,397		0	1,913,329
RW	2026		STBG	1,983,618	MVA	40,482		0	2,024,100
<b>Project Totals</b>				<b>3,723,550</b>		<b>213,879</b>		<b>0</b>	<b>3,937,429</b>

**Expenditure Schedule**

Phase	1st	2nd	3rd	4th	5th & 6th
PE	40,262	205,680	814,004	815,345	38,038
RW	0	0	286,070	1,723,223	14,807
<b>Totals</b>	<b>40,262</b>	<b>205,680</b>	<b>1,100,074</b>	<b>2,538,568</b>	<b>52,845</b>

Washington State S. T. I. P.

2024 to 2027

(Project Funds to Nearest Dollar)

MPO/RTPO: SWW RTPO

N Inside

Y Outside

November 17, 2023

County:

Agency: WSDOT - SW

Func Cls	Project Number	PIN	STIP ID	Imp Type	Total Project Length	Environmental Type	RW Required	Begin Termini	End Termini	Total Est. Cost of Project	STIP Amend. No.
05		450827A	450827A21	20	0.040	CE	Yes	15.83	15.87	4,085,899	

SR 508/0.03 Mile W of Magnus Rd - Fish Barrier

Remove fish barrier #991296

**Funding**

Phase	Start Date	Federal Funds		State Funds		Local Funds	Total	
		Federal	Fund Code	State Fund Code	State Funds			
PE	2024			0	MAW	492,244	0	492,244
PE	2024			0	MVA	21,055	0	21,055
RW	2024			0	MAW	128,400	0	128,400
CN	2025			0	MAW	3,259,200	0	3,259,200
<b>Project Totals</b>				<b>0</b>		<b>3,900,899</b>	<b>0</b>	<b>3,900,899</b>

**Expenditure Schedule**

Phase	1st	2nd	3rd	4th	5th & 6th
PE	438,321	74,978	0	0	0
RW	82,836	45,564	0	0	0
CN	0	1,466,640	1,792,560	0	0
<b>Totals</b>	<b>521,157</b>	<b>1,587,182</b>	<b>1,792,560</b>	<b>0</b>	<b>0</b>



Washington State S. T. I. P.

2024 to 2027

(Project Funds to Nearest Dollar)

MPO/RTPO: SWW RTPO

N Inside

Y Outside

November 17, 2023

County:

Agency: WSDOT - SW

Func Cls	Project Number	PIN	STIP ID	Imp Type	Total Project Length	Environmental Type	RW Required	Begin Termini	End Termini	Total Est. Cost of Project	STIP Amend. No.
05		450827B	450827B21	20	0.040	CE	Yes	16.50	16.54	4,086,344	

SR 508/0.1 Mile E of Johnson Rd - Fish Passage

Remove fish barrier #994979

Funding

Phase	Start Date	Federal Funds		State Funds		Local Funds	Total	
		Federal	Fund Code	State Fund Code	State Funds			
PE	2024			0	MAW	467,452	0	467,452
PE	2024			0	MVA	91,292	0	91,292
RW	2024			0	MAW	128,400	0	128,400
CN	2025			0	MAW	3,259,200	0	3,259,200
<b>Project Totals</b>				<b>0</b>		<b>3,946,344</b>	<b>0</b>	<b>3,946,344</b>

Expenditure Schedule

Phase	1st	2nd	3rd	4th	5th & 6th
PE	477,128	81,616	0	0	0
RW	82,836	45,564	0	0	0
CN	0	1,466,640	1,792,560	0	0
<b>Totals</b>	<b>559,964</b>	<b>1,593,820</b>	<b>1,792,560</b>	<b>0</b>	<b>0</b>

Washington State S. T. I. P.

2024 to 2027

(Project Funds to Nearest Dollar)

MPO/RTPO: SWW RTPO

N Inside

Y Outside

November 17, 2023

County:

Agency: WSDOT - SW

Func Cls	Project Number	PIN	STIP ID	Imp Type	Total Project Length	Environmental Type	RW Required	Begin Termini	End Termini	Total Est. Cost of Project	STIP Amend. No.
05		450825C	450825C21	20	0.040	CE	Yes	6.76	6.80	4,070,060	

SR 508/0.4 Miles W of Hyak Rd - Fish Barrier

Remove fish barrier #991293

Funding

Phase	Start Date	Federal Funds		State Funds		Local Funds	Total	
		Federal	Fund Code	State Fund Code	State Funds			
PE	2024			0	MAW	580,963	0	580,963
RW	2025			0	MAW	128,600	0	128,600
CN	2025			0	MAW	3,259,200	0	3,259,200
<b>Project Totals</b>				<b>0</b>		<b>3,968,763</b>	<b>0</b>	<b>3,968,763</b>

Expenditure Schedule

Phase	1st	2nd	3rd	4th	5th & 6th
PE	477,492	103,470	0	0	0
RW	0	128,600	0	0	0
CN	0	1,466,640	1,792,560	0	0
<b>Totals</b>	<b>477,492</b>	<b>1,698,710</b>	<b>1,792,560</b>	<b>0</b>	<b>0</b>

Washington State S. T. I. P.

2024 to 2027

(Project Funds to Nearest Dollar)

MPO/RTPO: SWW RTPO

N Inside

Y Outside

November 17, 2023

County:

Agency: WSDOT - SW

Func Cls	Project Number	PIN	STIP ID	Imp Type	Total Project Length	Environmental Type	RW Required	Begin Termini	End Termini	Total Est. Cost of Project	STIP Amend. No.
05		450825A	450825A21	20	0.040	CE	Yes	4.24	4.28	2,907,280	

SR 508/0.45 Mile W of Gish Rd - Fish Barrier

Remove fish barrier #992277

Funding

Phase	Start Date	Federal Funds		State Funds		Local Funds	Total
		Federal	Fund Code	State Fund Code	State Funds		
PE	2024	0		MAW	458,656	0	458,656
RW	2025	0		MAW	64,300	0	64,300
CN	2025	0		MAW	2,293,080	0	2,293,080
<b>Project Totals</b>		<b>0</b>			<b>2,816,036</b>	<b>0</b>	<b>2,816,036</b>

Expenditure Schedule

Phase	1st	2nd	3rd	4th	5th & 6th
PE	376,968	81,687	0	0	0
RW	0	64,300	0	0	0
CN	0	846,686	1,446,394	0	0
<b>Totals</b>	<b>376,968</b>	<b>992,673</b>	<b>1,446,394</b>	<b>0</b>	<b>0</b>

Washington State S. T. I. P.

2024 to 2027

(Project Funds to Nearest Dollar)

MPO/RTPO: SWW RTPO

N Inside

Y Outside

November 17, 2023

County:

Agency: WSDOT - SW

Func Cls	Project Number	PIN	STIP ID	Imp Type	Total Project Length	Environmental Type	RW Required	Begin Termini	End Termini	Total Est. Cost of Project	STIP Amend. No.
05		450827C	450827C21	20	0.040	CE	Yes	16.97	17.01	2,919,562	

SR 508/0.5 Mile E of Van Hoesen Rd - Fish Passage

Remove fish barrier #994981

Funding

Phase	Start Date	Federal	Fund Code	Federal Funds		State Funds	Local Funds	Total
				State Fund Code	State Funds			
PE	2024			0	MAW	315,094	0	315,094
PE	2024			0	MVA	107,188	0	107,188
RW	2024			0	MAW	64,200	0	64,200
CN	2025			0	MAW	2,293,080	0	2,293,080
<b>Project Totals</b>				<b>0</b>		<b>2,779,562</b>	<b>0</b>	<b>2,779,562</b>

Expenditure Schedule

Phase	1st	2nd	3rd	4th	5th & 6th
PE	360,588	61,694	0	0	0
RW	41,412	22,788	0	0	0
CN	0	1,031,886	1,261,194	0	0
<b>Totals</b>	<b>402,000</b>	<b>1,116,368</b>	<b>1,261,194</b>	<b>0</b>	<b>0</b>

Washington State S. T. I. P.

2024 to 2027

(Project Funds to Nearest Dollar)

MPO/RTPO: SWW RTPO

N Inside

Y Outside

November 17, 2023

County:

Agency: WSDOT - SW

Func Cls	Project Number	PIN	STIP ID	Imp Type	Total Project Length	Environmental Type	RW Required	Begin Termini	End Termini	Total Est. Cost of Project	STIP Amend. No.
05		450825B	450825B21	20	0.040	CE	Yes	5.51	5.55	4,070,060	

SR 508/0.8 Miles E of Gish Rd - Fish Barrier

Remove fish barrier #991292

Funding

Phase	Start Date	Federal Funds		State Funds		Local Funds	Total	
		Federal	Fund Code	State Fund Code	State Funds			
PE	2024			0	MAW	580,963	0	580,963
RW	2025			0	MAW	128,600	0	128,600
CN	2025			0	MAW	3,259,200	0	3,259,200
<b>Project Totals</b>				<b>0</b>		<b>3,968,763</b>	<b>0</b>	<b>3,968,763</b>

Expenditure Schedule

Phase	1st	2nd	3rd	4th	5th & 6th
PE	477,492	103,471	0	0	0
RW	0	128,600	0	0	0
CN	0	1,466,640	1,792,560	0	0
<b>Totals</b>	<b>477,492</b>	<b>1,698,711</b>	<b>1,792,560</b>	<b>0</b>	<b>0</b>

Washington State S. T. I. P.

2024 to 2027

(Project Funds to Nearest Dollar)

MPO/RTPO: SWW RTPO

N Inside

Y Outside

November 17, 2023

County:

Agency: WSDOT - SW

Func Cls	Project Number	PIN	STIP ID	Imp Type	Total Project Length	Environmental Type	RW Required	Begin Termini	End Termini	Total Est. Cost of Project	STIP Amend. No.
05		450827D	450827D21	20	0.040	CE	Yes	17.04	17.08	4,086,344	

SR 508/1 Mile W of Cinebar Rd - Fish Barrier

Remove fish barrier #991291

Funding

Phase	Start Date	Federal Funds		State Funds		Local Funds	Total	
		Federal	Fund Code	State Fund Code	State Funds			
PE	2024			0	MAW	448,075	0	448,075
PE	2024			0	MVA	110,669	0	110,669
RW	2024			0	MAW	128,400	0	128,400
CN	2025			0	MAW	3,259,200	0	3,259,200
<b>Project Totals</b>				<b>0</b>		<b>3,946,344</b>	<b>0</b>	<b>3,946,344</b>

Expenditure Schedule

Phase	1st	2nd	3rd	4th	5th & 6th
PE	477,128	81,616	0	0	0
RW	82,836	45,564	0	0	0
CN	0	1,466,640	1,792,560	0	0
<b>Totals</b>	<b>559,964</b>	<b>1,593,820</b>	<b>1,792,560</b>	<b>0</b>	<b>0</b>

Washington State S. T. I. P.

2024 to 2027

(Project Funds to Nearest Dollar)

MPO/RTPO: SWW RTPO

N Inside

Y Outside

November 17, 2023

County:

Agency: WSDOT - SW

Func Cls	Project Number	PIN	STIP ID	Imp Type	Total Project Length	Environmental Type	RW Required	Begin Termini	End Termini	Total Est. Cost of Project	STIP Amend. No.
05		450825F	450825F21	20	0.020	CE	Yes	11.54	11.56	3,965,520	

SR 508/1.4 Miles E of Parnell Rd - Fish Barrier

Remove fish barrier #991288.

Funding

Phase	Start Date	Federal Funds		State Funds		Local Funds	Total	
		Federal	Fund Code	State Fund Code	State Funds			
PE	2024			0	MAW	526,636	0	526,636
RW	2025			0	MAW	125,500	0	125,500
CN	2025			0	MAW	3,217,200	0	3,217,200
<b>Project Totals</b>				<b>0</b>		<b>3,869,336</b>	<b>0</b>	<b>3,869,336</b>

Expenditure Schedule

Phase	1st	2nd	3rd	4th	5th & 6th
PE	432,840	93,796	0	0	0
RW	0	125,500	0	0	0
CN	0	1,447,740	1,769,460	0	0
<b>Totals</b>	<b>432,840</b>	<b>1,667,036</b>	<b>1,769,460</b>	<b>0</b>	<b>0</b>

Washington State S. T. I. P.

2024 to 2027

(Project Funds to Nearest Dollar)

MPO/RTPO: SWW RTPO

N Inside

Y Outside

November 17, 2023

County:

Agency: WSDOT - SW

Func Cls	Project Number	PIN	STIP ID	Imp Type	Total Project Length	Environmental Type	RW Required	Begin Termini	End Termini	Total Est. Cost of Project	STIP Amend. No.
04		400624C	400624C21	20	0.040	CE	Yes	35.40	35.44	4,129,950	

SR 6/1.3 Miles East of Chandler Rd - Fish Passage

Remove fish passage barrier #990757

Funding

Phase	Start Date	Federal Funds		State Funds		Local Funds	Total	
		Federal	Fund Code	State Fund Code	State Funds			
PE	2024			0	MAW	685,246	0	685,246
RW	2026			0	MAW	129,700	0	129,700
CN	2026			0	MAW	3,309,600	0	3,309,600
<b>Project Totals</b>				<b>0</b>		<b>4,124,546</b>	<b>0</b>	<b>4,124,546</b>

Expenditure Schedule

Phase	1st	2nd	3rd	4th	5th & 6th
PE	161,614	430,380	93,252	0	0
RW	0	0	129,700	0	0
CN	0	0	1,489,320	1,820,280	0
<b>Totals</b>	<b>161,614</b>	<b>430,380</b>	<b>1,712,272</b>	<b>1,820,280</b>	<b>0</b>



Washington State S. T. I. P.

2024 to 2027

(Project Funds to Nearest Dollar)

MPO/RTPO: SWW RTPO

N Inside

Y Outside

November 17, 2023

County:

Agency: WSDOT - SW

Func Cls	Project Number	PIN	STIP ID	Imp Type	Total Project Length	Environmental Type	RW Required	Begin Termini	End Termini	Total Est. Cost of Project	STIP Amend. No.
04		400624F	400624F21	20	0.040	CE	Yes	43.59	43.63	4,031,410	

SR 6/1.3 Miles W of Spooner Rd - Fish Passage Barrier

Remove fish barrier #991221

Funding

Phase	Start Date	Federal Funds		State Funds		Local Funds	Total	
		Federal	Fund Code	State Fund Code	State Funds			
PE	2024			0	MAW	634,410	0	634,410
RW	2026			0	MAW	126,600	0	126,600
CN	2026			0	MAW	3,270,400	0	3,270,400
<b>Project Totals</b>				<b>0</b>		<b>4,031,410</b>	<b>0</b>	<b>4,031,410</b>

Expenditure Schedule

Phase	1st	2nd	3rd	4th	5th & 6th
PE	114,050	427,692	92,668	0	0
RW	0	0	126,600	0	0
CN	0	0	1,471,680	1,798,720	0
<b>Totals</b>	<b>114,050</b>	<b>427,692</b>	<b>1,690,948</b>	<b>1,798,720</b>	<b>0</b>

Washington State S. T. I. P.

2024 to 2027

(Project Funds to Nearest Dollar)

MPO/RTPO: SWW RTPO

N Inside

Y Outside

November 17, 2023

County:

Agency: WSDOT - SW

Func Cls	Project Number	PIN	STIP ID	Imp Type	Total Project Length	Environmental Type	RW Required	Begin Termini	End Termini	Total Est. Cost of Project	STIP Amend. No.
04		400624A	400624A25	20	0.040	CE	Yes	22.92	22.96	4,129,950	

SR 6/1.5 Mile W of Walville Creek Rd - Fish Passage

Remove fish passage barrier #990736

Funding

Phase	Start Date	Federal Funds		State Funds		Local Funds	Total	
		Federal	Fund Code	State Fund Code	State Funds			
PE	2024			0	MAW	685,246	0	685,246
RW	2026			0	MAW	129,700	0	129,700
CN	2026			0	MAW	3,309,600	0	3,309,600
<b>Project Totals</b>				<b>0</b>		<b>4,124,546</b>	<b>0</b>	<b>4,124,546</b>

Expenditure Schedule

Phase	1st	2nd	3rd	4th	5th & 6th
PE	161,614	430,380	93,252	0	0
RW	0	0	129,700	0	0
CN	0	0	1,489,320	1,820,280	0
<b>Totals</b>	<b>161,614</b>	<b>430,380</b>	<b>1,712,272</b>	<b>1,820,280</b>	<b>0</b>

Washington State S. T. I. P.

2024 to 2027

(Project Funds to Nearest Dollar)

MPO/RTPO: SWW RTPO

N Inside

Y Outside

November 17, 2023

County:

Agency: WSDOT - SW

Func Cls	Project Number	PIN	STIP ID	Imp Type	Total Project Length	Environmental Type	RW Required	Begin Termini	End Termini	Total Est. Cost of Project	STIP Amend. No.
04		400624B	400624B21	20	0.040	CE	Yes	34.83	34.87	4,129,950	

SR 6/1.7 Mile E of Stevens Rd - Fish Passage

Remove fish passage barrier #990755

Funding

Phase	Start Date	Federal Funds		State Fund Code	State Funds	Local Funds	Total
		Federal	Fund Code				
PE	2024			MAW	685,246	0	685,246
RW	2026			MAW	129,700	0	129,700
CN	2026			MAW	3,309,600	0	3,309,600
<b>Project Totals</b>					<b>4,124,546</b>	<b>0</b>	<b>4,124,546</b>

Expenditure Schedule

Phase	1st	2nd	3rd	4th	5th & 6th
PE	161,614	430,380	93,252	0	0
RW	0	0	129,700	0	0
CN	0	0	1,212,801	1,819,629	277,170
<b>Totals</b>	<b>161,614</b>	<b>430,380</b>	<b>1,435,753</b>	<b>1,819,629</b>	<b>277,170</b>

Washington State S. T. I. P.

2024 to 2027

(Project Funds to Nearest Dollar)

MPO/RTPO: SWW RTPO

N Inside

Y Outside

November 17, 2023

County:

Agency: WSDOT - SW

Func Cls	Project Number	PIN	STIP ID	Imp Type	Total Project Length	Environmental Type	RW Required	Begin Termini	End Termini	Total Est. Cost of Project	STIP Amend. No.
04		400624D	400624D21	20	0.040	CE	Yes	35.83	35.87	4,129,950	

SR 6/1.7 Mile East of Chandler Rd - Fish Barrier

Remove fish barrier #990758

Funding

Phase	Start Date	Federal	Fund Code	Federal Funds		State Funds		Local Funds	Total
						State Fund Code			
PE	2024			0		MAW	685,246	0	685,246
RW	2026			0		MAW	129,700	0	129,700
CN	2026			0		MAW	3,309,600	0	3,309,600
<b>Project Totals</b>				<b>0</b>			<b>4,124,546</b>	<b>0</b>	<b>4,124,546</b>

Expenditure Schedule

Phase	1st	2nd	3rd	4th	5th & 6th
PE	161,614	430,380	93,252	0	0
RW	0	0	129,700	0	0
CN	0	0	1,489,320	1,820,280	0
<b>Totals</b>	<b>161,614</b>	<b>430,380</b>	<b>1,712,272</b>	<b>1,820,280</b>	<b>0</b>

Washington State S. T. I. P.

2024 to 2027

(Project Funds to Nearest Dollar)

MPO/RTPO: SWW RTPO

N Inside

Y Outside

November 17, 2023

County:

Agency: WSDOT - SW

Func Cls	Project Number	PIN	STIP ID	Imp Type	Total Project Length	Environmental Type	RW Required	Begin Termini	End Termini	Total Est. Cost of Project	STIP Amend. No.
03	0101(398)	410124B	410124B25	14	0.440	CE	No	000.00	000.44	812,050	

US 101/Astoria Megler Bridge - Deck Repair

Deck overlay for the south approach on 101/1. ODOT Lead project.

Funding

Phase	Start Date	Federal Fund Code	Federal Funds	State Fund Code	State Funds	Local Funds	Total
CN	2024	NHPP	657,667	MVA	13,023	0	670,690
<b>Project Totals</b>			<b>657,667</b>		<b>13,023</b>	<b>0</b>	<b>670,690</b>

Expenditure Schedule

Phase	1st	2nd	3rd	4th	5th & 6th
CN	412,768	257,922	0	0	0
<b>Totals</b>	<b>412,768</b>	<b>257,922</b>	<b>0</b>	<b>0</b>	<b>0</b>

	Federal Funds	State Funds	Local Funds	Total
<b>Agency Totals for WSDOT - SW</b>	<b>128,172,597</b>	<b>77,058,586</b>	<b>0</b>	<b>205,231,183</b>

Washington State S. T. I. P.

2024 to 2027

(Project Funds to Nearest Dollar)

MPO/RTPO: TRPC

Y Inside

N Outside

November 17, 2023

County: Thurston

Agency: Intercity Transit

Func Cls	Project Number	PIN	STIP ID	Imp Type	Total Project Length	Environmental Type	RW Required	Begin Termini	End Termini	Total Est. Cost of Project	STIP Amend. No.
00			IT 2201	23	0.000	CE	Yes	Martin Way	Dutterow/Meridian	6,000,000	

NE Lacey Operational Support Terminal Facility

Design, engineer and construct an Operations terminal at the intersection of Martin Way and Dutterow/ Meridian to allow a safe and more efficient turn-around for frequent transit service or BRT type service serving the Martin Way Corridor.

**Funding**

Phase	Start Date	Federal	Fund Code	Federal Funds		State Fund Code	State Funds	Local Funds	Total
PL	2024		STBG(UM)	173,000		WSDOT	27,000	0	200,000
PE	2024		STBG(UM)	562,250		WSDOT	337,750	0	900,000
RW	2024			0		WSDOT	91,353	365,407	456,760
RW	2024		CRP(UM)	210,403		WSDOT	32,837	0	243,240
<b>Project Totals</b>				<b>945,653</b>			<b>488,940</b>	<b>365,407</b>	<b>1,800,000</b>

**Expenditure Schedule**

Phase	1st	2nd	3rd	4th	5th & 6th
PL	200,000	0	0	0	0
PE	0	900,000	0	0	0
RW	0	700,000	0	0	0
<b>Totals</b>	<b>200,000</b>	<b>1,600,000</b>	<b>0</b>	<b>0</b>	<b>0</b>

Washington State S. T. I. P.

2024 to 2027

(Project Funds to Nearest Dollar)

MPO/RTPO: TRPC

Y Inside

N Outside

November 17, 2023

County: Thurston

Agency: Intercity Transit

Func Cls	Project Number	PIN	STIP ID	Imp Type	Total Project Length	Environmental Type	RW Required	Begin Termini	End Termini	Total Est. Cost of Project	STIP Amend. No.
00			IT-09458	23	0.000	CE	No	N/A	N/A	47,320,618	

Pattison MOA Rehabilitation, Expansion & Modernization

This project will complete improvements and modernization of the Pattison Fleet Maintenance building, including pavement replacement, new stormwater system, and propane fueling station along with all remaining South parcel site improvements as required for re-development. This is a multiyear project and the funding programmed reflects the funds within the span of the STIP.

**Funding**

Phase	Start Date	Federal	Fund Code	Federal Funds		Local Funds	Total
				State Fund Code	State Funds		
CN	2025		5307		5,500,000	0	6,875,000
CN	2025		5339		350,000	0	420,000
CN	2026		5307		5,500,000	0	6,875,000
CN	2026				0	5,407,045	5,407,045
<b>Project Totals</b>					<b>11,350,000</b>	<b>0</b>	<b>19,577,045</b>

**Expenditure Schedule**

Phase	1st	2nd	3rd	4th	5th & 6th
CN	0	7,085,000	12,492,045	0	0
<b>Totals</b>	<b>0</b>	<b>7,085,000</b>	<b>12,492,045</b>	<b>0</b>	<b>0</b>

Washington State S. T. I. P.

2024 to 2027

(Project Funds to Nearest Dollar)

MPO/RTPO: TRPC

Y Inside

N Outside

November 17, 2023

County: Thurston

Agency: Intercity Transit

Func Cls	Project Number	PIN	STIP ID	Imp Type	Total Project Length	Environmental Type	RW Required	Begin Termini	End Termini	Total Est. Cost of Project	STIP Amend. No.
00			IT-2222	23	0.000	CE	No	N/A	N/A	156,012	

Propane-Fueled Van for Dial-A-Lift Service (2024)

Purchase of 1 Propane-Fueled Van for Dial-A-Lift service.

**Funding**

Phase	Start Date	Federal Fund Code	Federal Funds	State Fund Code	State Funds	Local Funds	Total
CN	2024	CMAQ	134,950		0	21,062	156,012
<b>Project Totals</b>			<b>134,950</b>		<b>0</b>	<b>21,062</b>	<b>156,012</b>

**Expenditure Schedule**

Phase	1st	2nd	3rd	4th	5th & 6th
CN	156,012	0	0	0	0
<b>Totals</b>	<b>156,012</b>	<b>0</b>	<b>0</b>	<b>0</b>	<b>0</b>



Washington State S. T. I. P.

2024 to 2027

(Project Funds to Nearest Dollar)

MPO/RTPO: TRPC

Y Inside

N Outside

November 17, 2023

County: Thurston

Agency: Intercity Transit

Func Cls	Project Number	PIN	STIP ID	Imp Type	Total Project Length	Environmental Type	RW Required	Begin Termini	End Termini	Total Est. Cost of Project	STIP Amend. No.
00			WA-13076	23	0.000	CE	No	N/A	N/A	298,266	

Walk N Roll for 2025/ 2026 and 2026/ 2027

The Walk N Roll program reduces drive-alone trips to school and builds the next generation of safe and healthy pedestrians, cyclists, and transit users. This continuing, established, school-based public education and outreach program helps students and families to access their community through active and sustainable forms of transportation, and positively influences safe walking and bicycling behavior and improves air quality by reducing congestion and idling around schools.

**Funding**

Phase	Start Date	Federal Fund Code	Federal Funds	State Fund Code	State Funds	Local Funds	Total
PL	2024	TA(UM)	258,000		0	40,266	298,266
<b>Project Totals</b>			<b>258,000</b>		<b>0</b>	<b>40,266</b>	<b>298,266</b>

**Expenditure Schedule**

Phase	1st	2nd	3rd	4th	5th & 6th
PL	149,133	149,133	0	0	0
<b>Totals</b>	<b>149,133</b>	<b>149,133</b>	<b>0</b>	<b>0</b>	<b>0</b>

Washington State S. T. I. P.

2024 to 2027

(Project Funds to Nearest Dollar)

MPO/RTPO: TRPC

Y Inside

N Outside

November 17, 2023

County: Thurston

Agency: Intercity Transit

Func Cls	Project Number	PIN	STIP ID	Imp Type	Total Project Length	Environmental Type	RW Required	Begin Termini	End Termini	Total Est. Cost of Project	STIP Amend. No.
00			IT 1604	23		CE	No	0	0	2,282,437	

Zero Fare Bus Stop Access Improvements

This project will renovate frequently used bus stops to increase transit operating efficiency, reduce passenger travel times, and increase passenger safety and access.

**Funding**

Phase	Start Date	Federal Fund Code	Federal Funds	State Fund Code	State Funds	Local Funds	Total
PL	2024	FTA Discretionary	182,595		0	45,649	228,244
PE	2025	FTA Discretionary	273,893		0	68,473	342,366
CN	2026	FTA Discretionary	1,369,462		0	342,365	1,711,827
<b>Project Totals</b>			<b>1,825,950</b>		<b>0</b>	<b>456,487</b>	<b>2,282,437</b>

**Expenditure Schedule**

Phase	1st	2nd	3rd	4th	5th & 6th
PL	228,244	0	0	0	0
PE	0	342,366	0	0	0
CN	0	0	1,711,827	0	0
<b>Totals</b>	<b>228,244</b>	<b>342,366</b>	<b>1,711,827</b>	<b>0</b>	<b>0</b>

	Federal Funds	State Funds	Local Funds	Total
<b>Agency Totals for Intercity Transit</b>	<b>14,514,553</b>	<b>488,940</b>	<b>9,110,267</b>	<b>24,113,760</b>

Washington State S. T. I. P.

2024 to 2027

(Project Funds to Nearest Dollar)

MPO/RTPO: TRPC

Y Inside

N Outside

November 17, 2023

County: Thurston

Agency: Lacey

Func Cls	Project Number	PIN	STIP ID	Imp Type	Total Project Length	Environmental Type	RW Required	Begin Termini	End Termini	Total Est. Cost of Project	STIP Amend. No.
03	5289(005)		Lacey19001	04	0.400	CE	Yes	22nd Avenue	Lacey Blvd	20,000,000	

College Street Corridor Improvements Phase 3

Per the 2009 College Street Corridor Study, this project will widen the roadway to include a planted center median, auxiliary left turn lanes, sidewalks, with typical urban amenities. This includes a traffic control roundabout at 16th Avenue SE.

**Funding**

Phase	Start Date	Federal	Fund Code	Federal Funds	State Fund Code	State Funds	Local Funds	Total
RW	2025		STBG(UM)	3,456,992		0	539,531	3,996,523
RW	2025		TA(UM)	484,750		0	75,655	560,405
<b>Project Totals</b>				<b>3,941,742</b>		<b>0</b>	<b>615,186</b>	<b>4,556,928</b>

**Expenditure Schedule**

Phase	1st	2nd	3rd	4th	5th & 6th
RW	0	3,000,000	1,556,928	0	0
<b>Totals</b>	<b>0</b>	<b>3,000,000</b>	<b>1,556,928</b>	<b>0</b>	<b>0</b>

	Federal Funds	State Funds	Local Funds	Total
<b>Agency Totals for Lacey</b>	<b>3,941,742</b>	<b>0</b>	<b>615,186</b>	<b>4,556,928</b>

Washington State S. T. I. P.

2024 to 2027

(Project Funds to Nearest Dollar)

MPO/RTPO: TRPC

Y Inside

N Outside

November 17, 2023

County: Thurston

Agency: Olympia

Func Cls	Project Number	PIN	STIP ID	Imp Type	Total Project Length	Environmental Type	RW Required	Begin Termini	End Termini	Total Est. Cost of Project	STIP Amend. No.
04	5343(002)		Oly1102a	03	0.670	CE	Yes	18th Avenue	Pacific Avenue	19,930,000	

Fones Road - Transportation

Improvements include enhanced bike lanes, sidewalks, planter strips and or stormwater swales, new lighting, crosswalk enhancements, a trail crossing improvement, a compact roundabout, an asphalt overlay, lane reconfiguration, and medians.

**Funding**

Phase	Start Date	Federal	Fund Code	Federal Funds	State Fund Code	State Funds	Local Funds	Total
CN	2024			0	TIB	2,000,000	4,220,780	6,220,780
CN	2024		CRP(UM)	210,404		0	32,838	243,242
CN	2024			0		0	4,068,291	4,068,291
CN	2025		CMAQ	463,875		0	1,139,825	1,603,700
CN	2025		STBG(UM)	2,040,118		0	318,400	2,358,518
CN	2025		TA(UM)	383,775		0	320,995	704,770
<b>Project Totals</b>				<b>3,098,172</b>		<b>2,000,000</b>	<b>10,101,129</b>	<b>15,199,301</b>

**Expenditure Schedule**

Phase	1st	2nd	3rd	4th	5th & 6th
CN	10,532,313	4,666,988	0	0	0
<b>Totals</b>	<b>10,532,313</b>	<b>4,666,988</b>	<b>0</b>	<b>0</b>	<b>0</b>

	Federal Funds	State Funds	Local Funds	Total
<b>Agency Totals for Olympia</b>	<b>3,098,172</b>	<b>2,000,000</b>	<b>10,101,129</b>	<b>15,199,301</b>

Washington State S. T. I. P.

2024 to 2027

(Project Funds to Nearest Dollar)

MPO/RTPO: TRPC

Y Inside

N Outside

November 17, 2023

County: Thurston

Agency: Thurston Co.

Func Cls	Project Number	PIN	STIP ID	Imp Type	Total Project Length	Environmental Type	RW Required	Begin Termini	End Termini	Total Est. Cost of Project	STIP Amend. No.
00	000S(594)		WA-12342	21	0.000	CE	Yes	Various	Various	2,840,000	

2024 County Road Safety

These projects align with the Washington State Target Zero plan, to reduce fatal and serious injury collisions to zero by the year 2030.

Install/upgrade signing, make clear zone improvements (remove fixed objects, upgrade crashworthiness of objects, flatten slopes, barriers), install rumble strips, install radar speed signs and widen shoulders (to provide for safe stopping areas), and construct a midblock crosswalk on Yelm Hwy at the intersection of the Chehalis Western Pedestrian Bridge.

**Funding**

Phase	Start Date	Federal Fund Code	Federal Funds	State Fund Code	State Funds	Local Funds	Total
CN	2024	HSIP	2,313,000		0	0	2,313,000
<b>Project Totals</b>			<b>2,313,000</b>		<b>0</b>	<b>0</b>	<b>2,313,000</b>

**Expenditure Schedule**

Phase	1st	2nd	3rd	4th	5th & 6th
CN	2,253,000	60,000	0	0	0
<b>Totals</b>	<b>2,253,000</b>	<b>60,000</b>	<b>0</b>	<b>0</b>	<b>0</b>

Washington State S. T. I. P.

2024 to 2027

(Project Funds to Nearest Dollar)

MPO/RTPO: TRPC

Y Inside

N Outside

November 17, 2023

County: Thurston

Agency: Thurston Co.

Func Cls	Project Number	PIN	STIP ID	Imp Type	Total Project Length	Environmental Type	RW Required	Begin Termini	End Termini	Total Est. Cost of Project	STIP Amend. No.
00	000S(644)		WA-13787	21	0.000	CE	No	Various	Various	1,600,000	

Countywide Electrical Services Project (HSIP)

Provide street lighting and channelization improvements at several locations throughout the county.

**Funding**

Phase	Start Date	Federal Fund Code	Federal Funds	State Fund Code	State Funds	Local Funds	Total
CN	2024	HSIP	1,215,000		0	135,000	1,350,000
<b>Project Totals</b>			<b>1,215,000</b>		<b>0</b>	<b>135,000</b>	<b>1,350,000</b>

**Expenditure Schedule**

Phase	1st	2nd	3rd	4th	5th & 6th
CN	900,000	450,000	0	0	0
<b>Totals</b>	<b>900,000</b>	<b>450,000</b>	<b>0</b>	<b>0</b>	<b>0</b>

Washington State S. T. I. P.

2024 to 2027

(Project Funds to Nearest Dollar)

MPO/RTPO: TRPC

Y Inside

N Outside

November 17, 2023

County: Thurston

Agency: Thurston Co.

Func Cls	Project Number	PIN	STIP ID	Imp Type	Total Project Length	Environmental Type	RW Required	Begin Termini	End Termini	Total Est. Cost of Project	STIP Amend. No.
05	C341(003)		WA-11389	03	0.300	CE	Yes	113th Ave SW	110th Ave SW	3,000,000	

Littlerock Road & 113th Ave. SW Bridge and Intersection Improvements

The project will replace the L-5 bridge and improve intersection conditions at 113th Ave SW and Littlerock Rd SW. The intersection will be improved through the addition of a left turn pocket.

**Funding**

Phase	Start Date	Federal	Fund Code	Federal Funds	State Fund Code	State Funds	Local Funds	Total
CN	2025		STBG(R)	1,762,460		0	925,258	2,687,718
<b>Project Totals</b>				<b>1,762,460</b>		<b>0</b>	<b>925,258</b>	<b>2,687,718</b>

**Expenditure Schedule**

Phase	1st	2nd	3rd	4th	5th & 6th
CN	0	2,230,718	450,000	7,000	0
<b>Totals</b>	<b>0</b>	<b>2,230,718</b>	<b>450,000</b>	<b>7,000</b>	<b>0</b>

Washington State S. T. I. P.

2024 to 2027

(Project Funds to Nearest Dollar)

MPO/RTPO: TRPC

Y Inside

N Outside

November 17, 2023

County: Thurston

Agency: Thurston Co.

Func Cls	Project Number	PIN	STIP ID	Imp Type	Total Project Length	Environmental Type	RW Required	Begin Termini	End Termini	Total Est. Cost of Project	STIP Amend. No.
05	5393(001)		WA-12983	03	0.250	CE	Yes	2.296	2.542	5,000,000	

Old Hwy 99 at Intersections of Sargent Rd and 201st Ave

Construct a roundabout at Old Hwy 99 and 201st Avenue and a right in right out at Old Hwy 99 and Sargent Rd intersection. The proposed project will include sidewalk, bike lanes, illumination and drainage improvements.

**Funding**

Phase	Start Date	Federal	Fund Code	Federal Funds	State Fund Code	State Funds	Local Funds	Total
CN	2026		STBG(US)	664,700		0	1,258,622	1,923,322
CN	2026		TA(US)	199,300		0	377,378	576,678
<b>Project Totals</b>				<b>864,000</b>		<b>0</b>	<b>1,636,000</b>	<b>2,500,000</b>

**Expenditure Schedule**

Phase	1st	2nd	3rd	4th	5th & 6th
CN	0	0	2,490,000	10,000	0
<b>Totals</b>	<b>0</b>	<b>0</b>	<b>2,490,000</b>	<b>10,000</b>	<b>0</b>



Washington State S. T. I. P.

2024 to 2027

(Project Funds to Nearest Dollar)

MPO/RTPO: TRPC

Y Inside

N Outside

November 17, 2023

County: Thurston

Agency: Thurston Co.

Func Cls	Project Number	PIN	STIP ID	Imp Type	Total Project Length	Environmental Type	RW Required	Begin Termini	End Termini	Total Est. Cost of Project	STIP Amend. No.
04			WA-15359	03	0.100	DCE	No	30.44	30.54	3,000,000	

SR 507 and Vail Rd SE Roundabout

Construct a single-lane roundabout at the intersection of SR 507 and Vail Rd SE.

Project is in coordination with WSDOT project 350730R-34 SR 507/Vail Rd SE Intersection

**Funding**

Phase	Start Date	Federal	Fund Code	Federal Funds	State Fund Code	State Funds	Local Funds	Total
PE	2024			0	MAW	561,460	0	561,460
RW	2025			0	MAW	10,000	0	10,000
CN	2026			0	MAW	1,935,540	0	1,935,540
<b>Project Totals</b>				<b>0</b>		<b>2,507,000</b>	<b>0</b>	<b>2,507,000</b>

**Expenditure Schedule**

Phase	1st	2nd	3rd	4th	5th & 6th
PE	561,460	0	0	0	0
RW	0	10,000	0	0	0
CN	0	0	1,935,540	0	0
<b>Totals</b>	<b>561,460</b>	<b>10,000</b>	<b>1,935,540</b>	<b>0</b>	<b>0</b>

	Federal Funds	State Funds	Local Funds	Total
<b>Agency Totals for Thurston Co.</b>	<b>6,154,460</b>	<b>2,507,000</b>	<b>2,696,258</b>	<b>11,357,718</b>

Washington State S. T. I. P.

2024 to 2027

(Project Funds to Nearest Dollar)

MPO/RTPO: TRPC

Y Inside

N Outside

November 17, 2023

County: Thurston

Agency: TRPC

Func Cls	Project Number	PIN	STIP ID	Imp Type	Total Project Length	Environmental Type	RW Required	Begin Termini	End Termini	Total Est. Cost of Project	STIP Amend. No.
00			WA-12740	18	0.000	DCE	No	NA	NA	750,000	

SFY 2025 Regional Transportation Planning Priorities

Planning activities in the work program of regionally determined transportation initiatives. See TRPC UPWP. Project is fully funded with federal funds using Toll Credits as local match.

**Funding**

Phase	Start Date	Federal	Fund Code	Federal Funds	State Fund Code	State Funds	Local Funds	Total
PL	2024		STBG(UM)	750,000		0	0	750,000
<b>Project Totals</b>				<b>750,000</b>		<b>0</b>	<b>0</b>	<b>750,000</b>

**Expenditure Schedule**

Phase	1st	2nd	3rd	4th	5th & 6th
PL	750,000	0	0	0	0
<b>Totals</b>	<b>750,000</b>	<b>0</b>	<b>0</b>	<b>0</b>	<b>0</b>

Washington State S. T. I. P.

2024 to 2027

(Project Funds to Nearest Dollar)

MPO/RTPO: TRPC

Y Inside

N Outside

November 17, 2023

County: Thurston

Agency: TRPC

Func Cls	Project Number	PIN	STIP ID	Imp Type	Total Project Length	Environmental Type	RW Required	Begin Termini	End Termini	Total Est. Cost of Project	STIP Amend. No.
00			WA-12739	18	0.000	DCE	No	NA	NA	50,000	

Thurston County Bicycle Map, 8th Edition

This project will update the Thurston County Bicycle Map.

**Funding**

Phase	Start Date	Federal Fund Code	Federal Funds	State Fund Code	State Funds	Local Funds	Total
PL	2024	STBG(R)	43,250		0	6,750	50,000
<b>Project Totals</b>			<b>43,250</b>		<b>0</b>	<b>6,750</b>	<b>50,000</b>

**Expenditure Schedule**

Phase	1st	2nd	3rd	4th	5th & 6th
PL	25,000	25,000	0	0	0
<b>Totals</b>	<b>25,000</b>	<b>25,000</b>	<b>0</b>	<b>0</b>	<b>0</b>

Agency Totals for TRPC	Federal Funds	State Funds	Local Funds	Total
	793,250	0	6,750	800,000

Washington State S. T. I. P.

2024 to 2027

(Project Funds to Nearest Dollar)

MPO/RTPO: TRPC

Y Inside

N Outside

November 17, 2023

County: Thurston

Agency: Tumwater

Func Cls	Project Number	PIN	STIP ID	Imp Type	Total Project Length	Environmental Type	RW Required	Begin Termini	End Termini	Total Est. Cost of Project	STIP Amend. No.
05	5202(002)		WA-11046	28	0.500	CE	No	400' s/o Israel Rd	Capitol Blvd	2,028,250	

Israel Rd & Linderson Way Pedestrian and Bicycle Improvements

Roadway and multi-modal improvements including construction of refuge island(s), reconstruction of select sidewalk segments and curb ramps, extend bike lanes, signal improvements, roadway and other improvements.

**Funding**

Phase	Start Date	Federal	Fund Code	Federal Funds	State Fund Code	State Funds	Local Funds	Total
CN	2024		TA(UM)	370,000		0	1,115,579	1,485,579
CN	2024		CRP(UM)	210,404		0	0	210,404
CN	2025		TA(UM)	250,000		0	39,017	289,017
<b>Project Totals</b>				<b>830,404</b>		<b>0</b>	<b>1,154,596</b>	<b>1,985,000</b>

**Expenditure Schedule**

Phase	1st	2nd	3rd	4th	5th & 6th
CN	1,696,001	289,017	0	0	0
<b>Totals</b>	<b>1,696,001</b>	<b>289,017</b>	<b>0</b>	<b>0</b>	<b>0</b>

Washington State S. T. I. P.

2024 to 2027

(Project Funds to Nearest Dollar)

MPO/RTPO: TRPC

Y Inside

N Outside

November 17, 2023

County: Thurston

Agency: Tumwater

Func Cls	Project Number	PIN	STIP ID	Imp Type	Total Project Length	Environmental Type	RW Required	Begin Termini	End Termini	Total Est. Cost of Project	STIP Amend. No.
05	5210(003)		WA-15062	44	0.040	CE	Yes	75' e/o Klahowya Lane	400' w/o Antsen Street	2,380,000	

Percival Creek Fish Passage Barrier Removal

Replacement of a full barrier culvert with a four-sided box culvert. Additionally, will include placement of large woody material structures and regrading of stream. Includes roadway reconstruction and the addition of bike lanes and sidewalks throughout.

**Funding**

Phase	Start Date	Federal	Fund Code	Federal Funds	State Fund Code	State Funds	Local Funds	Total
CN	2024		PROTECT	2,000,000		0	0	2,000,000
<b>Project Totals</b>				<b>2,000,000</b>		<b>0</b>	<b>0</b>	<b>2,000,000</b>

**Expenditure Schedule**

Phase	1st	2nd	3rd	4th	5th & 6th
CN	2,000,000	0	0	0	0
<b>Totals</b>	<b>2,000,000</b>	<b>0</b>	<b>0</b>	<b>0</b>	<b>0</b>

Washington State S. T. I. P.

2024 to 2027

(Project Funds to Nearest Dollar)

MPO/RTPO: TRPC

Y Inside

N Outside

November 17, 2023

County: Thurston

Agency: Tumwater

Func Cls	Project Number	PIN	STIP ID	Imp Type	Total Project Length	Environmental Type	RW Required	Begin Termini	End Termini	Total Est. Cost of Project	STIP Amend. No.
00	9934(027)		WA-12860	44	0.000	CE	No	various	various	350,000	

Traffic Signal Controller & Detection Upgrade

Replacement of controllers, detection equipment, and necessary associated hardware at various intersections throughout the City.

**Funding**

Phase	Start Date	Federal Fund Code	Federal Funds	State Fund Code	State Funds	Local Funds	Total
CN	2024	CMAQ	268,150		0	41,850	310,000
<b>Project Totals</b>			<b>268,150</b>		<b>0</b>	<b>41,850</b>	<b>310,000</b>

**Expenditure Schedule**

Phase	1st	2nd	3rd	4th	5th & 6th
CN	310,000	0	0	0	0
<b>Totals</b>	<b>310,000</b>	<b>0</b>	<b>0</b>	<b>0</b>	<b>0</b>

	Federal Funds	State Funds	Local Funds	Total
<b>Agency Totals for Tumwater</b>	<b>3,098,554</b>	<b>0</b>	<b>1,196,446</b>	<b>4,295,000</b>

Washington State S. T. I. P.

2024 to 2027

(Project Funds to Nearest Dollar)

MPO/RTPO: TRPC

Y Inside

N Outside

November 17, 2023

County:

Agency: WSDOT - OLY

Func Cls	Project Number	PIN	STIP ID	Imp Type	Total Project Length	Environmental Type	RW Required	Begin Termini	End Termini	Total Est. Cost of Project	STIP Amend. No.
04	0507(037)	350730R	350730R-34	21	0.070	DCE	No	030.46	030.53	3,053,405	

SR 507/Vail Rd SE Intersection - Compact Roundabout

This intersection has been identified as a candidate for Intersection Systemic Safety. By constructing a compact roundabout, this project has the potential to reduce the frequency and severity of collisions and improve motorist safety. Construct a compact roundabout. Project is in coordination with Thurston County project WA-15359 SR 507 and Vail Rd SE Roundabout.

Funding

Phase	Start Date	Federal Fund Code	Federal Funds		State Fund Code	State Funds	Local Funds	Total
			Federal	Fund Code				
PE	2024	HSIP	503,153		MVA	58,307	0	561,460
RW	2024	HSIP	9,771		MVA	199	0	9,970
CN	2024	HSIP	2,432,336		MVA	49,639	0	2,481,975
<b>Project Totals</b>			<b>2,945,260</b>			<b>108,145</b>	<b>0</b>	<b>3,053,405</b>

Expenditure Schedule

Phase	1st	2nd	3rd	4th	5th & 6th
PE	561,460	0	0	0	0
RW	8,307	1,663	0	0	0
CN	1,752,630	729,345	0	0	0
<b>Totals</b>	<b>2,322,397</b>	<b>731,008</b>	<b>0</b>	<b>0</b>	<b>0</b>

Washington State S. T. I. P.

2024 to 2027

(Project Funds to Nearest Dollar)

MPO/RTPO: TRPC

Y Inside

N Outside

November 17, 2023

County:

Agency: WSDOT - OLY

Func Cls	Project Number	PIN	STIP ID	Imp Type	Total Project Length	Environmental Type	RW Required	Begin Termini	End Termini	Total Est. Cost of Project	STIP Amend. No.
04	0510(020)	351005R	351005R-34	21	0.100	DCE	No	005.33	005.43	1,515,853	

SR 510/McAllister Ct SE & Rockcross Dr I/S - Compact Roundabout

This intersection has been identified as a candidate for Intersection Systemic Safety. By constructing a compact roundabout, this project has the potential to reduce the frequency and severity of collisions and improve motorist safety. Construct a compact roundabout.

Funding

Phase	Start Date	Federal Fund Code	Federal Funds	State Fund Code	State Funds	Local Funds	Total
PE	2024	HSIP	570,250	MVA	64,325	0	634,575
CN	2024	HSIP	863,653	MVA	17,625	0	881,278
<b>Project Totals</b>			<b>1,433,903</b>		<b>81,950</b>	<b>0</b>	<b>1,515,853</b>

Expenditure Schedule

Phase	1st	2nd	3rd	4th	5th & 6th
PE	591,274	43,301	0	0	0
CN	0	622,305	258,973	0	0
<b>Totals</b>	<b>591,274</b>	<b>665,606</b>	<b>258,973</b>	<b>0</b>	<b>0</b>



Washington State S. T. I. P.

2024 to 2027

(Project Funds to Nearest Dollar)

MPO/RTPO: TRPC

Y Inside

N Outside

November 17, 2023

County:

Agency: WSDOT - OLY

Func Cls	Project Number	PIN	STIP ID	Imp Type	Total Project Length	Environmental Type	RW Required	Begin Termini	End Termini	Total Est. Cost of Project	STIP Amend. No.
04		351029A	351029A34	01	0.980	EIS	Yes	14.69	15.67	74,960,743	

SR 510/Yelm Loop - New Alignment Phase 2

Traffic through the City of Yelm is extremely congested at the present time. This project will construct the second stage of a new alignment for SR 510 through the City of Yelm. When complete, this project will relieve congestion and improve motorist safety. New alignment.

Funding

Phase	Start Date	Federal	Fund Code	Federal Funds	State Fund Code	State Funds	Local Funds	Total
CN	2024			0	CWA	63,789,358	0	63,789,358
<b>Project Totals</b>				<b>0</b>		<b>63,789,358</b>	<b>0</b>	<b>63,789,358</b>

Expenditure Schedule

Phase	1st	2nd	3rd	4th	5th & 6th
CN	23,312,553	30,975,427	9,501,378	0	0
<b>Totals</b>	<b>23,312,553</b>	<b>30,975,427</b>	<b>9,501,378</b>	<b>0</b>	<b>0</b>

Washington State S. T. I. P.

2024 to 2027

(Project Funds to Nearest Dollar)

MPO/RTPO: TRPC

Y Inside

N Outside

November 17, 2023

County:

Agency: WSDOT - OLY

Func Cls	Project Number	PIN	STIP ID	Imp Type	Total Project Length	Environmental Type	RW Required	Begin Termini	End Termini	Total Est. Cost of Project	STIP Amend. No.
03		310106H	310106H-34	40	0.080	CE	No	367.33	367.41	9,194,831	

US 101/On Ramp to NB I-5 - Bridge Painting

The steel components of this structure require cleaning and painting to delay deterioration. Clean and paint the structure to extend the service life of the bridge. Clean and paint steel bridge 101/515 E-N.

Funding

Phase	Start Date	Federal Fund Code	Federal Funds	State Fund Code	State Funds	Local Funds	Total
PE	2024	NHPP	884,355	MVA	98,262	0	982,617
<b>Project Totals</b>			<b>884,355</b>		<b>98,262</b>	<b>0</b>	<b>982,617</b>

Expenditure Schedule

Phase	1st	2nd	3rd	4th	5th & 6th
PE	880,249	102,368	0	0	0
<b>Totals</b>	<b>880,249</b>	<b>102,368</b>	<b>0</b>	<b>0</b>	<b>0</b>

	Federal Funds	State Funds	Local Funds	Total
<b>Agency Totals for WSDOT - OLY</b>	<b>5,263,518</b>	<b>64,077,715</b>	<b>0</b>	<b>69,341,233</b>

Washington State S. T. I. P.

2024 to 2027

(Project Funds to Nearest Dollar)

MPO/RTPO: TRPC

Y Inside

N Outside

November 17, 2023

County: Thurston

Agency: Yelm

Func Cls	Project Number	PIN	STIP ID	Imp Type	Total Project Length	Environmental Type	RW Required	Begin Termini	End Termini	Total Est. Cost of Project	STIP Amend. No.
05			WA-10293	01	0.240	DCE	Yes	Killion St SE	Cullens RD SE	1,150,000	

Coates Ave NW - Killion to Cullens RD

Project will provide new roadway on Coates Avenue NW between Killion Road and Cullens Road. Project will include sidewalks, curbs, gutters, full utilities, street lights, stormwater, water, sewer, S.T.E.P. (septic tank effluent pumping), reclaimed water services for landscaping and irrigation systems, power, gas, and a future fiber system for SCADA (Supervisory control and data acquisition).

Funding

Phase	Start Date	Federal Fund Code	Federal Funds		State Fund Code	State Funds	Local Funds	Total
			Federal Funds	State Funds				
PE	2027		0			0	150,000	150,000
<b>Project Totals</b>			<b>0</b>			<b>0</b>	<b>150,000</b>	<b>150,000</b>

Expenditure Schedule

Phase	1st	2nd	3rd	4th	5th & 6th
PE	0	0	0	150,000	0
<b>Totals</b>	<b>0</b>	<b>0</b>	<b>0</b>	<b>150,000</b>	<b>0</b>

Washington State S. T. I. P.

2024 to 2027

(Project Funds to Nearest Dollar)

MPO/RTPO: TRPC

Y Inside

N Outside

November 17, 2023

County: Thurston

Agency: Yelm

Func Cls	Project Number	PIN	STIP ID	Imp Type	Total Project Length	Environmental Type	RW Required	Begin Termini	End Termini	Total Est. Cost of Project	STIP Amend. No.
05			WA-13449	03	0.760	CE	No	Railway St	I/S Yelm Loop Ph 2	4,000,000	

Rhoton Road NW Reconstruction

Reconstruction of Rhoton Road NW from Railway St SE to the intersection of the planned Yelm Loop Ph 2. Project will include street lighting and new pedestrian sidewalk on both sides. PE is fully funded with federal funds using Toll Credits as Local Match.

**Funding**

Phase	Start Date	Federal	Fund Code	Federal Funds	State Fund Code	State Funds	Local Funds	Total
PE	2025		STBG(US)	745,450		0	0	745,450
PE	2025		TA(US)	104,550		0	0	104,550
<b>Project Totals</b>				<b>850,000</b>		<b>0</b>	<b>0</b>	<b>850,000</b>

**Expenditure Schedule**

Phase	1st	2nd	3rd	4th	5th & 6th
PE	0	850,000	0	0	0
<b>Totals</b>	<b>0</b>	<b>850,000</b>	<b>0</b>	<b>0</b>	<b>0</b>

	Federal Funds	State Funds	Local Funds	Total
<b>Agency Totals for Yelm</b>	<b>850,000</b>	<b>0</b>	<b>150,000</b>	<b>1,000,000</b>

Washington State S. T. I. P.

2024 to 2027

(Project Funds to Nearest Dollar)

MPO/RTPO: WCoG

Y Inside

N Outside

November 17, 2023

County: Whatcom

Agency: Bellingham

Func Cls	Project Number	PIN	STIP ID	Imp Type	Total Project Length	Environmental Type	RW Required	Begin Termini	End Termini	Total Est. Cost of Project	STIP Amend. No.
03			BHAM 49	04	0.250	CE	Yes	Birchwood Ave	Squalicum Way	7,000,000	

Meridian-Birchwood Roundabout Phase 1

Connect Squalicum Parkway to Birchwood Ave by regrading and merging the two parallel roadways approximately 500 feet west of Guide Meridian. Construct non-motorized connections along the merged corridor. Decommission Squalicum/Meridian traffic signal.

**Funding**

Phase	Start Date	Federal	Fund Code	Federal Funds	State Fund Code	State Funds	Local Funds	Total
PE	2024			0		0	1,050,000	1,050,000
RW	2025			0		0	275,000	275,000
<b>Project Totals</b>				<b>0</b>		<b>0</b>	<b>1,325,000</b>	<b>1,325,000</b>

**Expenditure Schedule**

Phase	1st	2nd	3rd	4th	5th & 6th
PE	1,050,000	0	0	0	0
RW	0	275,000	0	0	0
CN	0	0	0	0	5,675,000
<b>Totals</b>	<b>1,050,000</b>	<b>275,000</b>	<b>0</b>	<b>0</b>	<b>5,675,000</b>

Washington State S. T. I. P.

2024 to 2027

(Project Funds to Nearest Dollar)

MPO/RTPO: WCoG

Y Inside

N Outside

November 17, 2023

County: Whatcom

Agency: Bellingham

Func Cls	Project Number	PIN	STIP ID	Imp Type	Total Project Length	Environmental Type	RW Required	Begin Termini	End Termini	Total Est. Cost of Project	STIP Amend. No.
03			BHAM 51	04	0.250	CE	Yes	Squalicum Way	Birchwood Ave	7,000,000	

Meridian-Birchwood Roundabout Phase 2

Reconstruct intersection to install a dual-lane multimodal roundabout and construct a greenway trail to Cornwall Park.

Funding

Phase	Start Date	Federal Fund Code	Federal Funds	State Fund Code	State Funds	Local Funds	Total
PE	2026		0		0	1,000,000	1,000,000
<b>Project Totals</b>			<b>0</b>		<b>0</b>	<b>1,000,000</b>	<b>1,000,000</b>

Expenditure Schedule

Phase	1st	2nd	3rd	4th	5th & 6th
PE	0	0	1,000,000	0	0
RW	0	0	0	0	1,000,000
CN	0	0	0	0	5,000,000
<b>Totals</b>	<b>0</b>	<b>0</b>	<b>1,000,000</b>	<b>0</b>	<b>6,000,000</b>

	Federal Funds	State Funds	Local Funds	Total
<b>Agency Totals for Bellingham</b>	<b>0</b>	<b>0</b>	<b>2,325,000</b>	<b>2,325,000</b>

Washington State S. T. I. P.

2024 to 2027

(Project Funds to Nearest Dollar)

MPO/RTPO: WCoG

Y Inside

N Outside

November 17, 2023

County: Whatcom

Agency: Blaine

Func Cls	Project Number	PIN	STIP ID	Imp Type	Total Project Length	Environmental Type	RW Required	Begin Termini	End Termini	Total Est. Cost of Project	STIP Amend. No.
03			BLAINE 17	22	0.250	EIS	Yes	Shipyards Road	I-5 Interchange	85,300,000	

Bell Road-BNSF Railway Grade Separation

The Bell Road-BNSF Railway (BNSF) Grade Separation project undertaken by the City of Blaine, will replace the at-grade intersection of BNSF's Bellingham subdivision with Bell Road (State Route [SR] 548) with a grade-separated facility, along with the replacement of the nearby seismically vulnerable and load-restricted SR 548 Dakota Creek Bridge, and construction of a new dedicated active transportation (pedestrian and bicycle) multiuse path parallel to Peace Portal Drive and SR 548.

**Funding**

Phase	Start Date	Federal Fund Code	Federal Funds	State Fund Code	State Funds	Local Funds	Total
PE	2024	RAISE	6,500,000	MMA	2,200,000	0	8,700,000
RW	2026	RAISE	3,000,000		0	0	3,000,000
<b>Project Totals</b>			<b>9,500,000</b>		<b>2,200,000</b>	<b>0</b>	<b>11,700,000</b>

**Expenditure Schedule**

Phase	1st	2nd	3rd	4th	5th & 6th
PE	3,000,000	3,000,000	2,700,000	0	0
RW	0	0	3,000,000	0	0
<b>Totals</b>	<b>3,000,000</b>	<b>3,000,000</b>	<b>5,700,000</b>	<b>0</b>	<b>0</b>

	Federal Funds	State Funds	Local Funds	Total
<b>Agency Totals for Blaine</b>	<b>9,500,000</b>	<b>2,200,000</b>	<b>0</b>	<b>11,700,000</b>

Washington State S. T. I. P.

2024 to 2027

(Project Funds to Nearest Dollar)

MPO/RTPO: WCoG

Y Inside

N Outside

November 17, 2023

County: Whatcom

Agency: Everson

Func Cls	Project Number	PIN	STIP ID	Imp Type	Total Project Length	Environmental Type	RW Required	Begin Termini	End Termini	Total Est. Cost of Project	STIP Amend. No.
05	Y372(003)		EVER 7	04	0.260	CE	Yes	Reeds Ln	SR 544	2,101,020	

Blair Drive Improvements

Reconstruct roadway and include sidewalks, curb and gutter, on-street parking and a bike lane.

**Funding**

Phase	Start Date	Federal	Fund Code	Federal Funds		State Funds		Local Funds	Total
				Federal Funds	State Fund Code	State Funds	Local Funds		
RW	2024		STBG(R)	35,190		0	10,810	46,000	
CN	2025		STBG(R)	1,434,991		0	307,322	1,742,313	
<b>Project Totals</b>				<b>1,470,181</b>		<b>0</b>	<b>318,132</b>	<b>1,788,313</b>	

**Expenditure Schedule**

Phase	1st	2nd	3rd	4th	5th & 6th
RW	46,000	0	0	0	0
CN	0	1,742,313	0	0	0
<b>Totals</b>	<b>46,000</b>	<b>1,742,313</b>	<b>0</b>	<b>0</b>	<b>0</b>



Washington State S. T. I. P.

2024 to 2027

(Project Funds to Nearest Dollar)

MPO/RTPO: WCoG

Y Inside

N Outside

November 17, 2023

County: Whatcom

Agency: Everson

Func Cls	Project Number	PIN	STIP ID	Imp Type	Total Project Length	Environmental Type	RW Required	Begin Termini	End Termini	Total Est. Cost of Project	STIP Amend. No.
05	0544(002)		EVER4	28	0.690	CE	Yes	MP 6.73	MP 7.42	4,474,383	

SR 544 S. Everson Sidewalk Improvements

Fill in missing segments of sidewalk along SR 544 from approximately Robinson Street to Everson Road and install a pedestrian-actuated crossing near the intersection with Everson Road.

**Funding**

Phase	Start Date	Federal	Fund Code	Federal Funds	State Fund Code	State Funds	Local Funds	Total
CN	2025		TA(R)	1,789,984	SRTS	337,071	168,959	2,296,014
CN	2025		CRP(R)	452,642	SRTS	70,644	0	523,286
<b>Project Totals</b>				<b>2,242,626</b>		<b>407,715</b>	<b>168,959</b>	<b>2,819,300</b>

**Expenditure Schedule**

Phase	1st	2nd	3rd	4th	5th & 6th
CN	0	2,891,300	0	0	0
<b>Totals</b>	<b>0</b>	<b>2,891,300</b>	<b>0</b>	<b>0</b>	<b>0</b>

	Federal Funds	State Funds	Local Funds	Total
<b>Agency Totals for Everson</b>	<b>3,712,807</b>	<b>407,715</b>	<b>487,091</b>	<b>4,607,613</b>

Washington State S. T. I. P.

2024 to 2027

(Project Funds to Nearest Dollar)

MPO/RTPO: WCoG

Y Inside

N Outside

November 17, 2023

County: Whatcom

Agency: Ferndale

Func Cls	Project Number	PIN	STIP ID	Imp Type	Total Project Length	Environmental Type	RW Required	Begin Termini	End Termini	Total Est. Cost of Project	STIP Amend. No.
04			FERNDL 9	04	0.750	CE	Yes	Barrett Rd	Old Settler Dr	5,235,319	

Main Street, Barrett Road to Old Settler Drive

Reconstruct roadway to current standards that include bike and pedestrian improvements and bus pullouts.

**Funding**

Phase	Start Date	Federal	Fund Code	Federal Funds	State Fund Code	State Funds	Local Funds	Total
RW	2024			0		0	350,000	350,000
CN	2026		STBG(UM)	1,250,000		0	2,845,319	4,095,319
CN	2026		CRP(UM)	135,598		0	164,402	300,000
<b>Project Totals</b>				<b>1,385,598</b>		<b>0</b>	<b>3,359,721</b>	<b>4,745,319</b>

**Expenditure Schedule**

Phase	1st	2nd	3rd	4th	5th & 6th
RW	350,000	0	0	0	0
CN	0	0	4,395,319	0	0
<b>Totals</b>	<b>350,000</b>	<b>0</b>	<b>4,395,319</b>	<b>0</b>	<b>0</b>

	Federal Funds	State Funds	Local Funds	Total
<b>Agency Totals for Ferndale</b>	<b>1,385,598</b>	<b>0</b>	<b>3,359,721</b>	<b>4,745,319</b>

Washington State S. T. I. P.

2024 to 2027

(Project Funds to Nearest Dollar)

MPO/RTPO: WCoG

Y Inside

N Outside

November 17, 2023

County: Whatcom

Agency: Lynden

Func Cls	Project Number	PIN	STIP ID	Imp Type	Total Project Length	Environmental Type	RW Required	Begin Termini	End Termini	Total Est. Cost of Project	STIP Amend. No.
05	8155(002)		LYNDEN 16	04	0.520	CE	Yes	Sunrise Dr	Badger Rd	5,863,700	

Benson Rd Improvements, Sunrise Dr to Badger Rd

Reconstruct roadway to current standards including the addition of bike and pedestrian facilities.

**Funding**

Phase	Start Date	Federal	Fund Code	Federal Funds		State Funds	Local Funds	Total
				Federal Funds	State Fund Code			
RW	2025		STBG(US)	429,040		0	66,960	496,000
CN	2026		STBG(US)	2,370,167		0	1,259,490	3,629,657
CN	2026		CRP(US)	121,396		0	1,018,947	1,140,343
<b>Project Totals</b>				<b>2,920,603</b>		<b>0</b>	<b>2,345,397</b>	<b>5,266,000</b>

**Expenditure Schedule**

Phase	1st	2nd	3rd	4th	5th & 6th
RW	0	496,000	0	0	0
CN	0	0	4,770,000	0	0
<b>Totals</b>	<b>0</b>	<b>496,000</b>	<b>4,770,000</b>	<b>0</b>	<b>0</b>

Washington State S. T. I. P.

2024 to 2027

(Project Funds to Nearest Dollar)

MPO/RTPO: WCoG

Y Inside

N Outside

November 17, 2023

County: Whatcom

Agency: Lynden

Func Cls	Project Number	PIN	STIP ID	Imp Type	Total Project Length	Environmental Type	RW Required	Begin Termini	End Termini	Total Est. Cost of Project	STIP Amend. No.
05			LYNDEN 17	28	0.750	CE	No	East of Vinup Rd	Line Rd	3,000,000	

Bradley Road Safe Routes Pedestrian Improvements

Construct the final three-quarters of a mile of bike lane and ADA-compliant sidewalks/pathway to Lynden High School. This will also incorporate necessary stormwater treatment facilities to protect water quality in Kamm Creek within the Nooksack River Basin.

**Funding**

Phase	Start Date	Federal	Fund Code	Federal Funds	State Fund Code	State Funds	Local Funds	Total
PE	2024			0	MAW	250,000	0	250,000
CN	2025			0	MAW	2,750,000	0	2,750,000
<b>Project Totals</b>				<b>0</b>		<b>3,000,000</b>	<b>0</b>	<b>3,000,000</b>

**Expenditure Schedule**

Phase	1st	2nd	3rd	4th	5th & 6th
PE	250,000	0	0	0	0
CN	0	2,750,000	0	0	0
<b>Totals</b>	<b>250,000</b>	<b>2,750,000</b>	<b>0</b>	<b>0</b>	<b>0</b>

Washington State S. T. I. P.

2024 to 2027

(Project Funds to Nearest Dollar)

MPO/RTPO: WCoG

Y Inside

N Outside

November 17, 2023

County: Whatcom

Agency: Lynden

Func Cls	Project Number	PIN	STIP ID	Imp Type	Total Project Length	Environmental Type	RW Required	Begin Termini	End Termini	Total Est. Cost of Project	STIP Amend. No.
05			LYNDEN 18	28	0.300	CE	No	B.C. Ave	17th St	736,000	

Liberty Street Sidewalk Gap Removal

Fill gaps in pedestrian travel routes by replacing non-ADA sidewalk and ramps and installing sidewalk where none currently exist.

**Funding**

Phase	Start Date	Federal Fund Code	Federal Funds		State Fund Code	State Funds	Local Funds	Total
			Federal	Fund Code				
PE	2024	TA(US)		43,250		0	6,750	50,000
CN	2027	TA(US)		426,750		0	259,250	686,000
<b>Project Totals</b>				<b>470,000</b>		<b>0</b>	<b>266,000</b>	<b>736,000</b>

**Expenditure Schedule**

Phase	1st	2nd	3rd	4th	5th & 6th
PE	50,000	0	0	0	0
CN	0	0	0	686,000	0
<b>Totals</b>	<b>50,000</b>	<b>0</b>	<b>0</b>	<b>686,000</b>	<b>0</b>

		Federal Funds	State Funds	Local Funds	Total
<b>Agency Totals for Lynden</b>		<b>3,390,603</b>	<b>3,000,000</b>	<b>2,611,397</b>	<b>9,002,000</b>

Washington State S. T. I. P.

2024 to 2027

(Project Funds to Nearest Dollar)

MPO/RTPO: WCoG

Y Inside

N Outside

November 17, 2023

County: Whatcom

Agency: Sumas

Func Cls	Project Number	PIN	STIP ID	Imp Type	Total Project Length	Environmental Type	RW Required	Begin Termini	End Termini	Total Est. Cost of Project	STIP Amend. No.
07			SUMAS 3	04	0.300	CE	Yes	SR 547	Johnson Creek Bridge	5,139,516	

Sumas Ave Reconstruction

Reconstruct road to include bike lanes, on-street parking, and sidewalks with ADA sidewalk ramps at intersections.

**Funding**

Phase	Start Date	Federal Fund Code	Federal Funds		State Fund Code	State Funds	Local Funds	Total
			Federal	Fund Code				
PE	2026	STBG(R)		508,971		0	79,435	588,406
RW	2027	STBG(R)		34,600		0	5,400	40,000
<b>Project Totals</b>				<b>543,571</b>		<b>0</b>	<b>84,835</b>	<b>628,406</b>

**Expenditure Schedule**

Phase	1st	2nd	3rd	4th	5th & 6th
PE	0	0	588,406	0	0
RW	0	0	0	40,000	0
CN	0	0	0	0	4,511,110
<b>Totals</b>	<b>0</b>	<b>0</b>	<b>588,406</b>	<b>40,000</b>	<b>4,511,110</b>

			Federal Funds	State Funds	Local Funds	Total
<b>Agency Totals for Sumas</b>			<b>543,571</b>	<b>0</b>	<b>84,835</b>	<b>628,406</b>

Washington State S. T. I. P.

2024 to 2027

(Project Funds to Nearest Dollar)

MPO/RTPO: WCoG

Y Inside

N Outside

November 17, 2023

County: Whatcom

Agency: WCoG

Func Cls	Project Number	PIN	STIP ID	Imp Type	Total Project Length	Environmental Type	RW Required	Begin Termini	End Termini	Total Est. Cost of Project	STIP Amend. No.
00			WCOG 30	18	0.000	CE	No	0	0	251,142	

UPWP - SFY 2025

Planning and programming responsibilities identified in the WCOG SFY 2024 Unified Planning Work Program

**Funding**

Phase	Start Date	Federal Fund Code	Federal Funds	State Fund Code	State Funds	Local Funds	Total
PL	2024	STBG(UM)	217,238		0	33,904	251,142
<b>Project Totals</b>			<b>217,238</b>		<b>0</b>	<b>33,904</b>	<b>251,142</b>

**Expenditure Schedule**

Phase	1st	2nd	3rd	4th	5th & 6th
PL	251,142	0	0	0	0
<b>Totals</b>	<b>251,142</b>	<b>0</b>	<b>0</b>	<b>0</b>	<b>0</b>

	Federal Funds	State Funds	Local Funds	Total
<b>Agency Totals for WCoG</b>	<b>217,238</b>	<b>0</b>	<b>33,904</b>	<b>251,142</b>

Washington State S. T. I. P.

2024 to 2027

(Project Funds to Nearest Dollar)

MPO/RTPO: WCoG

Y Inside

N Outside

November 17, 2023

County: Whatcom

Agency: Whatcom Co.

Func Cls	Project Number	PIN	STIP ID	Imp Type	Total Project Length	Environmental Type	RW Required	Begin Termini	End Termini	Total Est. Cost of Project	STIP Amend. No.
05			WHTCM 44	04	0.200	CE	Yes	Birch Bay Lynden Rd	Blaine Rd	4,850,000	

Birch Bay Lynden Rd & Blaine Rd Intersection Improvements

Reconstruct stop control intersection with a roundabout to improve level of service and safety.

**Funding**

Phase	Start Date	Federal	Fund Code	Federal Funds	State Fund Code	State Funds	Local Funds	Total
RW	2024			0		0	500,000	500,000
CN	2026		STBG(R)	801,077		0	1,547,469	2,348,546
CN	2026		HSIP	1,000,000		0	111,111	1,111,111
CN	2026		CRP(US)	121,396		0	18,947	140,343
<b>Project Totals</b>				<b>1,922,473</b>		<b>0</b>	<b>2,177,527</b>	<b>4,100,000</b>

**Expenditure Schedule**

Phase	1st	2nd	3rd	4th	5th & 6th
RW	500,000	0	0	0	0
CN	0	0	3,600,000	0	0
<b>Totals</b>	<b>500,000</b>	<b>0</b>	<b>3,600,000</b>	<b>0</b>	<b>0</b>



Washington State S. T. I. P.

2024 to 2027

(Project Funds to Nearest Dollar)

MPO/RTPO: WCoG

Y Inside

N Outside

November 17, 2023

County: Whatcom

Agency: Whatcom Co.

Func Cls	Project Number	PIN	STIP ID	Imp Type	Total Project Length	Environmental Type	RW Required	Begin Termini	End Termini	Total Est. Cost of Project	STIP Amend. No.
05			WHTCM 46	04	0.200	CE	Yes	Birch Bay-Lynden Rd	Kickerville Rd	1,325,000	

Birch Bay Lynden Rd/Kickerville Rd Intersection Safety Improvements

Add left turn lanes on Birch Bay Lynden Rd and add intersection lighting.

**Funding**

Phase	Start Date	Federal Fund Code	Federal Funds	State Fund Code	State Funds	Local Funds	Total
PE	2024	HSIP	119,000		0	141,000	260,000
RW	2025		0		0	65,000	65,000
CN	2026	HSIP	821,000		0	179,000	1,000,000
<b>Project Totals</b>			<b>940,000</b>		<b>0</b>	<b>385,000</b>	<b>1,325,000</b>

**Expenditure Schedule**

Phase	1st	2nd	3rd	4th	5th & 6th
PE	10,000	250,000	0	0	0
RW	0	65,000	0	0	0
CN	0	0	1,000,000	0	0
<b>Totals</b>	<b>10,000</b>	<b>315,000</b>	<b>1,000,000</b>	<b>0</b>	<b>0</b>

Washington State S. T. I. P.

2024 to 2027

(Project Funds to Nearest Dollar)

MPO/RTPO: WCoG

Y Inside

N Outside

November 17, 2023

County: Whatcom

Agency: Whatcom Co.

Func Cls	Project Number	PIN	STIP ID	Imp Type	Total Project Length	Environmental Type	RW Required	Begin Termini	End Termini	Total Est. Cost of Project	STIP Amend. No.
00			WHTCM 50	18	0.000	CE	No	n/a	n/a	1,100,039	

Fish Passage Restoration Portfolio Development

Site assessment and preliminary analysis of fish barrier culverts throughout Whatcom County

**Funding**

Phase	Start Date	Federal Fund Code	Federal Funds	State Fund Code	State Funds	Local Funds	Total
PL	2024	Discretionary	880,031		0	220,008	1,100,039
<b>Project Totals</b>			<b>880,031</b>		<b>0</b>	<b>220,008</b>	<b>1,100,039</b>

**Expenditure Schedule**

Phase	1st	2nd	3rd	4th	5th & 6th
PL	1,100,039	0	0	0	0
<b>Totals</b>	<b>1,100,039</b>	<b>0</b>	<b>0</b>	<b>0</b>	<b>0</b>

Washington State S. T. I. P.

2024 to 2027

(Project Funds to Nearest Dollar)

MPO/RTPO: WCoG

Y Inside

N Outside

November 17, 2023

County: Whatcom

Agency: Whatcom Co.

Func Cls	Project Number	PIN	STIP ID	Imp Type	Total Project Length	Environmental Type	RW Required	Begin Termini	End Termini	Total Est. Cost of Project	STIP Amend. No.
06	37SS(001)		WHTCM 43	11	0.220	CE	Yes	0.53	0.75	5,074,950	

Goshen Road/Anderson Creek Bridge No. 248 Replacement

Replace existing bridge with a new prestressed concrete girder bridge.

**Funding**

Phase	Start Date	Federal	Fund Code	Federal Funds		State Funds		Local Funds	Total
				Federal Funds	State Fund Code	State Funds	Local Funds		
RW	2024			0		0		50,000	50,000
CN	2025		BR	4,574,950		0		0	4,574,950
<b>Project Totals</b>				<b>4,574,950</b>		<b>0</b>		<b>50,000</b>	<b>4,624,950</b>

**Expenditure Schedule**

Phase	1st	2nd	3rd	4th	5th & 6th
RW	50,000	0	0	0	0
CN	0	50,000	4,524,950	0	0
<b>Totals</b>	<b>50,000</b>	<b>50,000</b>	<b>4,524,950</b>	<b>0</b>	<b>0</b>

Washington State S. T. I. P.

2024 to 2027

(Project Funds to Nearest Dollar)

MPO/RTPO: WCoG

Y Inside

N Outside

November 17, 2023

County: Whatcom

Agency: Whatcom Co.

Func Cls	Project Number	PIN	STIP ID	Imp Type	Total Project Length	Environmental Type	RW Required	Begin Termini	End Termini	Total Est. Cost of Project	STIP Amend. No.
06			WHTCM 48	11	0.100	CE	Yes	0.00	0.10	4,740,700	

Jackson Rd/Terrell Creek Bridge No. 81 Replacement

Replace existing bridge with a new prestressed concrete girder bridge.

**Funding**

Phase	Start Date	Federal	Fund Code	Federal Funds		State Funds		Local Funds	Total
				Federal	State	State	Federal		
RW	2025			0		0		25,000	25,000
CN	2026		BR	4,115,700		0		0	4,115,700
<b>Project Totals</b>				<b>4,115,700</b>		<b>0</b>		<b>25,000</b>	<b>4,140,700</b>

**Expenditure Schedule**

Phase	1st	2nd	3rd	4th	5th & 6th
RW	0	25,000	0	0	0
CN	0	0	0	4,115,700	0
<b>Totals</b>	<b>0</b>	<b>25,000</b>	<b>0</b>	<b>4,115,700</b>	<b>0</b>

Washington State S. T. I. P.

2024 to 2027

(Project Funds to Nearest Dollar)

MPO/RTPO: WCoG

Y Inside

N Outside

November 17, 2023

County: Whatcom

Agency: Whatcom Co.

Func Cls	Project Number	PIN	STIP ID	Imp Type	Total Project Length	Environmental Type	RW Required	Begin Termini	End Termini	Total Est. Cost of Project	STIP Amend. No.
04			WHTCM 49	04	0.800	CE	Yes	Scenic Ave	Cable St	2,250,000	

Lakeway Drive - COB to Cable St - Pavement Rehabilitation

This project will provide the following improvements: channelization and pavement markings to narrow travel lanes, delineate bike lanes and turn lanes, rehabilitate the pavement, install missing segments of sidewalks and retrofit existing pedestrian facilities with ADA compliant curb ramps and driveways.

**Funding**

Phase	Start Date	Federal Fund Code	Federal Funds		Local Funds	Total
			State Fund Code	State Funds		
PE	2026			0	200,000	200,000
RW	2027			0	50,000	50,000
<b>Project Totals</b>				<b>0</b>	<b>250,000</b>	<b>250,000</b>

**Expenditure Schedule**

Phase	1st	2nd	3rd	4th	5th & 6th
PE	0	0	200,000	0	0
RW	0	0	0	50,000	0
CN	0	0	0	0	2,000,000
<b>Totals</b>	<b>0</b>	<b>0</b>	<b>200,000</b>	<b>50,000</b>	<b>2,000,000</b>

Washington State S. T. I. P.

2024 to 2027

(Project Funds to Nearest Dollar)

MPO/RTPO: WCoG

Y Inside

N Outside

November 17, 2023

County: Whatcom

Agency: Whatcom Co.

Func Cls	Project Number	PIN	STIP ID	Imp Type	Total Project Length	Environmental Type	RW Required	Begin Termini	End Termini	Total Est. Cost of Project	STIP Amend. No.
04			WHTCM 45	04		CE	Yes	Alderwood Ave	Bridge No. 172	4,550,000	

Marine Drive II

Reconstruct to add pedestrian and bike facilities.

**Funding**

Phase	Start Date	Federal	Fund Code	Federal Funds	State Fund Code	State Funds	Local Funds	Total
PE	2024			0		0	850,000	850,000
RW	2025			0		0	500,000	500,000
CN	2026		STBG(UM)	550,000		0	2,000,000	2,550,000
CN	2026		TA(UM)	250,000		0	150,000	400,000
CN	2026		CRP(UM)	135,598		0	114,402	250,000
<b>Project Totals</b>				<b>935,598</b>		<b>0</b>	<b>3,614,402</b>	<b>4,550,000</b>

**Expenditure Schedule**

Phase	1st	2nd	3rd	4th	5th & 6th
PE	850,000	0	0	0	0
RW	0	500,000	0	0	0
CN	0	0	3,200,000	0	0
<b>Totals</b>	<b>850,000</b>	<b>500,000</b>	<b>3,200,000</b>	<b>0</b>	<b>0</b>

	Federal Funds	State Funds	Local Funds	Total
<b>Agency Totals for Whatcom Co.</b>	<b>13,368,752</b>	<b>0</b>	<b>6,721,937</b>	<b>20,090,689</b>

Washington State S. T. I. P.

2024 to 2027

(Project Funds to Nearest Dollar)

MPO/RTPO: WCoG

Y Inside

N Outside

November 17, 2023

County: Whatcom

Agency: Whatcom Transp.  
Authority

Func Cls	Project Number	PIN	STIP ID	Imp Type	Total Project Length	Environmental Type	RW Required	Begin Termini	End Termini	Total Est. Cost of Project	STIP Amend. No.
00			WTA140	23		CE	No	n/a	n/a	800,000	

Automatic Passenger Counters (APCs)

Retrofit Fixed Route fleet with Automatic Passenger Counters.

**Funding**

Phase	Start Date	Federal	Fund Code	Federal Funds	State Fund Code	State Funds	Local Funds	Total
ALL	2024			0	WSDOT	640,000	160,000	800,000
<b>Project Totals</b>				<b>0</b>		<b>640,000</b>	<b>160,000</b>	<b>800,000</b>

**Expenditure Schedule**

Phase	1st	2nd	3rd	4th	5th & 6th
ALL	800,000	0	0	0	0
<b>Totals</b>	<b>800,000</b>	<b>0</b>	<b>0</b>	<b>0</b>	<b>0</b>

Washington State S. T. I. P.

2024 to 2027

(Project Funds to Nearest Dollar)

MPO/RTPO: WCoG

Y Inside

N Outside

November 17, 2023

County: Whatcom

Agency: Whatcom Transp.  
Authority

Func Cls	Project Number	PIN	STIP ID	Imp Type	Total Project Length	Environmental Type	RW Required	Begin Termini	End Termini	Total Est. Cost of Project	STIP Amend. No.
00			WTA138	23		CE	No	n/a	n/a	1,625,000	

Midway Facility Construction

Design and build a new Route Maintenance building located on the "Midway Lot", on the campus of WTA's Maintenance, Administration, and Operations Base (MOAB).

Funding

Phase	Start Date	Federal	Fund Code	Federal Funds	State Fund Code	State Funds	Local Funds	Total
ALL	2024			0	WSDOT	1,300,000	325,000	1,625,000
<b>Project Totals</b>				<b>0</b>		<b>1,300,000</b>	<b>325,000</b>	<b>1,625,000</b>

Expenditure Schedule

Phase	1st	2nd	3rd	4th	5th & 6th
ALL	1,625,000	0	0	0	0
<b>Totals</b>	<b>1,625,000</b>	<b>0</b>	<b>0</b>	<b>0</b>	<b>0</b>



Washington State S. T. I. P.

2024 to 2027

(Project Funds to Nearest Dollar)

MPO/RTPO: WCoG

Y Inside

N Outside

November 17, 2023

County: Whatcom

Agency: Whatcom Transp.  
Authority

Func Cls	Project Number	PIN	STIP ID	Imp Type	Total Project Length	Environmental Type	RW Required	Begin Termini	End Termini	Total Est. Cost of Project	STIP Amend. No.
00			WTA139	23		CE	No	n/a	n/a	800,000	

Midway Lot Electric Bus Backup Generator

Build a back-up power source for electric buses, to keep them charged during power outages.

Funding

Phase	Start Date	Federal	Fund Code	Federal Funds	State Fund Code	State Funds	Local Funds	Total
ALL	2024			0	WSDOT	640,000	160,000	800,000
<b>Project Totals</b>				<b>0</b>		<b>640,000</b>	<b>160,000</b>	<b>800,000</b>

Expenditure Schedule

Phase	1st	2nd	3rd	4th	5th & 6th
ALL	800,000	0	0	0	0
<b>Totals</b>	<b>800,000</b>	<b>0</b>	<b>0</b>	<b>0</b>	<b>0</b>

Washington State S. T. I. P.

2024 to 2027

(Project Funds to Nearest Dollar)

MPO/RTPO: WCoG

Y Inside

N Outside

November 17, 2023

County: Whatcom

Agency: Whatcom Transp.  
Authority

Func Cls	Project Number	PIN	STIP ID	Imp Type	Total Project Length	Environmental Type	RW Required	Begin Termini	End Termini	Total Est. Cost of Project	STIP Amend. No.
00			WTA 136	23		CE	No	n/a	n/a	11,346,900	

Replace Fixed Route Buses

Program to replace buses (with approximately 11 hybrid buses)

Funding

Phase	Start Date	Federal	Fund Code	Federal Funds	State Fund Code	State Funds	Local Funds	Total
ALL	2024		5307	9,644,865		0	1,702,035	11,346,900
<b>Project Totals</b>				<b>9,644,865</b>		<b>0</b>	<b>1,702,035</b>	<b>11,346,900</b>

Expenditure Schedule

Phase	1st	2nd	3rd	4th	5th & 6th
ALL	11,346,900	0	0	0	0
<b>Totals</b>	<b>11,346,900</b>	<b>0</b>	<b>0</b>	<b>0</b>	<b>0</b>

Washington State S. T. I. P.

2024 to 2027

(Project Funds to Nearest Dollar)

MPO/RTPO: WCoG

Y Inside

N Outside

November 17, 2023

County: Whatcom

Agency: Whatcom Transp.  
Authority

Func Cls	Project Number	PIN	STIP ID	Imp Type	Total Project Length	Environmental Type	RW Required	Begin Termini	End Termini	Total Est. Cost of Project	STIP Amend. No.
00			WTA122	23		CE	No	N/A	N/A	10,400,000	

Replace Fixed Route Buses - FY 2022

Program to replace buses (with approximately 8 electric buses).

Funding

Phase	Start Date	Federal	Fund Code	Federal Funds	State Fund Code	State Funds	Local Funds	Total
ALL	2024		5339(c)	8,862,951		0	1,537,049	10,400,000
<b>Project Totals</b>				<b>8,862,951</b>		<b>0</b>	<b>1,537,049</b>	<b>10,400,000</b>

Expenditure Schedule

Phase	1st	2nd	3rd	4th	5th & 6th
ALL	10,400,000	0	0	0	0
<b>Totals</b>	<b>10,400,000</b>	<b>0</b>	<b>0</b>	<b>0</b>	<b>0</b>

Washington State S. T. I. P.

2024 to 2027

(Project Funds to Nearest Dollar)

MPO/RTPO: WCoG

Y Inside

N Outside

November 17, 2023

County: Whatcom

Agency: Whatcom Transp.  
Authority

Func Cls	Project Number	PIN	STIP ID	Imp Type	Total Project Length	Environmental Type	RW Required	Begin Termini	End Termini	Total Est. Cost of Project	STIP Amend. No.
00			WTA132	23		CE	No	N/A	N/A	1,064,000	

Replace Paratransit Mini Buses

Program to replace paratransit mini buses (with approximately 5 mini buses).

**Funding**

Phase	Start Date	Federal	Fund Code	Federal Funds	State Fund Code	State Funds	Local Funds	Total
ALL	2024		5307	904,400		0	159,600	1,064,000
<b>Project Totals</b>				<b>904,400</b>		<b>0</b>	<b>159,600</b>	<b>1,064,000</b>

**Expenditure Schedule**

Phase	1st	2nd	3rd	4th	5th & 6th
ALL	1,064,000	0	0	0	0
<b>Totals</b>	<b>1,064,000</b>	<b>0</b>	<b>0</b>	<b>0</b>	<b>0</b>

Washington State S. T. I. P.

2024 to 2027

(Project Funds to Nearest Dollar)

MPO/RTPO: WCoG

Y Inside

N Outside

November 17, 2023

County: Whatcom

Agency: Whatcom Transp.  
Authority

Func Cls	Project Number	PIN	STIP ID	Imp Type	Total Project Length	Environmental Type	RW Required	Begin Termini	End Termini	Total Est. Cost of Project	STIP Amend. No.
00			WTA137	23		CE	No	n/a	n/a	696,000	

Replace Rideshare Vehicles

Replace approximately 14 rideshare vehicles

**Funding**

Phase	Start Date	Federal	Fund Code	Federal Funds	State Fund Code	State Funds	Local Funds	Total
ALL	2024			0	WSDOT	556,800	139,200	696,000
<b>Project Totals</b>				<b>0</b>		<b>556,800</b>	<b>139,200</b>	<b>696,000</b>

**Expenditure Schedule**

Phase	1st	2nd	3rd	4th	5th & 6th
ALL	696,000	0	0	0	0
<b>Totals</b>	<b>696,000</b>	<b>0</b>	<b>0</b>	<b>0</b>	<b>0</b>

	Federal Funds	State Funds	Local Funds	Total
<b>Agency Totals for Whatcom Transp. Authority</b>	<b>19,412,216</b>	<b>3,136,800</b>	<b>4,182,884</b>	<b>26,731,900</b>

Washington State S. T. I. P.

2024 to 2027

(Project Funds to Nearest Dollar)

MPO/RTPO: WCoG

Y Inside

N Outside

November 17, 2023

County:

Agency: WSDOT - NW

Func Cls	Project Number	PIN	STIP ID	Imp Type	Total Project Length	Environmental Type	RW Required	Begin Termini	End Termini	Total Est. Cost of Project	STIP Amend. No.
00		BPWCOG	WA-08598	06		CE	No	Various	Various	8,851,571	

Asphalt/Chip Seal Preservation Whatcom Council of Governments

Resurface the roadway with chip seal or hot mix asphalt to preserve the structural integrity of the roadway and extend the service life of the pavement. The individual projects may be found at <http://www.wsdot.wa.gov/projects/search/> under the "Programmatic Projects in STIP" tab.

Funding

Phase	Start Date	Federal	Fund Code	Federal Funds	State Fund Code	State Funds	Local Funds	Total
PE	2024			0	MVA	470,441	0	470,441
PE	2025			0	MVA	263,264	0	263,264
PE	2026			0	MVA	167,868	0	167,868
PE	2027			0	MVA	42,628	0	42,628
CN	2024		STBG	1,823,395	MVA	699,597	0	2,522,992
CN	2025			0	MVA	96,659	0	96,659
CN	2026		NHPP	1,556,636	MVA	493,631	0	2,050,267
CN	2027			0	MVA	1,941,186	0	1,941,186
<b>Project Totals</b>				<b>3,380,031</b>		<b>4,175,274</b>	<b>0</b>	<b>7,555,305</b>

Expenditure Schedule

Phase	1st	2nd	3rd	4th	5th & 6th
PE	470,441	263,264	167,868	42,628	19,639
CN	2,522,992	96,659	2,050,267	1,941,186	1,276,627
<b>Totals</b>	<b>2,993,433</b>	<b>359,923</b>	<b>2,218,135</b>	<b>1,983,814</b>	<b>1,296,266</b>

Washington State S. T. I. P.

2024 to 2027

(Project Funds to Nearest Dollar)

MPO/RTPO: WCoG

Y Inside

N Outside

November 17, 2023

County:

Agency: WSDOT - NW

Func Cls	Project Number	PIN	STIP ID	Imp Type	Total Project Length	Environmental Type	RW Required	Begin Termini	End Termini	Total Est. Cost of Project	STIP Amend. No.
01		100591U	WA-14295	20	0.990	CE	Yes	I-5 MP 255.96	I-5 MP 256.95	37,361,343	

I-5/Baker Creek & Spring Creek - Fish Passage

Remove the existing fish passage barrier and replace it with a fish passable structure.

Funding

Phase	Start Date	Federal Fund Code	Federal Funds	State Fund Code	State Funds	Local Funds	Total
CN	2024		0	MAW	34,282,776	0	34,282,776
<b>Project Totals</b>			<b>0</b>		<b>34,282,776</b>	<b>0</b>	<b>34,282,776</b>

Expenditure Schedule

Phase	1st	2nd	3rd	4th	5th & 6th
CN	7,484,104	20,508,048	6,290,624	0	0
<b>Totals</b>	<b>7,484,104</b>	<b>20,508,048</b>	<b>6,290,624</b>	<b>0</b>	<b>0</b>

Washington State S. T. I. P.

2024 to 2027

(Project Funds to Nearest Dollar)

MPO/RTPO: WCoG

Y Inside

N Outside

November 17, 2023

County:

Agency: WSDOT - NW

Func Cls	Project Number	PIN	STIP ID	Imp Type	Total Project Length	Environmental Type	RW Required	Begin Termini	End Termini	Total Est. Cost of Project	STIP Amend. No.
01		100598K	WA-08552	03	1.000	CE	No	I-5 MP 259.80	I-5 MP 260.80	5,689,936	

I-5/Slater Road Interchange - Roundabout

This project will replace the existing I-5 Southbound roundabout as well as create a shared used path from the roundabout to Rural Avenue to the west and to the east side of the existing bridge.

Funding

Phase	Start Date	Federal	Fund Code	Federal Funds	State Fund Code	State Funds	Local Funds	Total
CN	2024			0	CWA	3,556,800	0	3,556,800
<b>Project Totals</b>				<b>0</b>		<b>3,556,800</b>	<b>0</b>	<b>3,556,800</b>

Expenditure Schedule

Phase	1st	2nd	3rd	4th	5th & 6th
CN	2,895,179	661,621	0	0	0
<b>Totals</b>	<b>2,895,179</b>	<b>661,621</b>	<b>0</b>	<b>0</b>	<b>0</b>



Washington State S. T. I. P.

2024 to 2027

(Project Funds to Nearest Dollar)

MPO/RTPO: WCoG

Y Inside

N Outside

November 17, 2023

County:

Agency: WSDOT - NW

Func Cls	Project Number	PIN	STIP ID	Imp Type	Total Project Length	Environmental Type	RW Required	Begin Termini	End Termini	Total Est. Cost of Project	STIP Amend. No.
01	0055(250)	100591T	WA-10773	14	0.890	CE	No	I-5 MP 255.36	I-5 MP 256.25	1,089,732	

I-5/Squalicum Creek to SR 539 - Bridge Deck Overlays

The project will rehabilitate Bridges 5/820E, 5/822E and 5/822W on I-5 by removing the existing asphalt, reapplying a waterproofing membrane (deck seal), and repaving the bridge decks with HMA.

**Funding**

Phase	Start Date	Federal Fund Code	Federal Funds	State Fund Code	State Funds	Local Funds	Total
PE	2025	NHPP	81,271	MVA	8,038	0	89,309
<b>Project Totals</b>			<b>81,271</b>		<b>8,038</b>	<b>0</b>	<b>89,309</b>

**Expenditure Schedule**

Phase	1st	2nd	3rd	4th	5th & 6th
PE	0	39,980	49,329	0	0
<b>Totals</b>	<b>0</b>	<b>39,980</b>	<b>49,329</b>	<b>0</b>	<b>0</b>

Washington State S. T. I. P.

2024 to 2027

(Project Funds to Nearest Dollar)

MPO/RTPO: WCoG

Y Inside

N Outside

November 17, 2023

County:

Agency: WSDOT - NW

Func Cls	Project Number	PIN	STIP ID	Imp Type	Total Project Length	Environmental Type	RW Required	Begin Termini	End Termini	Total Est. Cost of Project	STIP Amend. No.
01		100540W	WA-14313	20	4.270	CE	Yes	I-5 MP 242.63	I-5 MP 246.90	61,143,696	

I-5/Tributaries to Friday, Lake & Chuckanut Creeks - Fish Passage

Remove the existing fish passage barriers and replace them with fish passable structures. Note: This project is located within the boundaries of SCOG and WCOG. The amounts shown are for WCOG only.

Funding

Phase	Start Date	Federal	Fund Code	Federal Funds	State Fund Code	State Funds	Local Funds	Total
RW	2024			0	MAW	348,250	0	348,250
<b>Project Totals</b>				<b>0</b>		<b>348,250</b>	<b>0</b>	<b>348,250</b>

Expenditure Schedule

Phase	1st	2nd	3rd	4th	5th & 6th
RW	348,250	0	0	0	0
<b>Totals</b>	<b>348,250</b>	<b>0</b>	<b>0</b>	<b>0</b>	<b>0</b>

Washington State S. T. I. P.

2024 to 2027

(Project Funds to Nearest Dollar)

MPO/RTPO: WCoG

Y Inside

N Outside

November 17, 2023

County:

Agency: WSDOT - NW

Func Cls	Project Number	PIN	STIP ID	Imp Type	Total Project Length	Environmental Type	RW Required	Begin Termini	End Termini	Total Est. Cost of Project	STIP Amend. No.
03		153900T	WA-14296	20	0.450	CE	Yes	SR 539 MP 0.00	SR 539 MP 0.45	22,379,933	

SR 539/Baker Creek - Fish Passage

Remove the existing fish passage barrier and replace it with a fish passable structure.

Funding

Phase	Start Date	Federal Funds		State Funds		Local Funds	Total
		Federal	Fund Code	State Fund Code	State Funds		
CN	2024			MAW			
<b>Project Totals</b>							

Expenditure Schedule

Phase	1st	2nd	3rd	4th	5th & 6th
CN	4,335,428	11,880,006	3,644,065	0	0
<b>Totals</b>	<b>4,335,428</b>	<b>11,880,006</b>	<b>3,644,065</b>	<b>0</b>	<b>0</b>

Washington State S. T. I. P.

2024 to 2027

(Project Funds to Nearest Dollar)

MPO/RTPO: WCoG

Y Inside

N Outside

November 17, 2023

County:

Agency: WSDOT - NW

Func Cls	Project Number	PIN	STIP ID	Imp Type	Total Project Length	Environmental Type	RW Required	Begin Termini	End Termini	Total Est. Cost of Project	STIP Amend. No.
03	0539(016)	153900R	WA-07630	21	0.220	CE	No	SR 539 MP 0.45	SR 539 MP 0.67	1,009,481	

SR 539/Telegraph Road to Westerly Road - ADA Compliance

This project will improve pedestrian safety by upgrading ADA sidewalk ramps within the project limits.

**Funding**

Phase	Start Date	Federal Fund Code	Federal Funds		State Fund Code	State Funds	Local Funds	Total
			Federal	Fund Code				
CN	2026	NHPP	802,410	MVA	16,376	0	818,786	
<b>Project Totals</b>			<b>802,410</b>		<b>16,376</b>	<b>0</b>	<b>818,786</b>	

**Expenditure Schedule**

Phase	1st	2nd	3rd	4th	5th & 6th
CN	0	0	4,964	748,661	65,162
<b>Totals</b>	<b>0</b>	<b>0</b>	<b>4,964</b>	<b>748,661</b>	<b>65,162</b>

Washington State S. T. I. P.

2024 to 2027

(Project Funds to Nearest Dollar)

MPO/RTPO: WCoG

Y Inside

N Outside

November 17, 2023

County:

Agency: WSDOT - NW

Func Cls	Project Number	PIN	STIP ID	Imp Type	Total Project Length	Environmental Type	RW Required	Begin Termini	End Termini	Total Est. Cost of Project	STIP Amend. No.
05	0542(048)	154240A	WA-12490	40	0.010	CE	Yes	SR 542 MP 49.16	SR 542 MP 49.17	867,294	

SR 542/Bagley Creek Bridge - Bridge Scour

Erosion has exposed one bridge footing and caused a void under the footing. Place riprap around the exposed bridge footing to fill the void and relocate rocky debris to redirect the stream to protect the bridge from further erosion and preserve the structural integrity.

**Funding**

Phase	Start Date	Federal	Fund Code	Federal Funds	State Fund Code	State Funds	Local Funds	Total
RW	2024		STBG	27,205	MVA	555	0	27,760
CN	2024		WFL	519,000	MVA	168,000	0	687,000
<b>Project Totals</b>				<b>546,205</b>		<b>168,555</b>	<b>0</b>	<b>714,760</b>

**Expenditure Schedule**

Phase	1st	2nd	3rd	4th	5th & 6th
RW	27,760	0	0	0	0
CN	529,034	157,967	0	0	0
<b>Totals</b>	<b>556,794</b>	<b>157,967</b>	<b>0</b>	<b>0</b>	<b>0</b>

Washington State S. T. I. P.

2024 to 2027

(Project Funds to Nearest Dollar)

MPO/RTPO: WCoG

Y Inside

N Outside

November 17, 2023

County:

Agency: WSDOT - NW

Func Cls	Project Number	PIN	STIP ID	Imp Type	Total Project Length	Environmental Type	RW Required	Begin Termini	End Termini	Total Est. Cost of Project	STIP Amend. No.
05		154231M	WA-14676	14	0.030	CE	No	SR 542 MP 32.51	SR 542 MP 32.54	945,496	

SR 542/Cornell Creek - Bridge Deck Overlay

The bridge deck is showing signs of deterioration from normal wear. Repair and resurface the existing bridge deck to maintain structural integrity, continue safe operation of the highway, and extend the life of the bridge.

Funding

Phase	Start Date	Federal Fund Code	Federal Funds	State Fund Code	State Funds	Local Funds	Total
PE	2026	STBG	87,997	MVA	3,667	0	91,664
<b>Project Totals</b>			<b>87,997</b>		<b>3,667</b>	<b>0</b>	<b>91,664</b>

Expenditure Schedule

Phase	1st	2nd	3rd	4th	5th & 6th
PE	0	0	20,129	71,535	0
<b>Totals</b>	<b>0</b>	<b>0</b>	<b>20,129</b>	<b>71,535</b>	<b>0</b>

Washington State S. T. I. P.

2024 to 2027

(Project Funds to Nearest Dollar)

MPO/RTPO: WCoG

Y Inside

N Outside

November 17, 2023

County:

Agency: WSDOT - NW

Func Cls	Project Number	PIN	STIP ID	Imp Type	Total Project Length	Environmental Type	RW Required	Begin Termini	End Termini	Total Est. Cost of Project	STIP Amend. No.
06		154202E	WA-14311	20	22.180	CE	Yes	SR 542 MP 2.35	SR 542 MP 24.53	19,065,753	

SR 542/Unnamed Tributaries to High & Mitchell Creeks - Fish Passage

Remove the existing fish passage barriers and replace them with fish passable structures.

**Funding**

Phase	Start Date	Federal Fund Code	Federal Funds		State Fund Code	State Funds	Local Funds	Total
			Federal	Fund Code				
PE	2024	STBG	6,101,988		CSRFB	2,759,764	0	8,861,752
PE	2024		0		CWA	676,926	0	676,926
PE	2024		0		MAW	90,000	0	90,000
PE	2024		0		MVA	568	0	568
CN	2024		0		MAW	9,173,900	0	9,173,900
<b>Project Totals</b>			<b>6,101,988</b>			<b>12,701,158</b>	<b>0</b>	<b>18,803,146</b>

**Expenditure Schedule**

Phase	1st	2nd	3rd	4th	5th & 6th
PE	9,629,246	0	0	0	0
CN	3,208,786	4,263,523	1,701,591	0	0
<b>Totals</b>	<b>12,838,032</b>	<b>4,263,523</b>	<b>1,701,591</b>	<b>0</b>	<b>0</b>

Washington State S. T. I. P.

2024 to 2027

(Project Funds to Nearest Dollar)

MPO/RTPO: WCoG

Y Inside

N Outside

November 17, 2023

County:

Agency: WSDOT - NW

Func Cls	Project Number	PIN	STIP ID	Imp Type	Total Project Length	Environmental Type	RW Required	Begin Termini	End Termini	Total Est. Cost of Project	STIP Amend. No.
03	0546(010)	154600I	WA-13961	21	0.080	CE	No	SR 546 MP 0.96	SR 546 MP 1.04	726,508	

SR 546/Benson Road - Intersection Improvements

The intersection of SR 546 at Benson Road has been identified as a candidate location in the systemic safety strategy for intersections with a compact roundabout program.

**Funding**

Phase	Start Date	Federal Fund Code	Federal Funds	State Fund Code	State Funds	Local Funds	Total
PE	2024	HSIP	46,455		0	0	46,455
PE	2024	HSIP	89,737	MVA	18,766	0	108,503
CN	2025	HSIP	560,119	MVA	11,431	0	571,550
<b>Project Totals</b>			<b>696,311</b>		<b>30,197</b>	<b>0</b>	<b>726,508</b>

**Expenditure Schedule**

Phase	1st	2nd	3rd	4th	5th & 6th
PE	42,577	112,381	0	0	0
CN	0	2,862	553,800	14,888	0
<b>Totals</b>	<b>42,577</b>	<b>115,243</b>	<b>553,800</b>	<b>14,888</b>	<b>0</b>



Washington State S. T. I. P.

2024 to 2027

(Project Funds to Nearest Dollar)

MPO/RTPO: WCoG

Y Inside

N Outside

November 17, 2023

County:

Agency: WSDOT - NW

Func Cls	Project Number	PIN	STIP ID	Imp Type	Total Project Length	Environmental Type	RW Required	Begin Termini	End Termini	Total Est. Cost of Project	STIP Amend. No.
03		154601B	WA-14301	20	0.700	CE	Yes	SR 546 MP 1.40	SR 546 MP 2.10	8,478,661	

SR 546/Unnamed Tributary to Fishtrap Creek - Fish Passage

Remove the existing fish passage barrier and replace it with a fish passable structure.

Funding

Phase	Start Date	Federal Fund Code	Federal Funds	State Fund Code	State Funds	Local Funds	Total
CN	2024		0	MAW	7,406,650	0	7,406,650
<b>Project Totals</b>			<b>0</b>		<b>7,406,650</b>	<b>0</b>	<b>7,406,650</b>

Expenditure Schedule

Phase	1st	2nd	3rd	4th	5th & 6th
CN	4,343,637	3,063,013	0	0	0
<b>Totals</b>	<b>4,343,637</b>	<b>3,063,013</b>	<b>0</b>	<b>0</b>	<b>0</b>

	Federal Funds	State Funds	Local Funds	Total
<b>Agency Totals for WSDOT - NW</b>	<b>11,696,213</b>	<b>82,557,240</b>	<b>0</b>	<b>94,253,453</b>

Washington State S. T. I. P.

2024 to 2027

(Project Funds to Nearest Dollar)

MPO/RTPO: WWV

Y Inside

N Outside

November 17, 2023

County: Walla Walla

Agency: College Place

Func Cls	Project Number	PIN	STIP ID	Imp Type	Total Project Length	Environmental Type	RW Required	Begin Termini	End Termini	Total Est. Cost of Project	STIP Amend. No.
03			WA-13171	21	0.000	CE	No	4th Street	Sixth Street	167,389	

College Ave Post Office Crosswalk

Curb Extensions/Bulb-outs, Raised Crosswalk, Marked Crosswalk, Crossing Advance Stop Bars, RRFB, Lane Width Reduction, ADA Curb Ramps, Audible Pedestrian Signal, Bicycle Wayfinding Signs/Markings, Bicyclist/Pedestrian Counters

**Funding**

Phase	Start Date	Federal	Fund Code	Federal Funds	State Fund Code	State Funds	Local Funds	Total
PE	2024			0	Ped/Bike Program	18,276	1,038	19,314
CN	2024			0	Ped/Bike Program	140,113	7,962	148,075
<b>Project Totals</b>				<b>0</b>		<b>158,389</b>	<b>9,000</b>	<b>167,389</b>

**Expenditure Schedule**

Phase	1st	2nd	3rd	4th	5th & 6th
PE	19,314	0	0	0	0
CN	148,075	0	0	0	0
<b>Totals</b>	<b>167,389</b>	<b>0</b>	<b>0</b>	<b>0</b>	<b>0</b>

Washington State S. T. I. P.

2024 to 2027

(Project Funds to Nearest Dollar)

MPO/RTPO: WWV

Y Inside

N Outside

November 17, 2023

County: Walla Walla

Agency: College Place

Func Cls	Project Number	PIN	STIP ID	Imp Type	Total Project Length	Environmental Type	RW Required	Begin Termini	End Termini	Total Est. Cost of Project	STIP Amend. No.
03			WA-11687	01		CE	No	N/A	N/A	365,170	

College/Southside Development Intersection #1

Construct new intersection on South College Avenue.

**Funding**

Phase	Start Date	Federal Fund Code	Federal Funds		State Funds		Local Funds	Total
			Federal	Fund Code	State Fund Code	State Funds		
PE	2024						45,646	45,646
RW	2024						9,129	9,129
<b>Project Totals</b>			<b>0</b>			<b>0</b>	<b>54,775</b>	<b>54,775</b>

**Expenditure Schedule**

Phase	1st	2nd	3rd	4th	5th & 6th
PE	45,646	0	0	0	0
RW	9,129	0	0	0	0
<b>Totals</b>	<b>54,775</b>	<b>0</b>	<b>0</b>	<b>0</b>	<b>0</b>

Washington State S. T. I. P.

2024 to 2027

(Project Funds to Nearest Dollar)

MPO/RTPO: WWV

Y Inside

N Outside

November 17, 2023

County: Walla Walla

Agency: College Place

Func Cls	Project Number	PIN	STIP ID	Imp Type	Total Project Length	Environmental Type	RW Required	Begin Termini	End Termini	Total Est. Cost of Project	STIP Amend. No.
06	7152(004)		WA-11693	03	0.640	CE	Yes	College Avenue	Bluvue Lane	7,032,008	

Mojonnier Road Reconstruction

Reconstruction of Mojonnier Road to urban minor arterial standards, which will include ADA-compliant sidewalks, bicycle facilities, landscaping, stormwater facilities, curb, gutter, lighting, utility installation, and other work.

**Funding**

Phase	Start Date	Federal	Fund Code	Federal Funds	State Fund Code	State Funds	Local Funds	Total
RW	2024		STBG(UM)	220,000		0	40,000	260,000
CN	2025		STBG(UM)	750,000		0	117,052	867,052
CN	2025		DEMO	2,500,000		0	2,953,116	5,453,116
<b>Project Totals</b>				<b>3,470,000</b>		<b>0</b>	<b>3,110,168</b>	<b>6,580,168</b>

**Expenditure Schedule**

Phase	1st	2nd	3rd	4th	5th & 6th
RW	260,000	0	0	0	0
CN	0	6,320,168	0	0	0
<b>Totals</b>	<b>260,000</b>	<b>6,320,168</b>	<b>0</b>	<b>0</b>	<b>0</b>

Washington State S. T. I. P.

2024 to 2027

(Project Funds to Nearest Dollar)

MPO/RTPO: WWV

Y Inside

N Outside

November 17, 2023

County: Walla Walla

Agency: College Place

Func Cls	Project Number	PIN	STIP ID	Imp Type	Total Project Length	Environmental Type	RW Required	Begin Termini	End Termini	Total Est. Cost of Project	STIP Amend. No.
06			WA-15408	04	0.100	CE	No	Cargill Avenue	Rose Street	1,183,180	

NE Damson Avenue (Cargill to Rose Reconstruction)

Reconstruction of NE Damson Avenue from Cargill to Rose Street. Includes rapid flashing beacon at Rose Street.

Funding

Phase	Start Date	Federal	Fund Code	Federal Funds		State Funds	Local Funds	Total
				State Fund Code	State Funds			
CN	2024			0	TIB	943,200	94,320	1,037,520
<b>Project Totals</b>				<b>0</b>		<b>943,200</b>	<b>94,320</b>	<b>1,037,520</b>

Expenditure Schedule

Phase	1st	2nd	3rd	4th	5th & 6th
CN	1,037,520	0	0	0	0
<b>Totals</b>	<b>1,037,520</b>	<b>0</b>	<b>0</b>	<b>0</b>	<b>0</b>

Washington State S. T. I. P.

2024 to 2027

(Project Funds to Nearest Dollar)

MPO/RTPO: WWV

Y Inside

N Outside

November 17, 2023

County: Walla Walla

Agency: College Place

Func Cls	Project Number	PIN	STIP ID	Imp Type	Total Project Length	Environmental Type	RW Required	Begin Termini	End Termini	Total Est. Cost of Project	STIP Amend. No.
04			WA-11672	04	0.200	CE	Yes	S College Ave	SE Larch Avenue	3,746,367	

SE 12th Street (College to Larch)

Full reconstruction including utilities for a portion of this section of 12th Street.

Funding

Phase	Start Date	Federal Fund Code	Federal Funds		State Funds		Local Funds	Total
			Federal	State	State	Local		
PE	2027		0		0		468,296	468,296
<b>Project Totals</b>			<b>0</b>		<b>0</b>		<b>468,296</b>	<b>468,296</b>

Expenditure Schedule

Phase	1st	2nd	3rd	4th	5th & 6th
PE	0	0	0	468,296	0
<b>Totals</b>	<b>0</b>	<b>0</b>	<b>0</b>	<b>468,296</b>	<b>0</b>

Washington State S. T. I. P.

2024 to 2027

(Project Funds to Nearest Dollar)

MPO/RTPO: WWV

Y Inside

N Outside

November 17, 2023

County: Walla Walla

Agency: College Place

Func Cls	Project Number	PIN	STIP ID	Imp Type	Total Project Length	Environmental Type	RW Required	Begin Termini	End Termini	Total Est. Cost of Project	STIP Amend. No.
06			WA-15409	28	0.110	CE	No	College Avenue	Birch Avenue	286,540	

SE 8th Street Sidewalk (College to Birch)

Installation of pedestrian sidewalk on north side of SE 8th Street between College and Birch Avenue. Includes ADA ramp installs at College/8th and Birch/8th.

**Funding**

Phase	Start Date	Federal	Fund Code	Federal Funds	State Fund Code	State Funds	Local Funds	Total
PE	2025			0		0	27,322	27,322
CN	2026		TA(UM)	224,224		0	34,994	259,218
<b>Project Totals</b>				<b>224,224</b>		<b>0</b>	<b>62,316</b>	<b>286,540</b>

**Expenditure Schedule**

Phase	1st	2nd	3rd	4th	5th & 6th
PE	0	27,322	0	0	0
CN	0	0	259,218	0	0
<b>Totals</b>	<b>0</b>	<b>27,322</b>	<b>259,218</b>	<b>0</b>	<b>0</b>

Washington State S. T. I. P.

2024 to 2027

(Project Funds to Nearest Dollar)

MPO/RTPO: WWV

Y Inside

N Outside

November 17, 2023

County: Walla Walla

Agency: College Place

Func Cls	Project Number	PIN	STIP ID	Imp Type	Total Project Length	Environmental Type	RW Required	Begin Termini	End Termini	Total Est. Cost of Project	STIP Amend. No.
07			WA-13603	04	0.140	CE	No	4th Street	6th Street	170,000	

SE Birch Avenue Reconstruction (4th to 6th)

Reconstruction of local roadway. Includes reinstallation of curb & gutter as well as stormwater infrastructure

Funding

Phase	Start Date	Federal Fund Code	Federal Funds		State Funds		Local Funds	Total
			Federal	State	State	Local		
PE	2024		0		0		42,500	42,500
<b>Project Totals</b>			<b>0</b>		<b>0</b>		<b>42,500</b>	<b>42,500</b>

Expenditure Schedule

Phase	1st	2nd	3rd	4th	5th & 6th
PE	42,500	0	0	0	0
<b>Totals</b>	<b>42,500</b>	<b>0</b>	<b>0</b>	<b>0</b>	<b>0</b>



Washington State S. T. I. P.

2024 to 2027

(Project Funds to Nearest Dollar)

MPO/RTPO: WWV

Y Inside

N Outside

November 17, 2023

County: Walla Walla

Agency: College Place

Func Cls	Project Number	PIN	STIP ID	Imp Type	Total Project Length	Environmental Type	RW Required	Begin Termini	End Termini	Total Est. Cost of Project	STIP Amend. No.
05			WA-11671	01	0.760	EA	No	S College Ave	City Limits	6,067,121	

Southside Development East-West Corridor

Construct new collector with ADA sidewalks, water, sewer and franchise utilities.

**Funding**

Phase	Start Date	Federal	Fund Code	Federal Funds		State Funds	Local Funds	Total
				State Fund Code	State Funds			
PE	2024				0	0	758,390	758,390
CN	2025				0	0	5,308,731	5,308,731
<b>Project Totals</b>					<b>0</b>	<b>0</b>	<b>6,067,121</b>	<b>6,067,121</b>

**Expenditure Schedule**

Phase	1st	2nd	3rd	4th	5th & 6th
PE	758,390	0	0	0	0
CN	0	5,308,731	0	0	0
<b>Totals</b>	<b>758,390</b>	<b>5,308,731</b>	<b>0</b>	<b>0</b>	<b>0</b>

Washington State S. T. I. P.

2024 to 2027

(Project Funds to Nearest Dollar)

MPO/RTPO: WWV

Y Inside

N Outside

November 17, 2023

County: Walla Walla

Agency: College Place

Func Cls	Project Number	PIN	STIP ID	Imp Type	Total Project Length	Environmental Type	RW Required	Begin Termini	End Termini	Total Est. Cost of Project	STIP Amend. No.
07			WA-13605	04	0.200	CE	Yes	College Avenue	Dead End	1,234,151	

SW 10th Street Reconstruction (College to Western Dead End)

Reconstruction of roadway to include full roadway reconstruction, curb and gutter, stormwater infrastructure, water infrastructure, and sewer infrastructure.

**Funding**

Phase	Start Date	Federal	Fund Code	Federal Funds	State Fund Code	State Funds	Local Funds	Total
PE	2024			0	OTHER	246,830	61,708	308,538
<b>Project Totals</b>				<b>0</b>		<b>246,830</b>	<b>61,708</b>	<b>308,538</b>

**Expenditure Schedule**

Phase	1st	2nd	3rd	4th	5th & 6th
PE	308,538	0	0	0	0
<b>Totals</b>	<b>308,538</b>	<b>0</b>	<b>0</b>	<b>0</b>	<b>0</b>

Washington State S. T. I. P.

2024 to 2027

(Project Funds to Nearest Dollar)

MPO/RTPO: WWV

Y Inside

N Outside

November 17, 2023

County: Walla Walla

Agency: College Place

Func Cls	Project Number	PIN	STIP ID	Imp Type	Total Project Length	Environmental Type	RW Required	Begin Termini	End Termini	Total Est. Cost of Project	STIP Amend. No.
05			WA-15410	38	0.230	CE	Yes	Davis Avenue	Academy Way	693,691	

Whitman Drive Multiuse Path Gap Completion (Davis Avenue to Academy Way)

Engineering, Right-of-way acquisition, and construction of asphalt multiuse path in gap on south side of Whitman Drive between Davis Avenue and Whitman Drive. Includes ADA Ramps at Davis, Evans, and Academy Way.

**Funding**

Phase	Start Date	Federal	Fund Code	Federal Funds	State Fund Code	State Funds	Local Funds	Total
PE	2025		CRP(UM)	107,627		0	18,993	126,620
RW	2026		CRP(UM)	123,250		0	21,750	145,000
<b>Project Totals</b>				<b>230,877</b>		<b>0</b>	<b>40,743</b>	<b>271,620</b>

**Expenditure Schedule**

Phase	1st	2nd	3rd	4th	5th & 6th
PE	0	126,620	0	0	0
RW	0	0	145,000	0	0
<b>Totals</b>	<b>0</b>	<b>126,620</b>	<b>145,000</b>	<b>0</b>	<b>0</b>

	Federal Funds	State Funds	Local Funds	Total
<b>Agency Totals for College Place</b>	<b>3,925,101</b>	<b>1,348,419</b>	<b>10,010,947</b>	<b>15,284,467</b>

Washington State S. T. I. P.

2024 to 2027

(Project Funds to Nearest Dollar)

MPO/RTPO: WWV

Y Inside

N Outside

November 17, 2023

County: Walla Walla

Agency: Valley Transit

Func Cls	Project Number	PIN	STIP ID	Imp Type	Total Project Length	Environmental Type	RW Required	Begin Termini	End Termini	Total Est. Cost of Project	STIP Amend. No.
00			2001	23	0.000	CE	No	N/A	N/A	1,600,000	

General Labor Operating FFY 2026

Provide general labor for transit operations.

**Funding**

Phase	Start Date	Federal Fund Code	Federal Funds	State Fund Code	State Funds	Local Funds	Total
ALL	2026	5307	800,000		0	800,000	1,600,000
<b>Project Totals</b>			<b>800,000</b>		<b>0</b>	<b>800,000</b>	<b>1,600,000</b>

**Expenditure Schedule**

Phase	1st	2nd	3rd	4th	5th & 6th
ALL	0	0	1,600,000	0	0
<b>Totals</b>	<b>0</b>	<b>0</b>	<b>1,600,000</b>	<b>0</b>	<b>0</b>

Washington State S. T. I. P.

2024 to 2027

(Project Funds to Nearest Dollar)

MPO/RTPO: WWV

Y Inside

N Outside

November 17, 2023

County: Walla Walla

Agency: Valley Transit

Func Cls	Project Number	PIN	STIP ID	Imp Type	Total Project Length	Environmental Type	RW Required	Begin Termini	End Termini	Total Est. Cost of Project	STIP Amend. No.
00			2206	23	0.000	CE	No	N/A	N/A	800,000	

General Labor Operating FFY 2027

Provide general labor for transit operations.

**Funding**

Phase	Start Date	Federal Fund Code	Federal Funds	State Fund Code	State Funds	Local Funds	Total
ALL	2027	5307	400,000		0	400,000	800,000
<b>Project Totals</b>			<b>400,000</b>		<b>0</b>	<b>400,000</b>	<b>800,000</b>

**Expenditure Schedule**

Phase	1st	2nd	3rd	4th	5th & 6th
ALL	0	0	0	800,000	0
<b>Totals</b>	<b>0</b>	<b>0</b>	<b>0</b>	<b>800,000</b>	<b>0</b>

Washington State S. T. I. P.

2024 to 2027

(Project Funds to Nearest Dollar)

MPO/RTPO: WWV

Y Inside

N Outside

November 17, 2023

County: Walla Walla

Agency: Valley Transit

Func Cls	Project Number	PIN	STIP ID	Imp Type	Total Project Length	Environmental Type	RW Required	Begin Termini	End Termini	Total Est. Cost of Project	STIP Amend. No.
00			1902	23		CE	No	N/A	N/A	1,018,432	

Replace One (1) Small Heavy-Duty Transit Bus

Replace one (1) small heavy-duty transit bus which has exceeded its useful life with thirty foot (30') heavy-duty battery-electric powered rubber-tire trolley-replica bus.

Funding

Phase	Start Date	Federal Fund Code	Federal Funds	State Fund Code	State Funds	Local Funds	Total
ALL	2024	5307	814,745		0	203,687	1,018,432
<b>Project Totals</b>			<b>814,745</b>		<b>0</b>	<b>203,687</b>	<b>1,018,432</b>

Expenditure Schedule

Phase	1st	2nd	3rd	4th	5th & 6th
ALL	1,018,432	0	0	0	0
<b>Totals</b>	<b>1,018,432</b>	<b>0</b>	<b>0</b>	<b>0</b>	<b>0</b>

Washington State S. T. I. P.

2024 to 2027

(Project Funds to Nearest Dollar)

MPO/RTPO: WWV

Y Inside

N Outside

November 17, 2023

County: Walla Walla

Agency: Valley Transit

Func Cls	Project Number	PIN	STIP ID	Imp Type	Total Project Length	Environmental Type	RW Required	Begin Termini	End Termini	Total Est. Cost of Project	STIP Amend. No.
00			2110	23	0.000	CE	No	N/A	N/A	4,195,940	

Replace up to Four (4) Heavy Duty Transit Bus

Replace up to four (4) heavy-duty transit buses which have exceeded their useful life with heavy-duty rubber-tire trolley-replica buses.

Funding

Phase	Start Date	Federal Fund Code	Federal Funds		State Fund Code	State Funds	Local Funds	Total
			Federal	Fund Code				
ALL	2024	5307	3,356,752			0	839,188	4,195,940
<b>Project Totals</b>			<b>3,356,752</b>			<b>0</b>	<b>839,188</b>	<b>4,195,940</b>

Expenditure Schedule

Phase	1st	2nd	3rd	4th	5th & 6th
ALL	4,195,940	0	0	0	0
<b>Totals</b>	<b>4,195,940</b>	<b>0</b>	<b>0</b>	<b>0</b>	<b>0</b>

Washington State S. T. I. P.

2024 to 2027

(Project Funds to Nearest Dollar)

MPO/RTPO: WWV

Y Inside

N Outside

November 17, 2023

County: Walla Walla

Agency: Valley Transit

Func Cls	Project Number	PIN	STIP ID	Imp Type	Total Project Length	Environmental Type	RW Required	Begin Termini	End Termini	Total Est. Cost of Project	STIP Amend. No.
00			1707	23	0.000	CE	No	N/A	N/A	220,000	

Valley Transit Main Facility Security Fence and Accessibility Upgrades

Install security fence around the main administration and maintenance facility. Improve accessibility and walkability of the main facility with various sidewalk and ADA upgrades.

**Funding**

Phase	Start Date	Federal	Fund Code	Federal Funds	State Fund Code	State Funds	Local Funds	Total
CN	2024		5339	175,590		0	44,410	220,000
<b>Project Totals</b>				<b>175,590</b>		<b>0</b>	<b>44,410</b>	<b>220,000</b>

**Expenditure Schedule**

Phase	1st	2nd	3rd	4th	5th & 6th
CN	220,000	0	0	0	0
<b>Totals</b>	<b>220,000</b>	<b>0</b>	<b>0</b>	<b>0</b>	<b>0</b>

	Federal Funds	State Funds	Local Funds	Total
<b>Agency Totals for Valley Transit</b>	<b>5,547,087</b>	<b>0</b>	<b>2,287,285</b>	<b>7,834,372</b>



Washington State S. T. I. P.

2024 to 2027

(Project Funds to Nearest Dollar)

MPO/RTPO: WWV

Y Inside

N Outside

November 17, 2023

County: Walla Walla

Agency: Waitsburg

Func Cls	Project Number	PIN	STIP ID	Imp Type	Total Project Length	Environmental Type	RW Required	Begin Termini	End Termini	Total Est. Cost of Project	STIP Amend. No.
07			WA-13752	28	0.380	CE	No	E. 2nd Street	E. Camp Road	290,000	

Harmon Street Sidewalk

Installation of Sidewalk along E. 2nd, Harmon, E. Camp and Garden Street

**Funding**

Phase	Start Date	Federal	Fund Code	Federal Funds		State Funds		Local Funds	Total
						State Fund Code			
PE	2024				0		0	28,000	28,000
CN	2024		STBG(R)		89,301		0	35,339	124,640
CN	2024		CRP(R)		137,360		0	0	137,360
<b>Project Totals</b>					<b>226,661</b>		<b>0</b>	<b>63,339</b>	<b>290,000</b>

**Expenditure Schedule**

Phase	1st	2nd	3rd	4th	5th & 6th
PE	28,000	0	0	0	0
CN	0	262,000	0	0	0
<b>Totals</b>	<b>28,000</b>	<b>262,000</b>	<b>0</b>	<b>0</b>	<b>0</b>

	Federal Funds	State Funds	Local Funds	Total
<b>Agency Totals for Waitsburg</b>	<b>226,661</b>	<b>0</b>	<b>63,339</b>	<b>290,000</b>

Washington State S. T. I. P.

2024 to 2027

(Project Funds to Nearest Dollar)

MPO/RTPO: WWV

Y Inside

N Outside

November 17, 2023

County: Walla Walla

Agency: Walla Walla

Func Cls	Project Number	PIN	STIP ID	Imp Type	Total Project Length	Environmental Type	RW Required	Begin Termini	End Termini	Total Est. Cost of Project	STIP Amend. No.
03			WA-12445	04	0.480	DCE	No	Roosevelt Street	Brock Street	4,270,000	

Alder Street - Roosevelt to Brock

Roadway and utility improvements and traffic signal modifications

**Funding**

Phase	Start Date	Federal Fund Code	Federal Funds		State Funds		Local Funds	Total
			Federal	Fund Code	State Fund Code	State Funds		
PE	2025						655,000	655,000
CN	2026						3,615,000	3,615,000
<b>Project Totals</b>			<b>0</b>			<b>0</b>	<b>4,270,000</b>	<b>4,270,000</b>

**Expenditure Schedule**

Phase	1st	2nd	3rd	4th	5th & 6th
PE	0	655,000	0	0	0
CN	0	0	3,615,000	0	0
<b>Totals</b>	<b>0</b>	<b>655,000</b>	<b>3,615,000</b>	<b>0</b>	<b>0</b>

Washington State S. T. I. P.

2024 to 2027

(Project Funds to Nearest Dollar)

MPO/RTPO: WWV

Y Inside

N Outside

November 17, 2023

County: Walla Walla

Agency: Walla Walla

Func Cls	Project Number	PIN	STIP ID	Imp Type	Total Project Length	Environmental Type	RW Required	Begin Termini	End Termini	Total Est. Cost of Project	STIP Amend. No.
07	9936(007)		WA-14814	47		DCE	No	Various	Various	1,580,240	

Citywide Preventative Bridge Maintenance

Bridge maintenance and preservation of 10 NBI bridges.

**Funding**

Phase	Start Date	Federal Fund Code	Federal Funds	State Fund Code	State Funds	Local Funds	Total
CN	2025	BR	1,253,700		0	38,840	1,292,540
<b>Project Totals</b>			<b>1,253,700</b>		<b>0</b>	<b>38,840</b>	<b>1,292,540</b>

**Expenditure Schedule**

Phase	1st	2nd	3rd	4th	5th & 6th
CN	0	1,292,540	0	0	0
<b>Totals</b>	<b>0</b>	<b>1,292,540</b>	<b>0</b>	<b>0</b>	<b>0</b>

Washington State S. T. I. P.

2024 to 2027

(Project Funds to Nearest Dollar)

MPO/RTPO: WWV

Y Inside

N Outside

November 17, 2023

County: Walla Walla

Agency: Walla Walla

Func Cls	Project Number	PIN	STIP ID	Imp Type	Total Project Length	Environmental Type	RW Required	Begin Termini	End Termini	Total Est. Cost of Project	STIP Amend. No.
04			WA-15211	17	1.300		No	Dalles Military Road	Electric Avenue	152,330	

Myra Road Traffic Signal Coordination & Illumination

Construct traffic signal communication and traffic signal coordination improvements. Upgrade existing street lighting to be energy efficient with LED lights.

**Funding**

Phase	Start Date	Federal	Fund Code	Federal Funds	State Fund Code	State Funds	Local Funds	Total
CN	2024		CRP(UM)	111,365		0	29,175	140,540
<b>Project Totals</b>				<b>111,365</b>		<b>0</b>	<b>29,175</b>	<b>140,540</b>

**Expenditure Schedule**

Phase	1st	2nd	3rd	4th	5th & 6th
CN	140,540	0	0	0	0
<b>Totals</b>	<b>140,540</b>	<b>0</b>	<b>0</b>	<b>0</b>	<b>0</b>

Washington State S. T. I. P.

2024 to 2027

(Project Funds to Nearest Dollar)

MPO/RTPO: WWV

Y Inside

N Outside

November 17, 2023

County: Walla Walla

Agency: Walla Walla

Func Cls	Project Number	PIN	STIP ID	Imp Type	Total Project Length	Environmental Type	RW Required	Begin Termini	End Termini	Total Est. Cost of Project	STIP Amend. No.
04			WA-14136	04	0.400	DCE	Yes	2nd Avenue	9th Avenue	6,900,000	

Pine Street TBD - 2nd Avenue to 9th Avenue

Project to replace the roadway on Pine Street from 2nd Avenue to 9th Avenue and intersection improvements on Pine Street. Includes Parking Barrier, Curb Ext./Bulb-outs, Reduced Curb Radii, Ped Countdown Signal, Stop Sign, Crosswalk, Stop Bars, Traffic Signal, Modify Signal Phasing, Bike Detection, Lane Width Reduction, Ped Illum., Curb Ramps, Audible Ped Signal, Bike Lanes, Sidewalk, Striping and Paving.

**Funding**

Phase	Start Date	Federal Fund Code	Federal Funds		State Fund Code	State Funds	Local Funds	Total
PE	2024			0	OTHER	125,000	675,000	800,000
RW	2024			0		0	200,000	200,000
CN	2025	NHFP		1,200,000	OTHER	1,581,189	922,057	3,703,246
CN	2025	STBG(UM)		375,060		0	58,540	433,600
CN	2025	TA(UM)		257,943		0	40,260	298,203
CN	2025	CRP(UM)		42,878		0	6,695	49,573
CN	2025			0	Ped/Bike Program	1,224,302	191,076	1,415,378
<b>Project Totals</b>				<b>1,875,881</b>		<b>2,930,491</b>	<b>2,093,628</b>	<b>6,900,000</b>

**Expenditure Schedule**

Phase	1st	2nd	3rd	4th	5th & 6th
PE	800,000	0	0	0	0
RW	200,000	0	0	0	0
CN	0	5,900,000	0	0	0
<b>Totals</b>	<b>1,000,000</b>	<b>5,900,000</b>	<b>0</b>	<b>0</b>	<b>0</b>

Washington State S. T. I. P.

2024 to 2027

(Project Funds to Nearest Dollar)

MPO/RTPO: WWV

Y Inside

N Outside

November 17, 2023

County: Walla Walla

Agency: Walla Walla

Func Cls	Project Number	PIN	STIP ID	Imp Type	Total Project Length	Environmental Type	RW Required	Begin Termini	End Termini	Total Est. Cost of Project	STIP Amend. No.
05			WA-13885	04		CE	No	Various	Various	1,800,000	

Pioneer Park Pedestrian Improvements

Pedestrian enhancements at S Division St & Whitman St, S Division St & Newell St, and S Division St & Lincoln St. Whitman St. includes installation of cement concrete ADA ramps, removal and replacement of hazardous sidewalk, sidewalk infill, improvements to stormwater infrastructure, and curb bulb-outs to enhance pedestrian crossings and provide traffic calming measures, along with sidewalk infill and full road and utility replacement from S Division St to Fern Ave.

**Funding**

Phase	Start Date	Federal	Fund Code	Federal Funds	State Fund Code	State Funds	Local Funds	Total
CN	2024			0		0	1,450,000	1,450,000
<b>Project Totals</b>				<b>0</b>		<b>0</b>	<b>1,450,000</b>	<b>1,450,000</b>

**Expenditure Schedule**

Phase	1st	2nd	3rd	4th	5th & 6th
ALL	1,450,000	0	0	0	0
<b>Totals</b>	<b>1,450,000</b>	<b>0</b>	<b>0</b>	<b>0</b>	<b>0</b>

Washington State S. T. I. P.

2024 to 2027

(Project Funds to Nearest Dollar)

MPO/RTPO: WWV

Y Inside

N Outside

November 17, 2023

County: Walla Walla

Agency: Walla Walla

Func Cls	Project Number	PIN	STIP ID	Imp Type	Total Project Length	Environmental Type	RW Required	Begin Termini	End Termini	Total Est. Cost of Project	STIP Amend. No.
03			WA-11551	04	0.600	DCE	No	5th Avenue	14th Avenue	11,000,000	

Poplar Street - 5th to 14th IRRP

Reconstruct Poplar Street between 5th Avenue to 14th Avenue. Includes traffic signal, illumination, stormwater, and utility reconstruction.

Funding

Phase	Start Date	Federal	Fund Code	Federal Funds		State Fund Code	State Funds	Local Funds	Total
PE	2024			0		OTHER	321,900	878,100	1,200,000
<b>Project Totals</b>				<b>0</b>			<b>321,900</b>	<b>878,100</b>	<b>1,200,000</b>

Expenditure Schedule

Phase	1st	2nd	3rd	4th	5th & 6th
PE	1,200,000	0	0	0	0
<b>Totals</b>	<b>1,200,000</b>	<b>0</b>	<b>0</b>	<b>0</b>	<b>0</b>

Washington State S. T. I. P.

2024 to 2027

(Project Funds to Nearest Dollar)

MPO/RTPO: WWV

Y Inside

N Outside

November 17, 2023

County: Walla Walla

Agency: Walla Walla

Func Cls	Project Number	PIN	STIP ID	Imp Type	Total Project Length	Environmental Type	RW Required	Begin Termini	End Termini	Total Est. Cost of Project	STIP Amend. No.
04			WA-14734	04	0.380	DCE	No	Modoc Street	Howard Street	3,085,000	

Tietan - Modoc to Howard IRRP

Reconstruct utilities and Tietan Street roadway from Modoc to Howard Street using Infrastructure Repair and Replacement Program (IRRP) funds.

**Funding**

Phase	Start Date	Federal Funds		State Funds		Local Funds	Total
		Federal	Fund Code	State Fund Code	State Funds		
PE	2026					462,750	462,750
CN	2027					2,622,250	2,622,250
<b>Project Totals</b>		<b>0</b>			<b>0</b>	<b>3,085,000</b>	<b>3,085,000</b>

**Expenditure Schedule**

Phase	1st	2nd	3rd	4th	5th & 6th
PE	0	0	462,750	0	0
CN	0	0	0	2,622,250	0
<b>Totals</b>	<b>0</b>	<b>0</b>	<b>462,750</b>	<b>2,622,250</b>	<b>0</b>

		Federal Funds	State Funds	Local Funds	Total
<b>Agency Totals for Walla Walla</b>		<b>3,240,946</b>	<b>3,252,391</b>	<b>11,844,743</b>	<b>18,338,080</b>



Washington State S. T. I. P.

2024 to 2027

(Project Funds to Nearest Dollar)

MPO/RTPO: WWV

Y Inside

N Outside

November 17, 2023

County: Walla Walla

Agency: Walla Walla Co.

Func Cls	Project Number	PIN	STIP ID	Imp Type	Total Project Length	Environmental Type	RW Required	Begin Termini	End Termini	Total Est. Cost of Project	STIP Amend. No.
05	Z936(002)		WA-14594	14	0.050	CE	No	8.42/0.23	8.45/0.25	926,507	

Deck Repair - Hart Bridge and Gose Street Bridge

Repair deck by modified concrete overlay.

**Funding**

Phase	Start Date	Federal Fund Code	Federal Funds	State Fund Code	State Funds	Local Funds	Total
CN	2025	BR	795,303		0	15,597	810,900
<b>Project Totals</b>			<b>795,303</b>		<b>0</b>	<b>15,597</b>	<b>810,900</b>

**Expenditure Schedule**

Phase	1st	2nd	3rd	4th	5th & 6th
CN	0	810,900	0	0	0
<b>Totals</b>	<b>0</b>	<b>810,900</b>	<b>0</b>	<b>0</b>	<b>0</b>

Washington State S. T. I. P.

2024 to 2027

(Project Funds to Nearest Dollar)

MPO/RTPO: WWV

Y Inside

N Outside

November 17, 2023

County: Walla Walla

Agency: Walla Walla Co.

Func Cls	Project Number	PIN	STIP ID	Imp Type	Total Project Length	Environmental Type	RW Required	Begin Termini	End Termini	Total Est. Cost of Project	STIP Amend. No.
07	2036(035)		WA-10425	11	0.600	CE	Yes	5.20	5.80	8,002,755	

Dell Sharpe Bridge on Pettyjohn Road, MP 5.20 to MP 5.80

Replace existing bridge with a two span, prestressed girder bridge.

Funding

Phase	Start Date	Federal Fund Code	Federal Funds		State Fund Code	State Funds	Local Funds	Total
			Federal	Fund Code				
CN	2025	BR	5,538,495			0	1,592,755	7,131,250
<b>Project Totals</b>			<b>5,538,495</b>			<b>0</b>	<b>1,592,755</b>	<b>7,131,250</b>

Expenditure Schedule

Phase	1st	2nd	3rd	4th	5th & 6th
CN	7,131,250	0	0	0	0
<b>Totals</b>	<b>7,131,250</b>	<b>0</b>	<b>0</b>	<b>0</b>	<b>0</b>

Washington State S. T. I. P.

2024 to 2027

(Project Funds to Nearest Dollar)

MPO/RTPO: WWV

Y Inside

N Outside

November 17, 2023

County: Walla Walla

Agency: Walla Walla Co.

Func Cls	Project Number	PIN	STIP ID	Imp Type	Total Project Length	Environmental Type	RW Required	Begin Termini	End Termini	Total Est. Cost of Project	STIP Amend. No.
05	C361(002)		WA-06922	04	1.400	CE	Yes	0.00	1.40	1,371,550	

Fishhook Park Road MP 0.00 to MP 1.40

The road will be widened and overlaid to provide paved shoulders. Clear zone will be provided with delineation.

**Funding**

Phase	Start Date	Federal	Fund Code	Federal Funds		State Fund Code	State Funds	Local Funds	Total
RW	2024		STBG(R)	86,500			0	13,500	100,000
CN	2025		STBG(R)	926,860			0	244,690	1,171,550
<b>Project Totals</b>				<b>1,013,360</b>			<b>0</b>	<b>258,190</b>	<b>1,271,550</b>

**Expenditure Schedule**

Phase	1st	2nd	3rd	4th	5th & 6th
RW	100,000	0	0	0	0
CN	0	1,171,550	0	0	0
<b>Totals</b>	<b>100,000</b>	<b>1,171,550</b>	<b>0</b>	<b>0</b>	<b>0</b>

Washington State S. T. I. P.

2024 to 2027

(Project Funds to Nearest Dollar)

MPO/RTPO: WWV

Y Inside

N Outside

November 17, 2023

County: Walla Walla

Agency: Walla Walla Co.

Func Cls	Project Number	PIN	STIP ID	Imp Type	Total Project Length	Environmental Type	RW Required	Begin Termini	End Termini	Total Est. Cost of Project	STIP Amend. No.
05	K363(002)		WA-14592	11	0.340	CE	Yes	2.48	2.82	5,376,856	

Five Mile Bridge on Five Mile Road MP 2.48 to MP 2.82

Replace existing bridge with a prestress girder bridge.

**Funding**

Phase	Start Date	Federal Fund Code	Federal Funds		State Fund Code	State Funds	Local Funds	Total
			Federal	Fund Code				
RW	2024	BR		125,000		0	19,509	144,509
CN	2025	BR		4,346,700		0	105,300	4,452,000
<b>Project Totals</b>				<b>4,471,700</b>		<b>0</b>	<b>124,809</b>	<b>4,596,509</b>

**Expenditure Schedule**

Phase	1st	2nd	3rd	4th	5th & 6th
RW	144,509	0	0	0	0
CN	0	4,452,000	0	0	0
<b>Totals</b>	<b>144,509</b>	<b>4,452,000</b>	<b>0</b>	<b>0</b>	<b>0</b>

Washington State S. T. I. P.

2024 to 2027

(Project Funds to Nearest Dollar)

MPO/RTPO: WWV

Y Inside

N Outside

November 17, 2023

County: Walla Walla

Agency: Walla Walla Co.

Func Cls	Project Number	PIN	STIP ID	Imp Type	Total Project Length	Environmental Type	RW Required	Begin Termini	End Termini	Total Est. Cost of Project	STIP Amend. No.
06			WA-15476	21	0.000	CE	No	Varies	Varies	128,000	

Intersection Safety Enhancements

Install/upgrade signing (flashing LED stop signs, stop ahead signs) and pavement markings (stop lines).

**Funding**

Phase	Start Date	Federal	Fund Code	Federal Funds		State Funds		Local Funds	Total
				Federal Funds	State Fund Code	State Funds	Local Funds		
PE	2024		HSIP	10,000		0	0	0	10,000
CN	2024		HSIP	118,000		0	0	0	118,000
<b>Project Totals</b>				<b>128,000</b>		<b>0</b>	<b>0</b>	<b>0</b>	<b>128,000</b>

**Expenditure Schedule**

Phase	1st	2nd	3rd	4th	5th & 6th
PE	10,000	0	0	0	0
CN	118,000	0	0	0	0
<b>Totals</b>	<b>128,000</b>	<b>0</b>	<b>0</b>	<b>0</b>	<b>0</b>

Washington State S. T. I. P.

2024 to 2027

(Project Funds to Nearest Dollar)

MPO/RTPO: WWV

Y Inside

N Outside

November 17, 2023

County: Walla Walla

Agency: Walla Walla Co.

Func Cls	Project Number	PIN	STIP ID	Imp Type	Total Project Length	Environmental Type	RW Required	Begin Termini	End Termini	Total Est. Cost of Project	STIP Amend. No.
05			WA-02119	04	2.020	CE	Yes	4.23	6.25	2,554,000	

Lower Waitsburg Road MP 4.23 to MP 6.25

Reconstruct, realign and widen roadway to meet current design standards and provide clear zone.

**Funding**

Phase	Start Date	Federal Fund Code	Federal Funds		State Fund Code	State Funds	Local Funds	Total
			Federal	Fund Code				
CN	2024	STBG(R)	255,400		CRAB	2,160,000	0	2,415,400
<b>Project Totals</b>			<b>255,400</b>			<b>2,160,000</b>	<b>0</b>	<b>2,415,400</b>

**Expenditure Schedule**

Phase	1st	2nd	3rd	4th	5th & 6th
CN	2,415,400	0	0	0	0
<b>Totals</b>	<b>2,415,400</b>	<b>0</b>	<b>0</b>	<b>0</b>	<b>0</b>

Washington State S. T. I. P.

2024 to 2027

(Project Funds to Nearest Dollar)

MPO/RTPO: WWV

Y Inside

N Outside

November 17, 2023

County: Walla Walla

Agency: Walla Walla Co.

Func Cls	Project Number	PIN	STIP ID	Imp Type	Total Project Length	Environmental Type	RW Required	Begin Termini	End Termini	Total Est. Cost of Project	STIP Amend. No.
06			WA-01926	04	2.610	CE	Yes	0.20	2.81	2,950,000	

Lyons Ferry Road MP 0.20 to MP 2.81  
Reconstruction

**Funding**

Phase	Start Date	Federal	Fund Code	Federal Funds		State Fund Code	State Funds	Local Funds	Total
RW	2024			0		CRAB	54,000	6,000	60,000
CN	2026			0		CRAB	2,475,000	275,000	2,750,000
<b>Project Totals</b>				<b>0</b>			<b>2,529,000</b>	<b>281,000</b>	<b>2,810,000</b>

**Expenditure Schedule**

Phase	1st	2nd	3rd	4th	5th & 6th
RW	60,000	0	0	0	0
CN	0	0	2,750,000	0	0
<b>Totals</b>	<b>60,000</b>	<b>0</b>	<b>2,750,000</b>	<b>0</b>	<b>0</b>

Washington State S. T. I. P.

2024 to 2027

(Project Funds to Nearest Dollar)

MPO/RTPO: WWV

Y Inside

N Outside

November 17, 2023

County: Walla Walla

Agency: Walla Walla Co.

Func Cls	Project Number	PIN	STIP ID	Imp Type	Total Project Length	Environmental Type	RW Required	Begin Termini	End Termini	Total Est. Cost of Project	STIP Amend. No.
05	K364(008)		WA-13155	04	1.500	CE	Yes	6.50	8.00	2,342,270	

Mill Creek Road MP 6.50 to MP 8.00

The road will be reconstructed and widened. Clear zone will be provide. Bank protection will be installed.

**Funding**

Phase	Start Date	Federal Fund Code	Federal Funds		State Fund Code	State Funds	Local Funds	Total
			Federal	Fund Code				
RW	2024	WFL		60,550		0	9,450	70,000
CN	2025	WFL		1,703,010		0	265,788	1,968,798
<b>Project Totals</b>				<b>1,763,560</b>		<b>0</b>	<b>275,238</b>	<b>2,038,798</b>

**Expenditure Schedule**

Phase	1st	2nd	3rd	4th	5th & 6th
RW	70,000	0	0	0	0
CN	0	1,968,798	0	0	0
<b>Totals</b>	<b>70,000</b>	<b>1,968,798</b>	<b>0</b>	<b>0</b>	<b>0</b>



Washington State S. T. I. P.

2024 to 2027

(Project Funds to Nearest Dollar)

MPO/RTPO: WWV

Y Inside

N Outside

November 17, 2023

County: Walla Walla

Agency: Walla Walla Co.

Func Cls	Project Number	PIN	STIP ID	Imp Type	Total Project Length	Environmental Type	RW Required	Begin Termini	End Termini	Total Est. Cost of Project	STIP Amend. No.
05			WA-01889	04	1.450	CE	Yes	0.14	1.59	1,900,000	

Mojonnier Road MP 0.14 to MP 1.59

Reconstruct, and widen road to meet current design standards and provide clear zone.

Funding

Phase	Start Date	Federal Funds		State Fund Code	State Funds	Local Funds	Total
		Federal	Fund Code				
PE	2024	0		CRAB	135,000	15,000	150,000
RW	2025	0		CRAB	225,000	25,000	250,000
CN	2026	0		CRAB	441,400	1,058,600	1,500,000
<b>Project Totals</b>		<b>0</b>			<b>801,400</b>	<b>1,098,600</b>	<b>1,900,000</b>

Expenditure Schedule

Phase	1st	2nd	3rd	4th	5th & 6th
PE	150,000	0	0	0	0
RW	0	250,000	0	0	0
CN	0	0	1,500,000	0	0
<b>Totals</b>	<b>150,000</b>	<b>250,000</b>	<b>1,500,000</b>	<b>0</b>	<b>0</b>

Washington State S. T. I. P.

2024 to 2027

(Project Funds to Nearest Dollar)

MPO/RTPO: WWV

Y Inside

N Outside

November 17, 2023

County: Walla Walla

Agency: Walla Walla Co.

Func Cls	Project Number	PIN	STIP ID	Imp Type	Total Project Length	Environmental Type	RW Required	Begin Termini	End Termini	Total Est. Cost of Project	STIP Amend. No.
04			WA-04766	04	0.480	CE	Yes	0.49	0.97	2,431,000	

Reser Road Complete Street Improvements, MP 0.49-0.97

Reconstruct road to include sidewalks and bike lanes (or shared use path), illumination, and bike/ped signing and pavement markings.

**Funding**

Phase	Start Date	Federal Fund Code	Federal Funds		State Fund Code	State Funds	Local Funds	Total
			Federal	Fund Code				
PE	2024	HSIP	180,000			0	20,000	200,000
RW	2025		0			0	300,000	300,000
CN	2026	HSIP	1,400,000			0	531,000	1,931,000
<b>Project Totals</b>			<b>1,580,000</b>			<b>0</b>	<b>851,000</b>	<b>2,431,000</b>

**Expenditure Schedule**

Phase	1st	2nd	3rd	4th	5th & 6th
PE	200,000	0	0	0	0
RW	0	300,000	0	0	0
CN	0	0	1,931,000	0	0
<b>Totals</b>	<b>200,000</b>	<b>300,000</b>	<b>1,931,000</b>	<b>0</b>	<b>0</b>

Washington State S. T. I. P.

2024 to 2027

(Project Funds to Nearest Dollar)

MPO/RTPO: WWV

Y Inside

N Outside

November 17, 2023

County: Walla Walla

Agency: Walla Walla Co.

Func Cls	Project Number	PIN	STIP ID	Imp Type	Total Project Length	Environmental Type	RW Required	Begin Termini	End Termini	Total Est. Cost of Project	STIP Amend. No.
05	L360(001)		WA-13997	11	0.200	CE	Yes	0.00	0.20	4,942,052	

Walla Walla Avenue MP 0.00 to MP 0.20 Wallula Bridge

Replace existing concrete bridge with a single span, prestressed girder bridge.

**Funding**

Phase	Start Date	Federal Fund Code	Federal Funds	State Fund Code	State Funds	Local Funds	Total
RW	2024	BR	125,000		0	19,509	144,509
CN	2025	BR	3,977,500		0	97,500	4,075,000
<b>Project Totals</b>			<b>4,102,500</b>		<b>0</b>	<b>117,009</b>	<b>4,219,509</b>

**Expenditure Schedule**

Phase	1st	2nd	3rd	4th	5th & 6th
RW	144,509	0	0	0	0
CN	0	4,075,000	0	0	0
<b>Totals</b>	<b>144,509</b>	<b>4,075,000</b>	<b>0</b>	<b>0</b>	<b>0</b>

	Federal Funds	State Funds	Local Funds	Total
<b>Agency Totals for Walla Walla Co.</b>	<b>19,648,318</b>	<b>5,490,400</b>	<b>4,614,198</b>	<b>29,752,916</b>

Washington State S. T. I. P.

2024 to 2027

(Project Funds to Nearest Dollar)

MPO/RTPO: WWV

Y Inside

N Outside

November 17, 2023

County:

Agency: WSDOT - SC

Func Cls	Project Number	PIN	STIP ID	Imp Type	Total Project Length	Environmental Type	RW Required	Begin Termini	End Termini	Total Est. Cost of Project	STIP Amend. No.
00		BPWWV	BPWWV	06		CE	No	Varies	Varies	23,447,468	

Asphalt/Chip Seal Preservation Walla Walla Valley Metropolitan Planning

Resurface the roadway with chip seal or hot mix asphalt to preserve the structural integrity of the roadway and extend the service life of the pavement. This record is for chip seal/asphalt paving projects within Walla Walla county. For a list of included projects, go to [www.wsdot.wa.gov/projects/search](http://www.wsdot.wa.gov/projects/search).

Funding

Phase	Start Date	Federal Fund Code	Federal Funds		Local Funds	Total
			State Fund Code	State Funds		
PE	2024			0	MVA 108,144	0 108,144
PE	2025			0	MVA 55,972	0 55,972
PE	2027			0	MVA 1,619	0 1,619
CN	2024			0	MVA 5,223	0 5,223
<b>Project Totals</b>			<b>0</b>	<b>170,958</b>	<b>0</b>	<b>170,958</b>

Expenditure Schedule

Phase	1st	2nd	3rd	4th	5th & 6th
ALL	113,367	55,972	0	1,619	0
<b>Totals</b>	<b>113,367</b>	<b>55,972</b>	<b>0</b>	<b>1,619</b>	<b>0</b>

Washington State S. T. I. P.

2024 to 2027

(Project Funds to Nearest Dollar)

MPO/RTPO: WWV

Y Inside

N Outside

November 17, 2023

County:

Agency: WSDOT - SC

Func Cls	Project Number	PIN	STIP ID	Imp Type	Total Project Length	Environmental Type	RW Required	Begin Termini	End Termini	Total Est. Cost of Project	STIP Amend. No.
03	0125(013)	512502R	512502R36	22	0.140	CE	Yes	4.40	4.55	2,180,498	

SR 125/Plaza Way - Railroad Crossing Improvements

Construct railroad crossing and sidewalk improvements - Xing 808942N. The existing railroad crossing surface on SR 125 at Plaza Way in Walla Walla is deteriorated and needs to be replaced. There are also no facilities for cyclists and pedestrians crossing the railroad. This project will reconstruct the railroad crossing, add appropriate railroad safety devices, and construct sidewalk improvements to improve crossing safety and remove a gap in the active transportation network at this location.

**Funding**

Phase	Start Date	Federal Fund Code	Federal Funds	State Fund Code	State Funds	Local Funds	Total
CN	2026	HSIP	2,059,713	MVA	41,977	0	2,101,690
<b>Project Totals</b>			<b>2,059,713</b>		<b>41,977</b>	<b>0</b>	<b>2,101,690</b>

**Expenditure Schedule**

Phase	1st	2nd	3rd	4th	5th & 6th
CN	0	0	2,101,690	0	0
<b>Totals</b>	<b>0</b>	<b>0</b>	<b>2,101,690</b>	<b>0</b>	<b>0</b>

Washington State S. T. I. P.

2024 to 2027

(Project Funds to Nearest Dollar)

MPO/RTPO: WWW

Y Inside

N Outside

November 17, 2023

County:

Agency: WSDOT - SC

Func Cls	Project Number	PIN	STIP ID	Imp Type	Total Project Length	Environmental Type	RW Required	Begin Termini	End Termini	Total Est. Cost of Project	STIP Amend. No.
02		501219C	501219C36	14	0.090	CE	No	340.88	340.97	2,677,296	

US 12/Isaacs Ave Bridge - Deck Rehabilitation

Bridge Deck Rehabilitation - Bridge 012/654. The bridge deck of the bridge in the vicinity of Isaacs Avenue interchange is showing signs of fatigue. This project will repair and resurface the existing bridge deck to maintain the structural integrity, continue safe operation of the highway and extend the life of the bridge.

Funding

Phase	Start Date	Federal Fund Code	Federal Funds		State Fund Code	State Funds	Local Funds	Total
			Federal Funds	State Funds				
PE	2024	NHPP	247,495		MVA	21,521	0	269,016
<b>Project Totals</b>			<b>247,495</b>			<b>21,521</b>	<b>0</b>	<b>269,016</b>

Expenditure Schedule

Phase	1st	2nd	3rd	4th	5th & 6th
PE	262,140	6,876	0	0	0
<b>Totals</b>	<b>262,140</b>	<b>6,876</b>	<b>0</b>	<b>0</b>	<b>0</b>

Washington State S. T. I. P.

2024 to 2027

(Project Funds to Nearest Dollar)

MPO/RTPO: WWV

Y Inside

N Outside

November 17, 2023

County:

Agency: WSDOT - SC

Func Cls	Project Number	PIN	STIP ID	Imp Type	Total Project Length	Environmental Type	RW Required	Begin Termini	End Termini	Total Est. Cost of Project	STIP Amend. No.
03		501218C	501218C36	40	0.030	CE	No	306.76	306.79	1,423,110	

US 12/Over Abandoned Railroad Bridge - Bridge Painting

Paint Bridge 012/610. The existing steel surfaces on Abandoned Railroad Bridge in the Wallula Vicinity require cleaning and painting to delay deterioration. Clean and paint the structure to preserve the structural integrity and extend the service life of the bridge.

**Funding**

Phase	Start Date	Federal Fund Code	Federal Funds	State Fund Code	State Funds	Local Funds	Total
PE	2024	NHPP	141,450	MVA	12,300	0	153,750
<b>Project Totals</b>			<b>141,450</b>		<b>12,300</b>	<b>0</b>	<b>153,750</b>

**Expenditure Schedule**

Phase	1st	2nd	3rd	4th	5th & 6th
PE	137,733	16,017	0	0	0
<b>Totals</b>	<b>137,733</b>	<b>16,017</b>	<b>0</b>	<b>0</b>	<b>0</b>

Washington State S. T. I. P.

2024 to 2027

(Project Funds to Nearest Dollar)

MPO/RTPO: WWV

Y Inside

N Outside

November 17, 2023

County:

Agency: WSDOT - SC

Func Cls	Project Number	PIN	STIP ID	Imp Type	Total Project Length	Environmental Type	RW Required	Begin Termini	End Termini	Total Est. Cost of Project	STIP Amend. No.
03		501218D	501218D36	40	0.060	CE	No	307.31	307.37	3,004,070	

US 12/Walla Walla River Bridge - Bridge Painting

Paint Bridge 12/612. The existing steel surfaces on the US 12 Walla Walla River Bridge near Wallula require cleaning and painting to delay deterioration. Clean and paint the structure to preserve the structural integrity and extend the service life of the bridge.

Funding

Phase	Start Date	Federal Fund Code	Federal Funds	State Fund Code	State Funds	Local Funds	Total
PE	2024	NHPP	292,330	MVA	25,420	0	317,750
<b>Project Totals</b>			<b>292,330</b>		<b>25,420</b>	<b>0</b>	<b>317,750</b>

Expenditure Schedule

Phase	1st	2nd	3rd	4th	5th & 6th
PE	294,257	23,493	0	0	0
<b>Totals</b>	<b>294,257</b>	<b>23,493</b>	<b>0</b>	<b>0</b>	<b>0</b>



Washington State S. T. I. P.

2024 to 2027

(Project Funds to Nearest Dollar)

MPO/RTPO: WWV

Y Inside

N Outside

November 17, 2023

County:

Agency: WSDOT - SC

Func Cls	Project Number	PIN	STIP ID	Imp Type	Total Project Length	Environmental Type	RW Required	Begin Termini	End Termini	Total Est. Cost of Project	STIP Amend. No.
03		501203A	501203A36	01	12.990	EA	Yes	304.17	317.16	219,030,000	

US 12/Wallula to Nine Mile Hill - Build New Highway

Build new highway. The existing two lane section of US 12 between Wallula and Nine Mile Hill experiences congestion and has a history of collisions. This project will complete the four-laning of US 12 from Tri-Cities to Walla Walla adding capacity, reducing the risks of collisions, and improving economic vitality.

**Funding**

Phase	Start Date	Federal Fund Code	Federal Funds		Local Funds	Total
			State Fund Code	State Funds		
PE	2025			0	CWA 6,360,000	0 6,360,000
RW	2024			0	CWA 14,750,000	0 14,750,000
<b>Project Totals</b>				<b>0</b>	<b>21,110,000</b>	<b>0 21,110,000</b>

**Expenditure Schedule**

Phase	1st	2nd	3rd	4th	5th & 6th
PE	5,404,244	955,756	0	0	0
RW	14,587,921	127,720	34,359	0	0
<b>Totals</b>	<b>19,992,165</b>	<b>1,083,476</b>	<b>34,359</b>	<b>0</b>	<b>0</b>

Washington State S. T. I. P.

2024 to 2027

(Project Funds to Nearest Dollar)

MPO/RTPO: WWV

Y Inside

N Outside

November 17, 2023

County:

Agency: WSDOT - SC

Func Cls	Project Number	PIN	STIP ID	Imp Type	Total Project Length	Environmental Type	RW Required	Begin Termini	End Termini	Total Est. Cost of Project	STIP Amend. No.
04	0730(006)	573001G	573001G36	21	0.210	DCE	Yes	2.90	3.11	1,315,815	

US 730/3.0 Miles N of Oregon Border - Rockfall Prevention

Scale slopes, install rockfall fence, netting, bolts, barrier; Slope 551. WSDOT's geotechnical division has identified this unstable slope as a potential hazard to the traveling public based on recorded vehicle/ rock collisions and repeated call-outs to remove rocks from the roadway. This project will remove loose rocks, install rock bolts, wire mesh, concrete barrier, and flexible rockfall fence. These measures will reduce the potential for collisions by minimizing the risk of rocks reaching the roadway.

**Funding**

Phase	Start Date	Federal Fund Code	Federal Funds	State Fund Code	State Funds	Local Funds	Total
RW	2024	STBG	57,547	MVA	1,175	0	58,722
CN	2025	STBG	679,756	MVA	13,872	0	693,628
<b>Project Totals</b>			<b>737,303</b>		<b>15,047</b>	<b>0</b>	<b>752,350</b>

**Expenditure Schedule**

Phase	1st	2nd	3rd	4th	5th & 6th
ALL	58,722	693,628	0	0	0
<b>Totals</b>	<b>58,722</b>	<b>693,628</b>	<b>0</b>	<b>0</b>	<b>0</b>

	Federal Funds	State Funds	Local Funds	Total
<b>Agency Totals for WSDOT - SC</b>	<b>3,478,291</b>	<b>21,397,223</b>	<b>0</b>	<b>24,875,514</b>

Washington State S. T. I. P.

2024 to 2027

(Project Funds to Nearest Dollar)

MPO/RTPO: YVCOG

Y Inside

N Outside

November 17, 2023

County: Yakima

Agency: Grandview

Func Cls	Project Number	PIN	STIP ID	Imp Type	Total Project Length	Environmental Type	RW Required	Begin Termini	End Termini	Total Est. Cost of Project	STIP Amend. No.
05	8059(003)		WA-14259	22	0.040	CE	No	Wallace Way	Wine Country Road	1,087,000	

Stover Road Railroad Crossing Improvements

Replace outdated railroad crossing equipment, railroad crossing surfacing, and pedestrian crossing and resurface roadway.

**Funding**

Phase	Start Date	Federal	Fund Code	Federal Funds	State Fund Code	State Funds	Local Funds	Total
CN	2024		HSIP	930,600		0	0	930,600
<b>Project Totals</b>				<b>930,600</b>		<b>0</b>	<b>0</b>	<b>930,600</b>

**Expenditure Schedule**

Phase	1st	2nd	3rd	4th	5th & 6th
CN	930,600	0	0	0	0
<b>Totals</b>	<b>930,600</b>	<b>0</b>	<b>0</b>	<b>0</b>	<b>0</b>

	Federal Funds	State Funds	Local Funds	Total
<b>Agency Totals for Grandview</b>	<b>930,600</b>	<b>0</b>	<b>0</b>	<b>930,600</b>

Washington State S. T. I. P.

2024 to 2027

(Project Funds to Nearest Dollar)

MPO/RTPO: YVCOG

Y Inside

N Outside

November 17, 2023

County: Yakima

Agency: Harrah

Func Cls	Project Number	PIN	STIP ID	Imp Type	Total Project Length	Environmental Type	RW Required	Begin Termini	End Termini	Total Est. Cost of Project	STIP Amend. No.
07			B.Rd Sdwlk	21	0.470	CE	No	East Side of Harrah Rd/ Branch Rd Intersection	New School Entrance	1,793,870	

Branch Rd Sidewalk

New marked crosswalk, pedestrian scale segment illumination, rectangular rapid flashing beacon (RRFB), school/playground 20 mph speed zone (flashing beacons/signage), sidewalk with curb, storm drainage improvements.

Funding

Phase	Start Date	Federal Fund Code	Federal Funds	State Fund Code	State Funds	Local Funds	Total
CN	2024	TA(R)	511,845	SRTS	1,057,975	0	1,569,820
<b>Project Totals</b>			<b>511,845</b>		<b>1,057,975</b>	<b>0</b>	<b>1,569,820</b>

Expenditure Schedule

Phase	1st	2nd	3rd	4th	5th & 6th
CN	1,569,820	0	0	0	0
<b>Totals</b>	<b>1,569,820</b>	<b>0</b>	<b>0</b>	<b>0</b>	<b>0</b>

Agency Totals for Harrah	Federal Funds	State Funds	Local Funds	Total
	511,845	1,057,975	0	1,569,820

Washington State S. T. I. P.

2024 to 2027

(Project Funds to Nearest Dollar)

MPO/RTPO: YVCOG

Y Inside

N Outside

November 17, 2023

County: Yakima

Agency: Moxee

Func Cls	Project Number	PIN	STIP ID	Imp Type	Total Project Length	Environmental Type	RW Required	Begin Termini	End Termini	Total Est. Cost of Project	STIP Amend. No.
00	0825(001)		WA-12838	28	1.960	CE	Yes	University Parkway	Morrier Lane	1,383,500	

SR 24 Pathway Extension

Multi-use pathway construction and safety fencing.

RW is fully funded with federal funds using Toll Credits as local match

**Funding**

Phase	Start Date	Federal	Fund Code	Federal Funds	State Fund Code	State Funds	Local Funds	Total
RW	2024		TA(US)	128,000		0	0	128,000
<b>Project Totals</b>				<b>128,000</b>		<b>0</b>	<b>0</b>	<b>128,000</b>

**Expenditure Schedule**

Phase	1st	2nd	3rd	4th	5th & 6th
RW	128,000	0	0	0	0
<b>Totals</b>	<b>128,000</b>	<b>0</b>	<b>0</b>	<b>0</b>	<b>0</b>

	Federal Funds	State Funds	Local Funds	Total
<b>Agency Totals for Moxee</b>	<b>128,000</b>	<b>0</b>	<b>0</b>	<b>128,000</b>

Washington State S. T. I. P.

2024 to 2027

(Project Funds to Nearest Dollar)

MPO/RTPO: YVCOG

Y Inside

N Outside

November 17, 2023

County: Yakima

Agency: Naches

Func Cls	Project Number	PIN	STIP ID	Imp Type	Total Project Length	Environmental Type	RW Required	Begin Termini	End Termini	Total Est. Cost of Project	STIP Amend. No.
00	0835(005)		WA-15027	28	0.020	CE	No	Naches Avenue	Vic. Orchard Street	389,380	

Naches Trail Improvements

Construct an ADA compliant pathway to connect overflow parking and residential areas south of Orchard Street to Naches Trail and Depot, including demolition and removal of structure/building obstructing pathway and proposed ADA parking area. Project is fully funded with federal funds utilizing Toll Credits as local match.

**Funding**

Phase	Start Date	Federal Fund Code	Federal Funds	State Fund Code	State Funds	Local Funds	Total
CN	2024	TA(UM)	351,380		0	0	351,380
<b>Project Totals</b>			<b>351,380</b>		<b>0</b>	<b>0</b>	<b>351,380</b>

**Expenditure Schedule**

Phase	1st	2nd	3rd	4th	5th & 6th
CN	351,380	0	0	0	0
<b>Totals</b>	<b>351,380</b>	<b>0</b>	<b>0</b>	<b>0</b>	<b>0</b>

	Federal Funds	State Funds	Local Funds	Total
<b>Agency Totals for Naches</b>	<b>351,380</b>	<b>0</b>	<b>0</b>	<b>351,380</b>

Washington State S. T. I. P.

2024 to 2027

(Project Funds to Nearest Dollar)

MPO/RTPO: YVCOG

Y Inside

N Outside

November 17, 2023

County: Yakima

Agency: Selah

Func Cls	Project Number	PIN	STIP ID	Imp Type	Total Project Length	Environmental Type	RW Required	Begin Termini	End Termini	Total Est. Cost of Project	STIP Amend. No.
00			SELAH-2401	20		CE	No	City Wide	City Wide	375,000	

Street Sweeper Project

Congestion Mitigation & Air Quality (CMAQ) Funded Program for purchasing a new street sweeper. Project is fully funded with federal funds utilizing Toll Credits as local match.

**Funding**

Phase	Start Date	Federal	Fund Code	Federal Funds	State Fund Code	State Funds	Local Funds	Total
PE	2024		CMAQ	45,000		0	0	45,000
CN	2025		CMAQ	330,000		0	0	330,000
<b>Project Totals</b>				<b>375,000</b>		<b>0</b>	<b>0</b>	<b>375,000</b>

**Expenditure Schedule**

Phase	1st	2nd	3rd	4th	5th & 6th
PE	45,000	0	0	0	0
CN	0	330,000	0	0	0
<b>Totals</b>	<b>45,000</b>	<b>330,000</b>	<b>0</b>	<b>0</b>	<b>0</b>

	Federal Funds	State Funds	Local Funds	Total
<b>Agency Totals for Selah</b>	<b>375,000</b>	<b>0</b>	<b>0</b>	<b>375,000</b>

Washington State S. T. I. P.

2024 to 2027

(Project Funds to Nearest Dollar)

MPO/RTPO: YVCOG

Y Inside

N Outside

November 17, 2023

County: Yakima

Agency: Sunnyside

Func Cls	Project Number	PIN	STIP ID	Imp Type	Total Project Length	Environmental Type	RW Required	Begin Termini	End Termini	Total Est. Cost of Project	STIP Amend. No.
00			WA-14350	04	0.100	CE	No	Saul Road / South Street	Ida Belle Street / Sunnyside Mabton Road	800,000	

Pedestrian Safety Improvements

Install curb extensions, illumination, signing, pavement markings, and curb ramps.

**Funding**

Phase	Start Date	Federal	Fund Code	Federal Funds	State Fund Code	State Funds	Local Funds	Total
PE	2024		HSIP	82,000		0	0	82,000
CN	2025		HSIP	698,000		0	20,000	718,000
<b>Project Totals</b>				<b>780,000</b>		<b>0</b>	<b>20,000</b>	<b>800,000</b>

**Expenditure Schedule**

Phase	1st	2nd	3rd	4th	5th & 6th
PE	82,000	0	0	0	0
CN	0	718,000	0	0	0
<b>Totals</b>	<b>82,000</b>	<b>718,000</b>	<b>0</b>	<b>0</b>	<b>0</b>

	Federal Funds	State Funds	Local Funds	Total
<b>Agency Totals for Sunnyside</b>	<b>780,000</b>	<b>0</b>	<b>20,000</b>	<b>800,000</b>



Washington State S. T. I. P.

2024 to 2027

(Project Funds to Nearest Dollar)

MPO/RTPO: YVCOG

Y Inside

N Outside

November 17, 2023

County: Yakima

Agency: Toppenish

Func Cls	Project Number	PIN	STIP ID	Imp Type	Total Project Length	Environmental Type	RW Required	Begin Termini	End Termini	Total Est. Cost of Project	STIP Amend. No.
05	6423(001)		TOP 3	01	0.550	CE	Yes	Juniper Street	Ward Road	1,972,616	

Jackson Street Extension

Reconstruct Jackson Street from Juniper Street west approximately 1,000 feet, then extend Jackson Street west approximately 2,000 feet to Ward Road. Construct the extended section with three lane (minimum) hot mix asphalt, curb and gutter, sidewalks, storm drainage, and street lighting.

Funding

Phase	Start Date	Federal Fund Code	Federal Funds		State Fund Code	State Funds	Local Funds	Total
			Federal Funds	State Funds				
CN	2024	STBG(US)	1,259,709	0		0	196,602	1,456,311
<b>Project Totals</b>			<b>1,259,709</b>	<b>0</b>		<b>0</b>	<b>196,602</b>	<b>1,456,311</b>

Expenditure Schedule

Phase	1st	2nd	3rd	4th	5th & 6th
CN	1,456,311	0	0	0	0
<b>Totals</b>	<b>1,456,311</b>	<b>0</b>	<b>0</b>	<b>0</b>	<b>0</b>

Washington State S. T. I. P.

2024 to 2027

(Project Funds to Nearest Dollar)

MPO/RTPO: YVCOG

Y Inside

N Outside

November 17, 2023

County: Yakima

Agency: Toppenish

Func Cls	Project Number	PIN	STIP ID	Imp Type	Total Project Length	Environmental Type	RW Required	Begin Termini	End Termini	Total Est. Cost of Project	STIP Amend. No.
05			WA-07753	04	0.270	CE	No	Magnolia Street	Monroe Avenue	1,540,100	

S Juniper Street and Jackson Street Improvements

Reconstruct both streets including planing and re-use of grindings, grading, install missing segments of curb and gutter and sidewalk, new hot mix asphalt, street lights, and storm drainage improvements.

**Funding**

Phase	Start Date	Federal	Fund Code	Federal Funds	State Fund Code	State Funds	Local Funds	Total
PE	2024			0	SRTS	16,790	0	16,790
PE	2024			0	TIB	151,110	0	151,110
CN	2024			0	TIB	1,234,980	0	1,234,980
CN	2024			0	SRTS	137,220	0	137,220
<b>Project Totals</b>				<b>0</b>		<b>1,540,100</b>	<b>0</b>	<b>1,540,100</b>

**Expenditure Schedule**

Phase	1st	2nd	3rd	4th	5th & 6th
PE	167,900	0	0	0	0
CN	1,372,200	0	0	0	0
<b>Totals</b>	<b>1,540,100</b>	<b>0</b>	<b>0</b>	<b>0</b>	<b>0</b>

	Federal Funds	State Funds	Local Funds	Total
<b>Agency Totals for Toppenish</b>	<b>1,259,709</b>	<b>1,540,100</b>	<b>196,602</b>	<b>2,996,411</b>

Washington State S. T. I. P.

2024 to 2027

(Project Funds to Nearest Dollar)

MPO/RTPO: YVCOG

Y Inside

N Outside

November 17, 2023

County: Yakima

Agency: Union Gap

Func Cls	Project Number	PIN	STIP ID	Imp Type	Total Project Length	Environmental Type	RW Required	Begin Termini	End Termini	Total Est. Cost of Project	STIP Amend. No.
07	1335(013)		UG51	47	0.040	CE	Yes	Approx 550 ft N I/S S 10th Ave/Valley Mall Blvd	Approx 150 ft S of I/S S 10th Ave/Whitman St.	1,742,200	

10TH AVENUE SOUTH #475 BRIDGE REPLACEMENT

Replace existing timber span bridge with precast concrete girder and concrete pier bridge. Project also includes adding a bike lane, and new sidewalks on both sides of bridge.

Funding

Phase	Start Date	Federal Fund Code	Federal Funds		Local Funds	Total
			State Fund Code	State Funds		
CN	2024	BR		875,314	0	1,163,100
<b>Project Totals</b>				<b>875,314</b>	<b>0</b>	<b>1,163,100</b>

Expenditure Schedule

Phase	1st	2nd	3rd	4th	5th & 6th
CN	1,163,100	0	0	0	0
<b>Totals</b>	<b>1,163,100</b>	<b>0</b>	<b>0</b>	<b>0</b>	<b>0</b>

Washington State S. T. I. P.

2024 to 2027

(Project Funds to Nearest Dollar)

MPO/RTPO: YVCOG

Y Inside

N Outside

November 17, 2023

County: Yakima

Agency: Union Gap

Func Cls	Project Number	PIN	STIP ID	Imp Type	Total Project Length	Environmental Type	RW Required	Begin Termini	End Termini	Total Est. Cost of Project	STIP Amend. No.
03	PB21(011)		UG54	21		CE	Yes	E WASHINGTON STREET	E WASHINGTON STREET	418,009	

MAIN STREET PEDESTRIAN CROSSING IMPROVEMENTS

Construct an enhanced pedestrian crossing for E. Washington St./Main St. Intersection: Install Pedestrian Hybrid Beacon (PBH), Construct sidewalk, curb, gutter and ADA curb ramps in vicinity of new PHB, install new pavement markings and signage.

Funding

Phase	Start Date	Federal	Fund Code	Federal Funds	State Fund Code	State Funds	Local Funds	Total
PE	2024			0	Ped/Bike Program	78,600	0	78,600
RW	2024			0		0	25,000	25,000
CN	2024			0	Ped/Bike Program	314,409	0	314,409
<b>Project Totals</b>				<b>0</b>		<b>393,009</b>	<b>25,000</b>	<b>418,009</b>

Expenditure Schedule

Phase	1st	2nd	3rd	4th	5th & 6th
PE	78,600	0	0	0	0
RW	25,000	0	0	0	0
CN	314,409	0	0	0	0
<b>Totals</b>	<b>418,009</b>	<b>0</b>	<b>0</b>	<b>0</b>	<b>0</b>

Washington State S. T. I. P.

2024 to 2027

(Project Funds to Nearest Dollar)

MPO/RTPO: YVCOG

Y Inside

N Outside

November 17, 2023

County: Yakima

Agency: Union Gap

Func Cls	Project Number	PIN	STIP ID	Imp Type	Total Project Length	Environmental Type	RW Required	Begin Termini	End Termini	Total Est. Cost of Project	STIP Amend. No.
00	1335(014)		UG55	44		CE	No	N/A	N/A	410,000	

Union Gap Street Sweeper

Purchase compliant street sweeper to augment city of Union Gap's dust abatement program.

**Funding**

Phase	Start Date	Federal Fund Code	Federal Funds	State Fund Code	State Funds	Local Funds	Total
CN	2024	CMAQ	298,425		0	76,575	375,000
<b>Project Totals</b>			<b>298,425</b>		<b>0</b>	<b>76,575</b>	<b>375,000</b>

**Expenditure Schedule**

Phase	1st	2nd	3rd	4th	5th & 6th
CN	375,000	0	0	0	0
<b>Totals</b>	<b>375,000</b>	<b>0</b>	<b>0</b>	<b>0</b>	<b>0</b>

	Federal Funds	State Funds	Local Funds	Total
<b>Agency Totals for Union Gap</b>	<b>1,173,739</b>	<b>393,009</b>	<b>389,361</b>	<b>1,956,109</b>

Washington State S. T. I. P.

2024 to 2027

(Project Funds to Nearest Dollar)

MPO/RTPO: YVCOG

Y Inside

N Outside

November 17, 2023

County:

Agency: WSDOT - SC

Func Cls	Project Number	PIN	STIP ID	Imp Type	Total Project Length	Environmental Type	RW Required	Begin Termini	End Termini	Total Est. Cost of Project	STIP Amend. No.
00		BPYVCOG	BPYVCOG	06		CE	No	Varies	Varies	48,006,773	

Asphalt/Chip Seal Preservation Yakima Valley Conference of Governments

Asphalt/Chip Seal Preservation within the limits of Yakima Valley Conference of Governments MPO and RTPO. Resurface the roadway with chip seal or hot mix asphalt to preserve the structural integrity of the roadway and extend the service life of the pavement. This record is for chip seal/asphalt paving projects within Yakima county. For a list of included projects, go to [www.wsdot.wa.gov/projects/search](http://www.wsdot.wa.gov/projects/search).

Funding

Phase	Start Date	Federal Fund Code	Federal Funds	State Fund Code	State Funds	Local Funds	Total
PE	2024	NHPP	4,344	MVA	1,180,992	0	1,185,336
PE	2025		0	MVA	121,526	0	121,526
CN	2024		0	MVA	4,597,318	0	4,597,318
CN	2025		0	MVA	2,881,090	0	2,881,090
CN	2027	NHPP	280,271	MVA	5,605	0	285,876
<b>Project Totals</b>			<b>284,615</b>		<b>8,786,531</b>	<b>0</b>	<b>9,071,146</b>

Expenditure Schedule

Phase	1st	2nd	3rd	4th	5th & 6th
ALL	5,782,854	3,002,616	0	285,876	4,675
<b>Totals</b>	<b>5,782,854</b>	<b>3,002,616</b>	<b>0</b>	<b>285,876</b>	<b>4,675</b>

Washington State S. T. I. P.

2024 to 2027

(Project Funds to Nearest Dollar)

MPO/RTPO: YVCOG

Y Inside

N Outside

November 17, 2023

County:

Agency: WSDOT - SC

Func Cls	Project Number	PIN	STIP ID	Imp Type	Total Project Length	Environmental Type	RW Required	Begin Termini	End Termini	Total Est. Cost of Project	STIP Amend. No.
01		508210P	508210P39	47	0.060	CE	No	30.90	30.96	4,348,407	

I-82/Naches River Bridge EB - Bridge Painting

Paint Bridge 82/115S. The existing steel surfaces on the eastbound I-82 Naches River Bridge just north of Yakima require cleaning and painting to delay deterioration. By painting this structure, the structural integrity of the bridge will be preserved and the service life of the bridge extended.

Funding

Phase	Start Date	Federal Fund Code	Federal Funds	State Fund Code	State Funds	Local Funds	Total
PE	2024	NHPP	419,379	MVA	36,468	0	455,847
<b>Project Totals</b>			<b>419,379</b>		<b>36,468</b>	<b>0</b>	<b>455,847</b>

Expenditure Schedule

Phase	1st	2nd	3rd	4th	5th & 6th
PE	429,480	26,367	0	0	0
<b>Totals</b>	<b>429,480</b>	<b>26,367</b>	<b>0</b>	<b>0</b>	<b>0</b>

Washington State S. T. I. P.

2024 to 2027

(Project Funds to Nearest Dollar)

MPO/RTPO: YVCOG

Y Inside

N Outside

November 17, 2023

County:

Agency: WSDOT - SC

Func Cls	Project Number	PIN	STIP ID	Imp Type	Total Project Length	Environmental Type	RW Required	Begin Termini	End Termini	Total Est. Cost of Project	STIP Amend. No.
01		508210K	508210K39	14	0.060	CE	No	30.90	30.96	866,945	

I-82/Naches River Bridge EB - Joint Repair

Repair expansion joints - Bridge 82/115S. The bridge joints on the eastbound I-82 Naches River Bridge just north of Yakima are deteriorating and need to be repaired. This project will replace the existing joints to provide a smoother ride and preserve the structural integrity of the bridge.

Funding

Phase	Start Date	Federal Fund Code	Federal Funds	State Fund Code	State Funds	Local Funds	Total
PE	2024	NHPP	181,999	MVA	15,826	0	197,825
<b>Project Totals</b>			<b>181,999</b>		<b>15,826</b>	<b>0</b>	<b>197,825</b>

Expenditure Schedule

Phase	1st	2nd	3rd	4th	5th & 6th
PE	192,957	4,868	0	0	0
<b>Totals</b>	<b>192,957</b>	<b>4,868</b>	<b>0</b>	<b>0</b>	<b>0</b>



Washington State S. T. I. P.

2024 to 2027

(Project Funds to Nearest Dollar)

MPO/RTPO: YVCOG

Y Inside

N Outside

November 17, 2023

County:

Agency: WSDOT - SC

Func Cls	Project Number	PIN	STIP ID	Imp Type	Total Project Length	Environmental Type	RW Required	Begin Termini	End Termini	Total Est. Cost of Project	STIP Amend. No.
01		5082100	508210039	47	0.060	CE	No	30.90	30.96	2,943,237	

I-82/Naches River Bridge WB - Bridge Painting

Paint Bridge 82/115N. The existing steel surfaces on the westbound I-82 Naches River Bridge just north of Yakima require cleaning and painting to delay deterioration. By painting this structure, the structural integrity of the bridge will be preserved and the service life of the bridge extended.

Funding

Phase	Start Date	Federal Fund Code	Federal Funds	State Fund Code	State Funds	Local Funds	Total
PE	2024	NHPP	286,844	MVA	24,943	0	311,787
<b>Project Totals</b>			<b>286,844</b>		<b>24,943</b>	<b>0</b>	<b>311,787</b>

Expenditure Schedule

Phase	1st	2nd	3rd	4th	5th & 6th
PE	297,043	14,744	0	0	0
<b>Totals</b>	<b>297,043</b>	<b>14,744</b>	<b>0</b>	<b>0</b>	<b>0</b>

Washington State S. T. I. P.

2024 to 2027

(Project Funds to Nearest Dollar)

MPO/RTPO: YVCOG

Y Inside

N Outside

November 17, 2023

County:

Agency: WSDOT - SC

Func Cls	Project Number	PIN	STIP ID	Imp Type	Total Project Length	Environmental Type	RW Required	Begin Termini	End Termini	Total Est. Cost of Project	STIP Amend. No.
01		508210N	508210N39	47	0.050	CE	No	30.77	30.82	4,325,460	

I-82/Yakima River Bridge EB - Bridge Painting

Paint Bridge 82/114S. The existing steel surfaces on the eastbound I-82 Yakima River Bridge just north of Yakima require cleaning and painting to delay deterioration. By painting this structure, the structural integrity of the bridge will be preserved and the service life of the bridge extended.

Funding

Phase	Start Date	Federal Fund Code	Federal Funds	State Fund Code	State Funds	Local Funds	Total
PE	2024	NHPP	416,539	MVA	36,221	0	452,760
<b>Project Totals</b>			<b>416,539</b>		<b>36,221</b>	<b>0</b>	<b>452,760</b>

Expenditure Schedule

Phase	1st	2nd	3rd	4th	5th & 6th
PE	440,531	12,229	0	0	0
<b>Totals</b>	<b>440,531</b>	<b>12,229</b>	<b>0</b>	<b>0</b>	<b>0</b>

Washington State S. T. I. P.

2024 to 2027

(Project Funds to Nearest Dollar)

MPO/RTPO: YVCOG

Y Inside

N Outside

November 17, 2023

County:

Agency: WSDOT - SC

Func Cls	Project Number	PIN	STIP ID	Imp Type	Total Project Length	Environmental Type	RW Required	Begin Termini	End Termini	Total Est. Cost of Project	STIP Amend. No.
01		508210L	508210L39	14	0.060	CE	No	30.78	30.84	808,240	

I-82/Yakima River Bridge N of Yakima WB - Joint Repair

Repair expansion joints - Bridge 82/114N. The bridge joints on the westbound I-82 Yakima River Bridge just north of Yakima are deteriorating and need to be repaired. This project will replace the existing joints to provide a smoother ride and preserve the structural integrity of the bridge.

**Funding**

Phase	Start Date	Federal	Fund Code	Federal Funds	State Fund Code	State Funds	Local Funds	Total
PE	2024		NHPP	188,352	MVA	7,848	0	196,200
<b>Project Totals</b>				<b>188,352</b>		<b>7,848</b>	<b>0</b>	<b>196,200</b>

**Expenditure Schedule**

Phase	1st	2nd	3rd	4th	5th & 6th
PE	191,270	4,930	0	0	0
<b>Totals</b>	<b>191,270</b>	<b>4,930</b>	<b>0</b>	<b>0</b>	<b>0</b>

Washington State S. T. I. P.

2024 to 2027

(Project Funds to Nearest Dollar)

MPO/RTPO: YVCOG

Y Inside

N Outside

November 17, 2023

County:

Agency: WSDOT - SC

Func Cls	Project Number	PIN	STIP ID	Imp Type	Total Project Length	Environmental Type	RW Required	Begin Termini	End Termini	Total Est. Cost of Project	STIP Amend. No.
01		508210M	508210M39	47	0.050	CE	No	30.78	30.84	3,906,960	

I-82/Yakima River Bridge WB - Bridge Painting

Paint Bridge 82/114N. The existing steel surfaces on the westbound I-82 Yakima River Bridge just north of Yakima require cleaning and painting to delay deterioration. By painting this structure, the structural integrity of the bridge will be preserved and the service life of the bridge extended.

Funding

Phase	Start Date	Federal Fund Code	Federal Funds	State Fund Code	State Funds	Local Funds	Total
PE	2024	NHPP	378,672	MVA	32,928	0	411,600
<b>Project Totals</b>			<b>378,672</b>		<b>32,928</b>	<b>0</b>	<b>411,600</b>

Expenditure Schedule

Phase	1st	2nd	3rd	4th	5th & 6th
PE	394,494	17,106	0	0	0
<b>Totals</b>	<b>394,494</b>	<b>17,106</b>	<b>0</b>	<b>0</b>	<b>0</b>

Washington State S. T. I. P.

2024 to 2027

(Project Funds to Nearest Dollar)

MPO/RTPO: YVCOG

Y Inside

N Outside

November 17, 2023

County:

Agency: WSDOT - SC

Func Cls	Project Number	PIN	STIP ID	Imp Type	Total Project Length	Environmental Type	RW Required	Begin Termini	End Termini	Total Est. Cost of Project	STIP Amend. No.
01		508210J	508210J39	14	0.140	CE	No	38.48	38.62	854,500	

I-82/Yakima River Bridges at Union Gap - Joint Repair

Repair expansion joints - Bridges 82/131S & 82/131N. The bridge joints on the I-82 Yakima River Bridges at Union Gap are deteriorating and need to be repaired. This project will replace the existing joints to provide a smoother ride and preserve the structural integrity of the bridges.

Funding

Phase	Start Date	Federal	Fund Code	Federal Funds	State Fund Code	State Funds	Local Funds	Total
PE	2024		NHPP	165,600	MVA	6,900	0	172,500
<b>Project Totals</b>				<b>165,600</b>		<b>6,900</b>	<b>0</b>	<b>172,500</b>

Expenditure Schedule

Phase	1st	2nd	3rd	4th	5th & 6th
PE	154,761	17,739	0	0	0
<b>Totals</b>	<b>154,761</b>	<b>17,739</b>	<b>0</b>	<b>0</b>	<b>0</b>

Washington State S. T. I. P.

2024 to 2027

(Project Funds to Nearest Dollar)

MPO/RTPO: YVCOG

Y Inside

N Outside

November 17, 2023

County:

Agency: WSDOT - SC

Func Cls	Project Number	PIN	STIP ID	Imp Type	Total Project Length	Environmental Type	RW Required	Begin Termini	End Termini	Total Est. Cost of Project	STIP Amend. No.
01		508209W	508209W39	01	4.920	CE	Yes	31.37	36.29	73,253,000	

I-82/Yakima to Union Gap - Corridor Improvements

Improve access, provide capacity, and replace bridges. I-82 in the Yakima vicinity has become increasingly congested with heavy morning and afternoon rush hour traffic mixing with heavy truck traffic. Retail and commercial development in the greater Yakima area continues to add to freeway traffic. This project will increase capacity on I-82 between the US 12 interchange and the SR 24/Nob Hill Blvd interchange, replacing bridges, and improving on/off connections. This project in conjunction with related City of Yakima and Yakima County system improvements will reduce congestion and the risk of crashes.

**Funding**

Phase	Start Date	Federal Fund Code	Federal Funds	State Fund Code	State Funds	Local Funds	Total
PE	2024		0	CWA	7,906,750	0	7,906,750
RW	2025		0	CWA	901,000	0	901,000
CN	2026		0	CWA	63,210,000	0	63,210,000
<b>Project Totals</b>			<b>0</b>		<b>72,017,750</b>	<b>0</b>	<b>72,017,750</b>

**Expenditure Schedule**

Phase	1st	2nd	3rd	4th	5th & 6th
ALL	3,305,576	4,139,430	27,283,936	27,043,116	10,245,692
<b>Totals</b>	<b>3,305,576</b>	<b>4,139,430</b>	<b>27,283,936</b>	<b>27,043,116</b>	<b>10,245,692</b>

Washington State S. T. I. P.

2024 to 2027

(Project Funds to Nearest Dollar)

MPO/RTPO: YVCOG

Y Inside

N Outside

November 17, 2023

County:

Agency: WSDOT - SC

Func Cls	Project Number	PIN	STIP ID	Imp Type	Total Project Length	Environmental Type	RW Required	Begin Termini	End Termini	Total Est. Cost of Project	STIP Amend. No.
03		502202Z	502202Z39	03	0.200	CE	No	8.50	8.70	1,334,550	

SR 22/SR 223 Chambers Rd Intersection - Intersection Safety

Construct intersection safety improvements. The SR 22 and SR 223 Chambers Rd intersection west of Granger has a potential for collisions. Construct intersection improvements to reduce the risk of collisions.

Funding

Phase	Start Date	Federal	Fund Code	Federal Funds	State Fund Code	State Funds	Local Funds	Total
PE	2024		HSIP	141,450	MVA	12,300	0	153,750
CN	2024		HSIP	1,157,184	MVA	23,616	0	1,180,800
<b>Project Totals</b>				<b>1,298,634</b>		<b>35,916</b>	<b>0</b>	<b>1,334,550</b>

Expenditure Schedule

Phase	1st	2nd	3rd	4th	5th & 6th
ALL	156,736	1,143,050	34,764	0	0
<b>Totals</b>	<b>156,736</b>	<b>1,143,050</b>	<b>34,764</b>	<b>0</b>	<b>0</b>

Washington State S. T. I. P.

2024 to 2027

(Project Funds to Nearest Dollar)

MPO/RTPO: YVCOG

Y Inside

N Outside

November 17, 2023

County:

Agency: WSDOT - SC

Func Cls	Project Number	PIN	STIP ID	Imp Type	Total Project Length	Environmental Type	RW Required	Begin Termini	End Termini	Total Est. Cost of Project	STIP Amend. No.
03		502402Z	502402Z39	04	0.200	CE	No	4.34	4.54	1,176,396	

SR 24/Bell Rd Intersection - Intersection Safety

Construct compact roundabout. The SR 24 and Bell Rd intersection in Moxee has a potential for collisions. This project will construct a compact roundabout to reduce the risk of collisions.

Funding

Phase	Start Date	Federal Fund Code	Federal Funds	State Fund Code	State Funds	Local Funds	Total
PE	2024	HSIP	204,723	MVA	17,802	0	222,525
CN	2025	HSIP	934,794	MVA	19,077	0	953,871
<b>Project Totals</b>			<b>1,139,517</b>		<b>36,879</b>	<b>0</b>	<b>1,176,396</b>

Expenditure Schedule

Phase	1st	2nd	3rd	4th	5th & 6th
ALL	151,465	386,851	574,676	63,404	0
<b>Totals</b>	<b>151,465</b>	<b>386,851</b>	<b>574,676</b>	<b>63,404</b>	<b>0</b>



Washington State S. T. I. P.

2024 to 2027

(Project Funds to Nearest Dollar)

MPO/RTPO: YVCOG

Y Inside

N Outside

November 17, 2023

County:

Agency: WSDOT - SC

Func Cls	Project Number	PIN	STIP ID	Imp Type	Total Project Length	Environmental Type	RW Required	Begin Termini	End Termini	Total Est. Cost of Project	STIP Amend. No.
05		524103H	524103H39	03	0.130	CE	No	7.72	7.85	2,332,080	

SR 241/Allen Rd Intersection - Intersection Safety

Construct compact roundabout. The SR 241 and Allen Rd intersection in Sunnyside has a potential for collisions. Construct a compact roundabout to reduce the risk of collisions.

**Funding**

Phase	Start Date	Federal	Fund Code	Federal Funds	State Fund Code	State Funds	Local Funds	Total
PE	2024		HSIP	226,320	MVA	19,680	0	246,000
CN	2024		HSIP	2,044,358	MVA	41,722	0	2,086,080
<b>Project Totals</b>				<b>2,270,678</b>		<b>61,402</b>	<b>0</b>	<b>2,332,080</b>

**Expenditure Schedule**

Phase	1st	2nd	3rd	4th	5th & 6th
ALL	238,620	2,063,632	29,828	0	0
<b>Totals</b>	<b>238,620</b>	<b>2,063,632</b>	<b>29,828</b>	<b>0</b>	<b>0</b>

Washington State S. T. I. P.

2024 to 2027

(Project Funds to Nearest Dollar)

MPO/RTPO: YVCOG

Y Inside

N Outside

November 17, 2023

County:

Agency: WSDOT - SC

Func Cls	Project Number	PIN	STIP ID	Imp Type	Total Project Length	Environmental Type	RW Required	Begin Termini	End Termini	Total Est. Cost of Project	STIP Amend. No.
05		524103I	524103I39	03	0.100	CE	Yes	8.75	8.85	2,378,012	

SR 241/E Edison Rd Intersection - Intersection Safety

Construct compact roundabout. Construct compact roundabout. The SR 241 and E Edison Rd intersection in Sunnyside has a potential for collisions. Construct a compact roundabout to reduce the risk of collisions.

**Funding**

Phase	Start Date	Federal	Fund Code	Federal Funds	State Fund Code	State Funds	Local Funds	Total
PE	2024		HSIP	219,218	MVA	19,062	0	238,280
RW	2025		HSIP	80,509	MVA	1,643	0	82,152
CN	2025		HSIP	2,016,428	MVA	41,152	0	2,057,580
<b>Project Totals</b>				<b>2,316,155</b>		<b>61,857</b>	<b>0</b>	<b>2,378,012</b>

**Expenditure Schedule**

Phase	1st	2nd	3rd	4th	5th & 6th
ALL	150,779	138,808	1,743,854	344,566	0
<b>Totals</b>	<b>150,779</b>	<b>138,808</b>	<b>1,743,854</b>	<b>344,566</b>	<b>0</b>

Washington State S. T. I. P.

2024 to 2027

(Project Funds to Nearest Dollar)

MPO/RTPO: YVCOG

Y Inside

N Outside

November 17, 2023

County:

Agency: WSDOT - SC

Func Cls	Project Number	PIN	STIP ID	Imp Type	Total Project Length	Environmental Type	RW Required	Begin Termini	End Termini	Total Est. Cost of Project	STIP Amend. No.
05	0410(071)	541004H	541004H39	20	3.150	CE	No	81.35	84.50	257,223	

SR 410/Miner Creek to 1 Mile E of Hells Crossing - Stormwater Retrofit

Document existing stormwater drainage improvements. Document the existing Best Management Practices (BMP) stormwater retrofit improvements previously constructed along this section of SR 410 east of Chinook Pass.

Funding

Phase	Start Date	Federal	Fund Code	Federal Funds	State Fund Code	State Funds	Local Funds	Total
CN	2024			0	MVA	37,983	0	37,983
<b>Project Totals</b>				<b>0</b>		<b>37,983</b>	<b>0</b>	<b>37,983</b>

Expenditure Schedule

Phase	1st	2nd	3rd	4th	5th & 6th
ALL	33,744	4,239	0	0	0
<b>Totals</b>	<b>33,744</b>	<b>4,239</b>	<b>0</b>	<b>0</b>	<b>0</b>

Washington State S. T. I. P.

2024 to 2027

(Project Funds to Nearest Dollar)

MPO/RTPO: YVCOG

Y Inside

N Outside

November 17, 2023

County:

Agency: WSDOT - SC

Func Cls	Project Number	PIN	STIP ID	Imp Type	Total Project Length	Environmental Type	RW Required	Begin Termini	End Termini	Total Est. Cost of Project	STIP Amend. No.
05	0410(069)	541001O	541001O39	20	0.670	EA	Yes	102.10	102.77	5,507,548	

SR 410/Rock Creek Vic - Improve Chronic Environmental Deficiency

Replace culvert, raise roadway, and realign creek. Currently SR 410 at Rock Creek experiences repeated flooding events and sediment build-up in the culvert, roughly 14 miles west of the US 12/SR 410 Wye. This project will construct a new channel for the creek to provide a larger area for sediment storage and overflow, and construct a new structure on SR 410 to minimize the risk of future flooding events.

**Funding**

Phase	Start Date	Federal Fund Code	Federal Funds		State Fund Code	State Funds	Local Funds	Total
			Federal Funds	State Funds				
RW	2024	STBG	1,272,285	MVA	25,965	0	1,298,250	
CN	2025	STBG	3,605,523	MVA	73,582	0	3,679,105	
<b>Project Totals</b>			<b>4,877,808</b>		<b>99,547</b>	<b>0</b>	<b>4,977,355</b>	

**Expenditure Schedule**

Phase	1st	2nd	3rd	4th	5th & 6th
ALL	517,559	4,022,455	437,341	0	0
<b>Totals</b>	<b>517,559</b>	<b>4,022,455</b>	<b>437,341</b>	<b>0</b>	<b>0</b>

Washington State S. T. I. P.

2024 to 2027

(Project Funds to Nearest Dollar)

MPO/RTPO: YVCOG

Y Inside

N Outside

November 17, 2023

County:

Agency: WSDOT - SC

Func Cls	Project Number	PIN	STIP ID	Imp Type	Total Project Length	Environmental Type	RW Required	Begin Termini	End Termini	Total Est. Cost of Project	STIP Amend. No.
02	0823(069)	582301Y	582301Y39	21	1.200	CE	No	1.54	2.74	811,449	

SR 823/E Naches Ave to N Wenas Rd Wye - ADA Compliance

Upgrade existing curb ramps to meet ADA Compliance. Pedestrian ADA curb ramps at various intersections on SR 823 in the city of Selah do not fully meet ADA standards. This project will upgrade the curb ramps to meet current standards, improving accessibility for all pedestrians.

Funding

Phase	Start Date	Federal	Fund Code	Federal Funds	State Fund Code	State Funds	Local Funds	Total
CN	2024			0	CWA	508,342	0	508,342
<b>Project Totals</b>				<b>0</b>		<b>508,342</b>	<b>0</b>	<b>508,342</b>

Expenditure Schedule

Phase	1st	2nd	3rd	4th	5th & 6th
ALL	489,973	18,369	0	0	0
<b>Totals</b>	<b>489,973</b>	<b>18,369</b>	<b>0</b>	<b>0</b>	<b>0</b>

Washington State S. T. I. P.

2024 to 2027

(Project Funds to Nearest Dollar)

MPO/RTPO: YVCOG

Y Inside

N Outside

November 17, 2023

County:

Agency: WSDOT - SC

Func Cls	Project Number	PIN	STIP ID	Imp Type	Total Project Length	Environmental Type	RW Required	Begin Termini	End Termini	Total Est. Cost of Project	STIP Amend. No.
02	0823(069)	582301X	582301X39	21	0.420	CE	No	0.67	1.09	322,112	

SR 823/Eleventh Ave to E Fifth Ave Vic - ADA Compliance

Upgrade existing curb ramps to meet ADA Compliance. Pedestrian ADA curb ramps at various intersections on SR 823 in the city of Selah do not fully meet ADA standards. This project will upgrade the curb ramps to meet current standards, improving accessibility for all pedestrian.

Funding

Phase	Start Date	Federal	Fund Code	Federal Funds	State Fund Code	State Funds	Local Funds	Total
CN	2024			0	CWA	247,137	0	247,137
<b>Project Totals</b>				<b>0</b>		<b>247,137</b>	<b>0</b>	<b>247,137</b>

Expenditure Schedule

Phase	1st	2nd	3rd	4th	5th & 6th
ALL	238,207	8,930	0	0	0
<b>Totals</b>	<b>238,207</b>	<b>8,930</b>	<b>0</b>	<b>0</b>	<b>0</b>

Washington State S. T. I. P.

2024 to 2027

(Project Funds to Nearest Dollar)

MPO/RTPO: YVCOG

Y Inside

N Outside

November 17, 2023

County:

Agency: WSDOT - SC

Func Cls	Project Number	PIN	STIP ID	Imp Type	Total Project Length	Environmental Type	RW Required	Begin Termini	End Termini	Total Est. Cost of Project	STIP Amend. No.
03		501219G	501219G39	21	0.160	CE	No	154.06	154.22	723,240	

US 12/0.5 Miles E of Clear Creek Falls Viewpoint - Rockfall Barrier

Construct rockfall barrier; Slope 1742. The existing rockfall fence at this location on US 12 east of White Pass is deteriorated and needs to be replaced. Remove loose debris and hazard trees from the slope and construct a new rockfall barrier to protect the highway.

Funding

Phase	Start Date	Federal Fund Code	Federal Funds	State Fund Code	State Funds	Local Funds	Total
PE	2024	NHPP	113,160	MVA	9,840	0	123,000
<b>Project Totals</b>			<b>113,160</b>		<b>9,840</b>	<b>0</b>	<b>123,000</b>

Expenditure Schedule

Phase	1st	2nd	3rd	4th	5th & 6th
PE	121,103	1,897	0	0	0
<b>Totals</b>	<b>121,103</b>	<b>1,897</b>	<b>0</b>	<b>0</b>	<b>0</b>

Washington State S. T. I. P.

2024 to 2027

(Project Funds to Nearest Dollar)

MPO/RTPO: YVCOG

Y Inside

N Outside

November 17, 2023

County:

Agency: WSDOT - SC

Func Cls	Project Number	PIN	STIP ID	Imp Type	Total Project Length	Environmental Type	RW Required	Begin Termini	End Termini	Total Est. Cost of Project	STIP Amend. No.
03		501219H	501219H39	21	0.120	CE	No	154.22	154.34	728,980	

US 12/0.7 Miles E of Clear Creek Falls Viewpoint - Rockfall Barrier

Construct rockfall barrier; Slope 1743. The existing rockfall fence at this location on US 12 east of White Pass is deteriorated and needs to be replaced. Remove loose debris and hazard trees from the slope and construct a new rockfall barrier to protect the highway.

Funding

Phase	Start Date	Federal	Fund Code	Federal Funds	State Fund Code	State Funds	Local Funds	Total
PE	2024		NHPP	109,388	MVA	9,512	0	118,900
<b>Project Totals</b>				<b>109,388</b>		<b>9,512</b>	<b>0</b>	<b>118,900</b>

Expenditure Schedule

Phase	1st	2nd	3rd	4th	5th & 6th
PE	117,764	1,136	0	0	0
<b>Totals</b>	<b>117,764</b>	<b>1,136</b>	<b>0</b>	<b>0</b>	<b>0</b>



Washington State S. T. I. P.

2024 to 2027

(Project Funds to Nearest Dollar)

MPO/RTPO: YVCOG

Y Inside

N Outside

November 17, 2023

County:

Agency: WSDOT - SC

Func Cls	Project Number	PIN	STIP ID	Imp Type	Total Project Length	Environmental Type	RW Required	Begin Termini	End Termini	Total Est. Cost of Project	STIP Amend. No.
03		501219I	501219I39	21	0.240	CE	No	156.32	156.56	1,179,160	

US 12/2.6 Miles W of Indian Creek - Rockfall Barrier

Construct rockfall barrier; Slope 1756. The existing rockfall fence at this location on US 12 east of White Pass is deteriorated and needs to be replaced. Remove loose debris and hazard trees from the slope and construct a new rockfall barrier to protect the highway.

Funding

Phase	Start Date	Federal Fund Code	Federal Funds	State Fund Code	State Funds	Local Funds	Total
PE	2024	NHPP	188,600	MVA	16,400	0	205,000
<b>Project Totals</b>			<b>188,600</b>		<b>16,400</b>	<b>0</b>	<b>205,000</b>

Expenditure Schedule

Phase	1st	2nd	3rd	4th	5th & 6th
PE	185,565	19,435	0	0	0
<b>Totals</b>	<b>185,565</b>	<b>19,435</b>	<b>0</b>	<b>0</b>	<b>0</b>

Washington State S. T. I. P.

2024 to 2027

(Project Funds to Nearest Dollar)

MPO/RTPO: YVCOG

Y Inside

N Outside

November 17, 2023

County:

Agency: WSDOT - SC

Func Cls	Project Number	PIN	STIP ID	Imp Type	Total Project Length	Environmental Type	RW Required	Begin Termini	End Termini	Total Est. Cost of Project	STIP Amend. No.
03		501216Z	501216Z39	21	0.400	CE	No	198.95	199.35	1,154,316	

US 12/Ackley Rd/Clover Lane - Intersection Safety Improvements

Construct intersection improvements. The intersection of Ackley Road/Clover Lane and US 12 west of Yakima has the potential for collisions involving right turns onto US 12. This project will construct an eastbound right turn acceleration lane on US 12 to prevent freight and passenger vehicle collisions at this intersection.

Funding

Phase	Start Date	Federal Fund Code	Federal Funds		State Fund Code	State Funds	Local Funds	Total
			Federal	Fund Code				
PE	2024	HSIP	65,903		MVA	2,746	0	68,649
CN	2024	HSIP	1,063,954		MVA	21,713	0	1,085,667
<b>Project Totals</b>			<b>1,129,857</b>			<b>24,459</b>	<b>0</b>	<b>1,154,316</b>

Expenditure Schedule

Phase	1st	2nd	3rd	4th	5th & 6th
ALL	95,340	1,035,975	23,001	0	0
<b>Totals</b>	<b>95,340</b>	<b>1,035,975</b>	<b>23,001</b>	<b>0</b>	<b>0</b>

Washington State S. T. I. P.

2024 to 2027

(Project Funds to Nearest Dollar)

MPO/RTPO: YVCOG

Y Inside

N Outside

November 17, 2023

County:

Agency: WSDOT - SC

Func Cls	Project Number	PIN	STIP ID	Imp Type	Total Project Length	Environmental Type	RW Required	Begin Termini	End Termini	Total Est. Cost of Project	STIP Amend. No.
03		501216X	501216X39	21	0.400	CE	No	195.27	195.67	3,401,872	

US 12/Eschbach Rd - Intersection Safety Improvements

Construct intersection improvements. The intersection of Eschbach Road and US 12 west of Yakima has the potential for collisions involving left turns onto US 12. This project will construct an eastbound left turn acceleration lane on US 12 to prevent freight and passenger vehicle collisions at this intersection.

Funding

Phase	Start Date	Federal Fund Code	Federal Funds		State Fund Code	State Funds	Local Funds	Total
			Federal	Fund Code				
PE	2024	HSIP	270,980		MVA	23,564	0	294,544
CN	2024	HSIP	3,045,182		MVA	62,146	0	3,107,328
<b>Project Totals</b>			<b>3,316,162</b>			<b>85,710</b>	<b>0</b>	<b>3,401,872</b>

Expenditure Schedule

Phase	1st	2nd	3rd	4th	5th & 6th
ALL	3,401,872	0	0	0	0
<b>Totals</b>	<b>3,401,872</b>	<b>0</b>	<b>0</b>	<b>0</b>	<b>0</b>

Washington State S. T. I. P.

2024 to 2027

(Project Funds to Nearest Dollar)

MPO/RTPO: YVCOG

Y Inside

N Outside

November 17, 2023

County:

Agency: WSDOT - SC

Func Cls	Project Number	PIN	STIP ID	Imp Type	Total Project Length	Environmental Type	RW Required	Begin Termini	End Termini	Total Est. Cost of Project	STIP Amend. No.
03		501208Z	501208Z39	21	6.000	CE	No	160.00	166.00	962,270	

US 12/Rimrock Lake Vicinity - Culvert Lining

Install culvert lining and repair erosion. Existing culverts within the project limits are deteriorating and have erosion issues. This project will install culvert linings and repair erosion to maintain culvert flow and prevent deterioration and erosion.

Funding

Phase	Start Date	Federal Fund Code	Federal Funds	State Fund Code	State Funds	Local Funds	Total
PE	2024	NHPP	179,170	MVA	15,580	0	194,750
<b>Project Totals</b>			<b>179,170</b>		<b>15,580</b>	<b>0</b>	<b>194,750</b>

Expenditure Schedule

Phase	1st	2nd	3rd	4th	5th & 6th
PE	186,510	8,240	0	0	0
<b>Totals</b>	<b>186,510</b>	<b>8,240</b>	<b>0</b>	<b>0</b>	<b>0</b>

Washington State S. T. I. P.

2024 to 2027

(Project Funds to Nearest Dollar)

MPO/RTPO: YVCOG

Y Inside

N Outside

November 17, 2023

County:

Agency: WSDOT - SC

Func Cls	Project Number	PIN	STIP ID	Imp Type	Total Project Length	Environmental Type	RW Required	Begin Termini	End Termini	Total Est. Cost of Project	STIP Amend. No.
03		501208I	501208I39	21	15.000	CE	No	148.00	163.00	500,815	

US 12/White Pass Vicinity - Culvert Lining

Install culvert lining and repair erosion. Existing culverts within the project limits are deteriorating and have erosion issues. This project will install culvert linings and repair erosion to maintain culvert flow and prevent deterioration and erosion. This project is split equally between Lewis and Yakima counties. This record is for the Yakima county portion of the project.

Funding

Phase	Start Date	Federal Fund Code	Federal Funds		State Fund Code	State Funds	Local Funds	Total
PE	2024	NHPP	89,585		MVA	7,790	0	97,375
<b>Project Totals</b>			<b>89,585</b>			<b>7,790</b>	<b>0</b>	<b>97,375</b>

Expenditure Schedule

Phase	1st	2nd	3rd	4th	5th & 6th
PE	95,115	2,260	0	0	0
<b>Totals</b>	<b>95,115</b>	<b>2,260</b>	<b>0</b>	<b>0</b>	<b>0</b>

Washington State S. T. I. P.

2024 to 2027

(Project Funds to Nearest Dollar)

MPO/RTPO: YVCOG

Y Inside

N Outside

November 17, 2023

County:

Agency: WSDOT - SC

Func Cls	Project Number	PIN	STIP ID	Imp Type	Total Project Length	Environmental Type	RW Required	Begin Termini	End Termini	Total Est. Cost of Project	STIP Amend. No.
03	0097(175)	509704S	509704S39	21	0.260	DCE	Yes	74.40	74.66	5,869,371	

US 97/Lateral A Intersection - Intersection Improvements

Construct roundabout. WSDOT has identified the US 97/Lateral A intersection with high potential for serious collisions. This will replace the existing three-leg signal with a roundabout and/or other intersection improvements. These improvements will reduce the potential for serious collisions.

Funding

Phase	Start Date	Federal Fund Code	Federal Funds		State Fund Code	State Funds	Local Funds	Total
			Federal Funds	State Funds				
CN	2024	HSIP	5,021,882		MVA	102,488	0	5,124,370
<b>Project Totals</b>			<b>5,021,882</b>			<b>102,488</b>	<b>0</b>	<b>5,124,370</b>

Expenditure Schedule

Phase	1st	2nd	3rd	4th	5th & 6th
ALL	4,949,916	174,454	0	0	0
<b>Totals</b>	<b>4,949,916</b>	<b>174,454</b>	<b>0</b>	<b>0</b>	<b>0</b>

Washington State S. T. I. P.

2024 to 2027

(Project Funds to Nearest Dollar)

MPO/RTPO: YVCOG

Y Inside

N Outside

November 17, 2023

County:

Agency: WSDOT - SC

Func Cls	Project Number	PIN	STIP ID	Imp Type	Total Project Length	Environmental Type	RW Required	Begin Termini	End Termini	Total Est. Cost of Project	STIP Amend. No.
04	0097(177)	509705H	509705H39	21	0.420	DCE	Yes	62.59	63.01	8,584,511	

US 97/Robbins Rd - Intersection Improvements

Construct roundabout. The intersection of Buster Rd and Ward Rd on four-lane US 97 east of Wapato have been identified as a locations with a history of collision proposes to reduce the risk of collisions on US 97 by closing the current access points at Buster Rd and Ward Rd, then creating a new access point by extending Robbins Rd north until it intersects US 97. Installing a double lane roundabout at this new access point and upgrade signing, delineation, barrier, and illumination. This will enhance traffic flow through the local network and provide safe access to US 97 and reduce the risk of collisions.

**Funding**

Phase	Start Date	Federal Fund Code	Federal Funds		State Fund Code	State Funds	Local Funds	Total
PE	2024	HSIP	914,099		MVA	38,087	0	952,186
RW	2024	HSIP	134,162		MVA	2,738	0	136,900
CN	2026	HSIP	7,249,658		MVA	147,952	0	7,397,610
<b>Project Totals</b>			<b>8,297,919</b>			<b>188,777</b>	<b>0</b>	<b>8,486,696</b>

**Expenditure Schedule**

Phase	1st	2nd	3rd	4th	5th & 6th
ALL	7,800	357,010	636,195	7,369,417	116,274
<b>Totals</b>	<b>7,800</b>	<b>357,010</b>	<b>636,195</b>	<b>7,369,417</b>	<b>116,274</b>

	Federal Funds	State Funds	Local Funds	Total
<b>Agency Totals for WSDOT - SC</b>	<b>32,670,515</b>	<b>82,515,034</b>	<b>0</b>	<b>115,185,549</b>

Washington State S. T. I. P.

2024 to 2027

(Project Funds to Nearest Dollar)

MPO/RTPO: YVCOG

Y Inside

N Outside

November 17, 2023

County: Yakima

Agency: Yakima

Func Cls	Project Number	PIN	STIP ID	Imp Type	Total Project Length	Environmental Type	RW Required	Begin Termini	End Termini	Total Est. Cost of Project	STIP Amend. No.
03	000S(662)		YAK115	04	0.100	CE	No	5th Ave & D St I/S	and Citywide	317,000	

2023 City Safety - Systemic Pedestrian Safety Improvements, Signal Upgrades; Curb Extensions at 5th Ave. and 'D' St. I/S

Upgrade signal controllers at 10 intersections to allow for leading pedestrian intervals. Install curb extensions at the intersection of 5th Avenue and 'D' St. to improve pedestrian safety.

Funding

Phase	Start Date	Federal	Fund Code	Federal Funds	State Fund Code	State Funds	Local Funds	Total
CN	2024		HSIP	265,000		0	7,000	272,000
<b>Project Totals</b>				<b>265,000</b>		<b>0</b>	<b>7,000</b>	<b>272,000</b>

Expenditure Schedule

Phase	1st	2nd	3rd	4th	5th & 6th
CN	272,000	0	0	0	0
<b>Totals</b>	<b>272,000</b>	<b>0</b>	<b>0</b>	<b>0</b>	<b>0</b>



Washington State S. T. I. P.

2024 to 2027

(Project Funds to Nearest Dollar)

MPO/RTPO: YVCOG

Y Inside

N Outside

November 17, 2023

County: Yakima

Agency: Yakima

Func Cls	Project Number	PIN	STIP ID	Imp Type	Total Project Length	Environmental Type	RW Required	Begin Termini	End Termini	Total Est. Cost of Project	STIP Amend. No.
00	1485(027)		WA-15060	05	0.850	CE	No	N 6th Avenue	Willow Street	500,000	

2024 Northside Alley Paving

The city of Yakima will pave approximately 4500 LF of north/south alleys between N 6th Avenue and N 3rd Avenue, from W 'D' Street to Willow Street.

Project is fully funded with federal funds using Toll Credit as local match.

**Funding**

Phase	Start Date	Federal Fund Code	Federal Funds		Local Funds	Total
			State Fund Code	State Funds		
CN	2024	CMAQ		450,000	0	450,000
<b>Project Totals</b>				<b>450,000</b>	<b>0</b>	<b>450,000</b>

**Expenditure Schedule**

Phase	1st	2nd	3rd	4th	5th & 6th
CN	450,000	0	0	0	0
<b>Totals</b>	<b>450,000</b>	<b>0</b>	<b>0</b>	<b>0</b>	<b>0</b>

Washington State S. T. I. P.

2024 to 2027

(Project Funds to Nearest Dollar)

MPO/RTPO: YVCOG

Y Inside

N Outside

November 17, 2023

County: Yakima

Agency: Yakima

Func Cls	Project Number	PIN	STIP ID	Imp Type	Total Project Length	Environmental Type	RW Required	Begin Termini	End Termini	Total Est. Cost of Project	STIP Amend. No.
03	000S(473)		YAK44	21	0.200	CE	Yes	River Road	Fruitvale Boulevard	2,800,000	

34th Avenue & Fruitvale Boulevard, and 34th Avenue and River Road Roundabouts

Improve the intersections of River Road & Fruitvale Boulevard, and N. 34th Avenue and River Road by installing roundabouts.

**Funding**

Phase	Start Date	Federal Fund Code	Federal Funds		State Fund Code	State Funds	Local Funds	Total
			Federal	Fund Code				
CN	2024	HSIP	861,454	WSDOT	601,400	338,546	1,801,400	
CN	2024	NHFP	228,000		0	0	228,000	
<b>Project Totals</b>			<b>1,089,454</b>		<b>601,400</b>	<b>338,546</b>	<b>2,029,400</b>	

**Expenditure Schedule**

Phase	1st	2nd	3rd	4th	5th & 6th
CN	2,029,400	0	0	0	0
<b>Totals</b>	<b>2,029,400</b>	<b>0</b>	<b>0</b>	<b>0</b>	<b>0</b>

Washington State S. T. I. P.

2024 to 2027

(Project Funds to Nearest Dollar)

MPO/RTPO: YVCOG

Y Inside

N Outside

November 17, 2023

County: Yakima

Agency: Yakima

Func Cls	Project Number	PIN	STIP ID	Imp Type	Total Project Length	Environmental Type	RW Required	Begin Termini	End Termini	Total Est. Cost of Project	STIP Amend. No.
03	4566(007)		2143	03		CE	Yes	E Nob Hill Blvd	Fair Ave	1,917,527	

E Nob Hill Blvd & Fair Ave I/S Improvements

Widen Nob Hill Boulevard through the intersection, construct left-turn lane, curb, gutter, sidewalk, street lighting and drainage. Upgrade signal, including mast arm structures.

**Funding**

Phase	Start Date	Federal	Fund Code	Federal Funds	State Fund Code	State Funds	Local Funds	Total
CN	2024		STBG(UM)	1,175,110		0	189,831	1,364,941
<b>Project Totals</b>				<b>1,175,110</b>		<b>0</b>	<b>189,831</b>	<b>1,364,941</b>

**Expenditure Schedule**

Phase	1st	2nd	3rd	4th	5th & 6th
CN	1,364,941	0	0	0	0
<b>Totals</b>	<b>1,364,941</b>	<b>0</b>	<b>0</b>	<b>0</b>	<b>0</b>

	Federal Funds	State Funds	Local Funds	Total
<b>Agency Totals for Yakima</b>	<b>2,979,564</b>	<b>601,400</b>	<b>535,377</b>	<b>4,116,341</b>

Washington State S. T. I. P.

2024 to 2027

(Project Funds to Nearest Dollar)

MPO/RTPO: YVCOG

Y Inside

N Outside

November 17, 2023

County: Yakima

Agency: Yakima Transit

Func Cls	Project Number	PIN	STIP ID	Imp Type	Total Project Length	Environmental Type	RW Required	Begin Termini	End Termini	Total Est. Cost of Project	STIP Amend. No.
00			5307FTAOP	23		CE	No	N/A	N/A	36,000,000	

Annual Federal Fiscal Year FTA Operating Assistance 5307 - Fixed Route Service

Annual FTA Transit section 5307 Operating Assistance. FY2023, 5307 amount of \$2,900,000 to cover calendar year 2023/2024 and onward expenses.

**Funding**

Phase	Start Date	Federal	Fund Code	Federal Funds	State Fund Code	State Funds	Local Funds	Total
PL	2024		5307	5,801,725		0	5,801,725	11,603,450
PL	2025		5307	3,000,000		0	3,000,000	6,000,000
<b>Project Totals</b>				<b>8,801,725</b>		<b>0</b>	<b>8,801,725</b>	<b>17,603,450</b>

**Expenditure Schedule**

Phase	1st	2nd	3rd	4th	5th & 6th
PL	11,603,450	6,000,000	0	0	0
<b>Totals</b>	<b>11,603,450</b>	<b>6,000,000</b>	<b>0</b>	<b>0</b>	<b>0</b>

Washington State S. T. I. P.

2024 to 2027

(Project Funds to Nearest Dollar)

MPO/RTPO: YVCOG

Y Inside

N Outside

November 17, 2023

County: Yakima

Agency: Yakima Transit

Func Cls	Project Number	PIN	STIP ID	Imp Type	Total Project Length	Environmental Type	RW Required	Begin Termini	End Termini	Total Est. Cost of Project	STIP Amend. No.
00			FTA 5339	23		CE	No	N/A	N/A	5,000,000	

Annual FTA 5339 Assistance - Bus and Bus Facilities Equip

Annual 5339 Funding for Bus/Facility Equipment and upgrades

Funding

Phase	Start Date	Federal Fund Code	Federal Funds	State Fund Code	State Funds	Local Funds	Total
CN	2024	5339	690,000		0	690,000	1,380,000
<b>Project Totals</b>			<b>690,000</b>		<b>0</b>	<b>690,000</b>	<b>1,380,000</b>

Expenditure Schedule

Phase	1st	2nd	3rd	4th	5th & 6th
CN	1,380,000	0	0	0	0
<b>Totals</b>	<b>1,380,000</b>	<b>0</b>	<b>0</b>	<b>0</b>	<b>0</b>

Washington State S. T. I. P.

2024 to 2027

(Project Funds to Nearest Dollar)

MPO/RTPO: YVCOG

Y Inside

N Outside

November 17, 2023

County: Yakima

Agency: Yakima Transit

Func Cls	Project Number	PIN	STIP ID	Imp Type	Total Project Length	Environmental Type	RW Required	Begin Termini	End Termini	Total Est. Cost of Project	STIP Amend. No.
00			DARVan22	23		CE	No	N/A	N/A	367,454	

Paratransit Vehicle Replacement

Replacement of approximately 4 vehicles in the Yakima Transit Paratransit fleet. Vehicle type is ADA accessible vans or similar vehicle type. This project will use \$251,648 of FY2019 Section 5339 funding and approximately \$60,688 of FY2020 Section 5339 funding.

Funding

Phase	Start Date	Federal Fund Code	Federal Funds	State Fund Code	State Funds	Local Funds	Total
ALL	2024	5339	312,336		0	55,118	367,454
<b>Project Totals</b>			<b>312,336</b>		<b>0</b>	<b>55,118</b>	<b>367,454</b>

Expenditure Schedule

Phase	1st	2nd	3rd	4th	5th & 6th
ALL	367,454	0	0	0	0
<b>Totals</b>	<b>367,454</b>	<b>0</b>	<b>0</b>	<b>0</b>	<b>0</b>

Washington State S. T. I. P.

2024 to 2027

(Project Funds to Nearest Dollar)

MPO/RTPO: YVCOG

Y Inside

N Outside

November 17, 2023

County: Yakima

Agency: Yakima Transit

Func Cls	Project Number	PIN	STIP ID	Imp Type	Total Project Length	Environmental Type	RW Required	Begin Termini	End Termini	Total Est. Cost of Project	STIP Amend. No.
00			DARVAN2024	23		CE	No	N/A	N/A	1,000,000	

Paratransit Vehicle Replacement 2024

This is a grant to purchase up to 10 new paratransit vans for our Paratransit service.

**Funding**

Phase	Start Date	Federal	Fund Code	Federal Funds	State Fund Code	State Funds	Local Funds	Total
ALL	2024			0	WSDOT	760,000	152,000	912,000
<b>Project Totals</b>				<b>0</b>		<b>760,000</b>	<b>152,000</b>	<b>912,000</b>

**Expenditure Schedule**

Phase	1st	2nd	3rd	4th	5th & 6th
ALL	912,000	0	0	0	0
<b>Totals</b>	<b>912,000</b>	<b>0</b>	<b>0</b>	<b>0</b>	<b>0</b>

	Federal Funds	State Funds	Local Funds	Total
<b>Agency Totals for Yakima Transit</b>	<b>9,804,061</b>	<b>760,000</b>	<b>9,698,843</b>	<b>20,262,904</b>

Washington State S. T. I. P.

2024 to 2027

(Project Funds to Nearest Dollar)

MPO/RTPO: YVCOG

Y Inside

N Outside

November 17, 2023

County: Yakima

Agency: YVCOG

Func Cls	Project Number	PIN	STIP ID	Imp Type	Total Project Length	Environmental Type	RW Required	Begin Termini	End Termini	Total Est. Cost of Project	STIP Amend. No.
00			YVCOG-AnPI	18	0.000	CE	No	0	0	4,500,000	

YVCOG Annual UPWP Planning Program

This program will support regional transportation planning tasks outlined in YVCOG's Annual SFY (July-June) Unified Planning Work Program (UPWP); including YVCOG's regional traffic counter, traffic modeling, and Traffic data acquisition and archiving programs.

**Funding**

Phase	Start Date	Federal	Fund Code	Federal Funds	State Fund Code	State Funds	Local Funds	Total
PL	2024		STBG(UM)	750,000		0	117,500	867,500
PL	2025		STBG(UM)	600,000		0	94,000	694,000
PL	2026		STBG(UM)	600,000		0	94,000	694,000
PL	2027		STBG(UM)	600,000		0	94,000	694,000
<b>Project Totals</b>				<b>2,550,000</b>		<b>0</b>	<b>399,500</b>	<b>2,949,500</b>

**Expenditure Schedule**

Phase	1st	2nd	3rd	4th	5th & 6th
PL	867,500	694,000	694,000	694,000	1,388,000
<b>Totals</b>	<b>867,500</b>	<b>694,000</b>	<b>694,000</b>	<b>694,000</b>	<b>1,388,000</b>

	Federal Funds	State Funds	Local Funds	Total
<b>Agency Totals for YVCOG</b>	<b>2,550,000</b>	<b>0</b>	<b>399,500</b>	<b>2,949,500</b>



Washington State S. T. I. P.

2024 to 2027

(Project Funds to Nearest Dollar)

MPO/RTPO: YVCOG

Y Inside

N Outside

November 17, 2023

County: Yakima

Agency: Zillah

Func Cls	Project Number	PIN	STIP ID	Imp Type	Total Project Length	Environmental Type	RW Required	Begin Termini	End Termini	Total Est. Cost of Project	STIP Amend. No.
06			ZIL2022-03	28	0.090	CE	Yes	Concord St	Reo Dr.	417,120	

Third Avenue Sidewalk Improvements

New Construction of approx. 400 LF of sidewalk and ADA compliance ramps along Third Ave. (closing a gap).  
Project is fully funded with federal funds using Toll Credit as local match.

**Funding**

Phase	Start Date	Federal	Fund Code	Federal Funds	State Fund Code	State Funds	Local Funds	Total
PE	2024		TA(US)	124,940		0	0	124,940
RW	2024		TA(US)	30,000		0	0	30,000
CN	2025		TA(US)	262,180		0	0	262,180
<b>Project Totals</b>				<b>417,120</b>		<b>0</b>	<b>0</b>	<b>417,120</b>

**Expenditure Schedule**

Phase	1st	2nd	3rd	4th	5th & 6th
PE	124,940	0	0	0	0
RW	30,000	0	0	0	0
CN	0	262,180	0	0	0
<b>Totals</b>	<b>154,940</b>	<b>262,180</b>	<b>0</b>	<b>0</b>	<b>0</b>

	Federal Funds	State Funds	Local Funds	Total
<b>Agency Totals for Zillah</b>	<b>417,120</b>	<b>0</b>	<b>0</b>	<b>417,120</b>