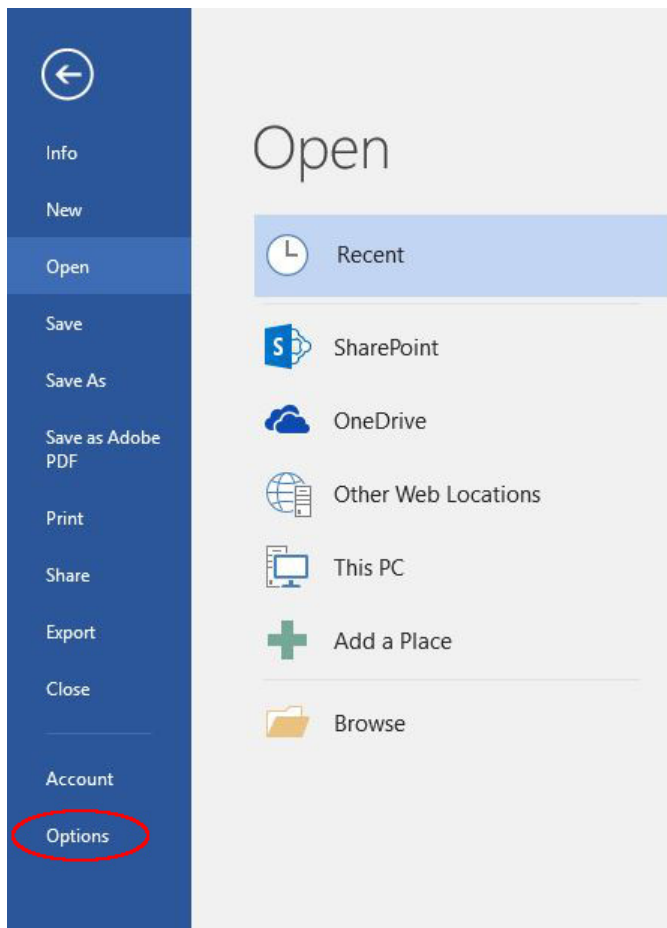


Initial Settings in PS&E for Word 2013-2016

PS&E will generate errors on open if we do not make a few changes

1. Compatibility Mode
2. Live Preview
3. Reading View
4. Start Screen

To disable Live Preview, Reading View, and Start Screen. **Go to File – Options.**



Then

Deselect the items indicated below

Word Options

General

Display

Proofing

Save

Language


Advanced

Customize Ribbon

Quick Access Toolbar

Add-ins

Trust Center

 General options for working with Word.

User Interface options

Show Mini-Toolbar on selection ⓘ

Enable Live Preview ⓘ

Update document content while drugging ⓘ

ScreenTip style: ▾

Personalize your copy of Microsoft Office

User name:

Initials:

Always use these values regardless of sign in to Office.

Office Background: ▾

Office Theme: ▾

Start up options

Choose the extensions you want Word to open by default:

Tell me if Microsoft Word isn't the default program for viewing and editing documents.

Open e-mail attachments and other uneditable files in reading view ⓘ

Show the Start screen when this application starts

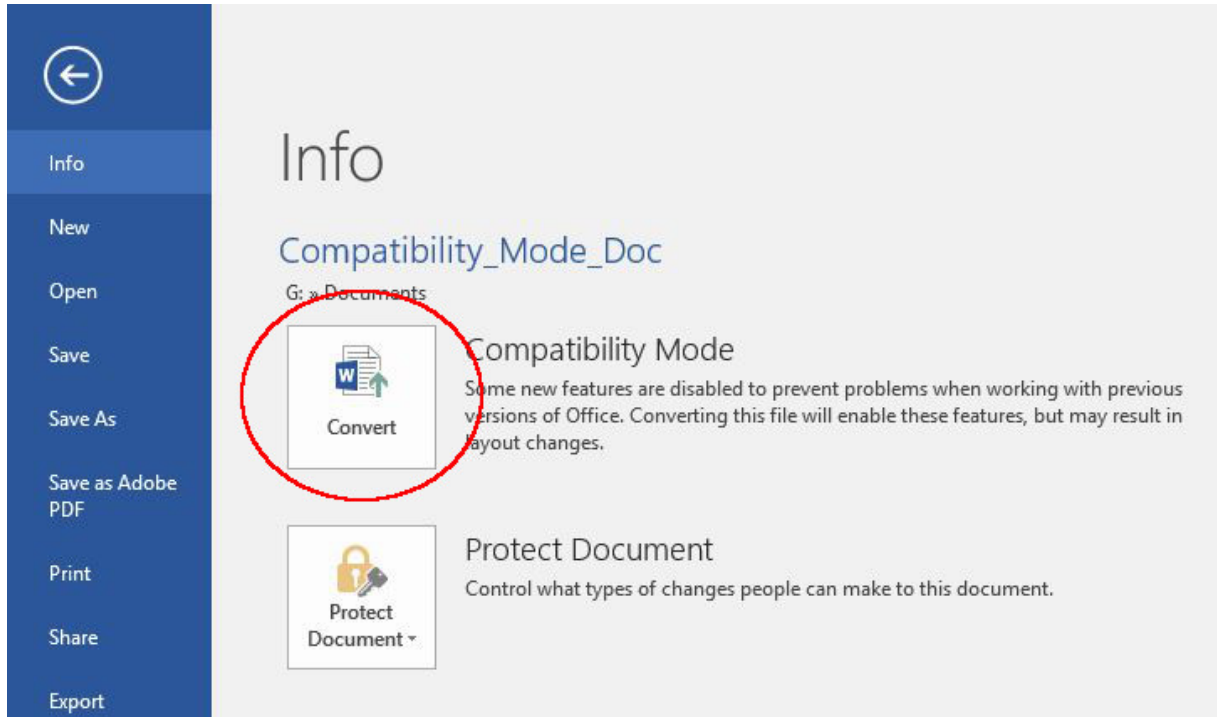
Real-time collaboration options

When working with others, I want to automatically share my changes: ▾

Show names on presence flags

To upgrade a document that is displaying in Compatibility Mode. **Go to File – Options**

Then select **Convert**



Then select **OK**

