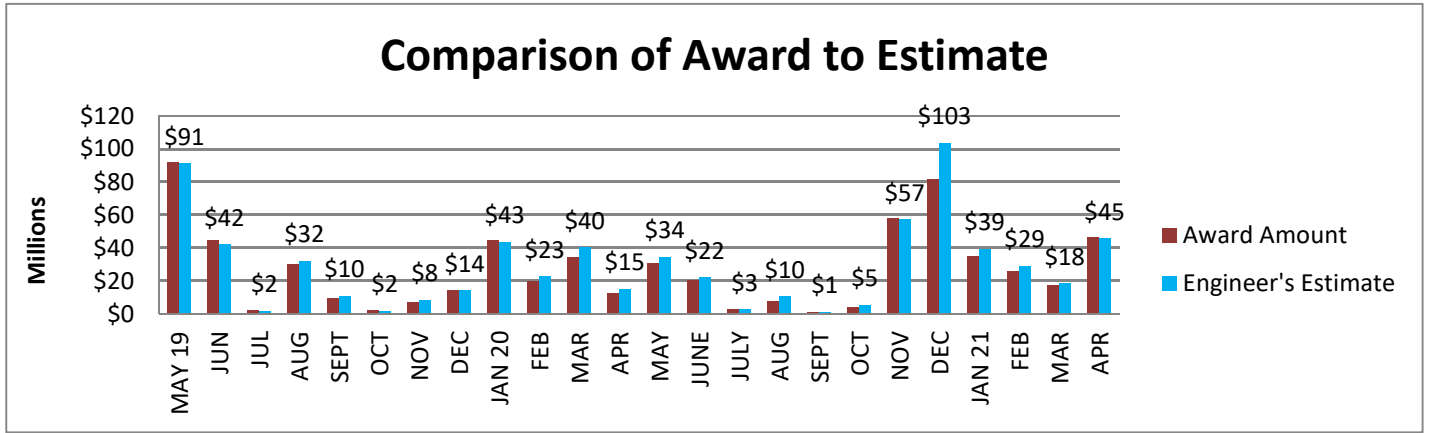


## Awarded Design Bid-Build Contracts: Award to Estimate with Average Number of Bidders by Month May 2019 - April 2021



Month	Average Number of Bidders	Number of Projects	Engineer's Estimate	Contract Award Amount	Percent Difference Between Estimate and Award
May	3	14	\$90,943,628.00	\$92,031,185.00	1.2
June	3	11	\$41,831,401.00	\$44,422,886.00	6.2
July	4	3	\$1,707,391.00	\$1,756,071.00	2.9
August	4	5	\$31,841,973.00	\$29,721,793.00	-6.7
September	5	4	\$10,432,638.00	\$9,614,977.00	-7.8
October	8	1	\$1,524,717.00	\$1,788,863.00	17.3
November	4	6	\$8,123,551.00	\$7,079,566.00	-12.9
December	4	6	\$13,836,162.00	\$14,038,164.00	1.5
January-20	3	11	\$43,314,305.00	\$44,461,471.00	2.6
February	5	10	\$22,617,249.00	\$19,448,139.00	-14
March	5	5	\$40,184,808.00	\$34,324,550.00	-14.6
April	4	11	\$14,815,642.00	\$12,282,952.00	-17.1
May	3	12	\$34,337,191.00	\$30,675,287.00	-10.7
June	5	8	\$21,904,179.00	\$20,511,844.00	-6.4
July	4	3	\$2,502,440.00	\$2,484,450.00	-0.7
August	4	6	\$10,409,043.00	\$7,478,581.00	-28.2
September	4	2	\$815,020.00	\$728,554.00	-10.6
October	5	4	\$4,999,176.00	\$3,910,663.00	-21.8
November	4	6	\$56,977,221.00	\$57,966,138.00	1.7
December	5	12	\$103,483,514.00	\$81,525,699.00	-21.2
January-21	4	12	\$39,172,832.00	\$34,613,080.00	-11.6
February	4	8	\$28,861,805.00	\$25,599,455.00	-11.3
March	4	11	\$18,183,611.00	\$17,200,183.00	-5.4
April	4	15	\$45,490,765.00	\$46,553,976.00	2.3

Note: Does not include Design Build, Emergency Contracts, On-Call, Single Source or Region Level Small Works Projects

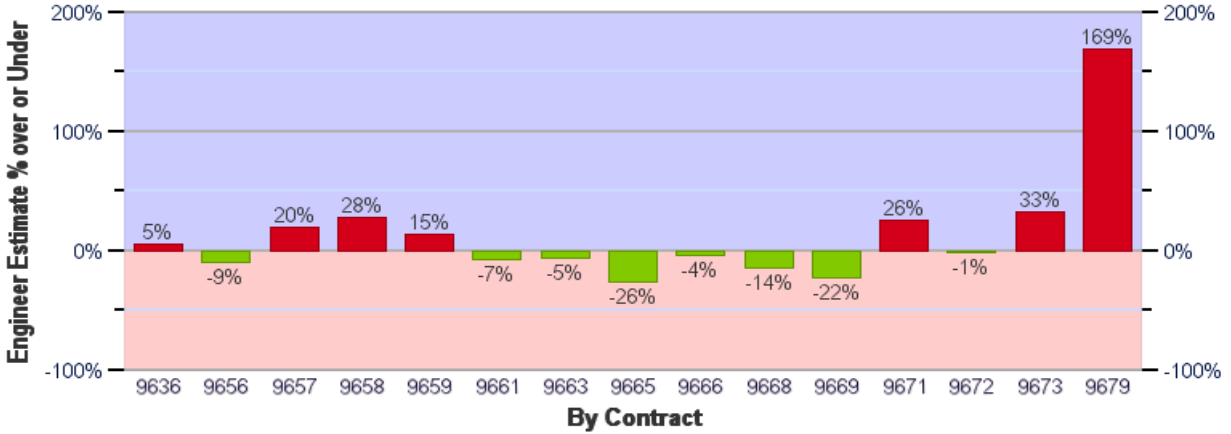


**Washington State  
Department of Transportation**

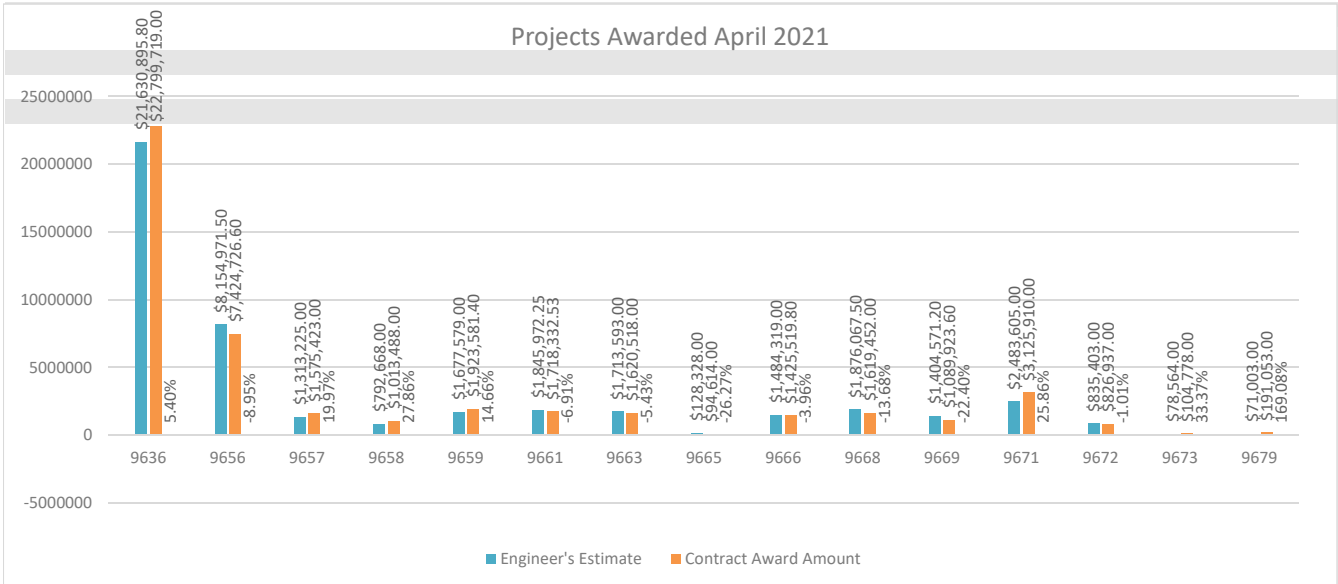
For more information, please contact Kari Beardslee from the WSDOT Design Office at [beardsk@wsdot.wa.gov](mailto:beardsk@wsdot.wa.gov)

## Award to Estimate Comparison with the Number of Bidders for April 2021

### Engineers Est Over/Under



Contract Number	Title	Award Date	Number of Bidders	Engineer's Estimate	Contract Award Amount	Over / Under Percent
9636	Sr 410 To Sr 18 Congestion Management	4/2/2021	4	\$21,630,895.80	\$22,799,719.00	5.40%
9656	Sr 204 Intersection Improvements (Stage 2)	4/1/2021	4	\$8,154,971.50	\$7,424,726.60	-8.95%
9657	I-5 Et Al, Nw Regionwide Camera Replacem	4/1/2021	4	\$1,313,225.00	\$1,575,423.00	19.97%
9658	Olympic Region, Region Wide Crack Sealin	4/6/2021	4	\$792,668.00	\$1,013,488.00	27.86%
9659	Northwest Region Hma Crack Seal And Pav	4/1/2021	2	\$1,677,579.00	\$1,923,581.40	14.66%
9661	Us 12, Dodd Rd Vicinity To Wallula Vicinity	4/2/2021	3	\$1,845,972.25	\$1,718,332.53	-6.91%
9663	Off-Shore Maintenance	4/19/2021	3	\$1,713,593.00	\$1,620,518.00	-5.43%
9665	Sr 500 To I-205 Nb Ramp Meter Modificatio	4/14/2021	2	\$128,328.00	\$94,614.00	-26.27%
9666	Unnamed Tributary To Pilchuck Creek Fish	4/12/2021	6	\$1,484,319.00	\$1,425,519.80	-3.96%
9668	Logan Creek Fish Passage	4/12/2021	5	\$1,876,067.50	\$1,619,452.00	-13.68%
9669	Grass Cr Br To Conner Cr Br Chip Seal Re-	4/14/2021	3	\$1,404,571.20	\$1,089,923.60	-22.40%
9671	Federal Way To Bellingham Selected Pccp	4/29/2021	4	\$2,483,605.00	\$3,125,910.00	25.86%
9672	Kamm Ditch Fish Passage	4/26/2021	6	\$835,403.00	\$826,937.00	-1.01%
9673	Sr 167 Completion Demo 7	4/27/2021	4	\$78,564.00	\$104,778.00	33.37%
9679	Hood Canal Bridge Trash Gate Rehabilitatio	4/27/2021	1	\$71,003.00	\$191,053.00	169.08%



**Washington State  
Department of Transportation**

For more information, please contact Kari Beardslee from the WSDOT Design Office at [beardsk@wsdot.wa.gov](mailto:beardsk@wsdot.wa.gov)