





Legend

Strategic Waterway Freight Corridors  **Ports**

-  W-1: More than 25 million tons
-  W-2: 10 million to 25 million tons
-  W-3: 5 million to 10 million tons
-  W-4: 2.5 million to 5 million tons

