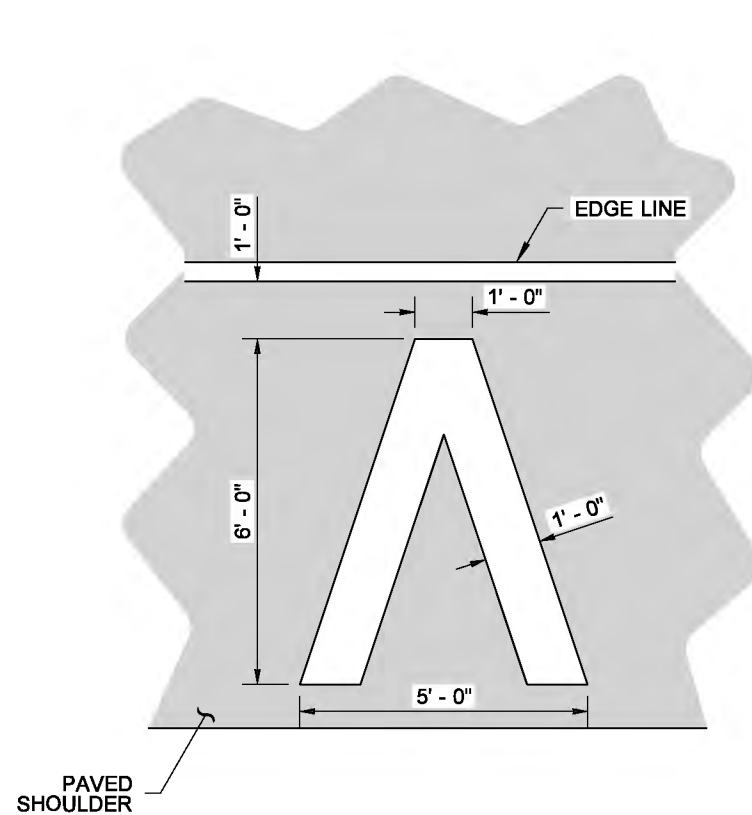
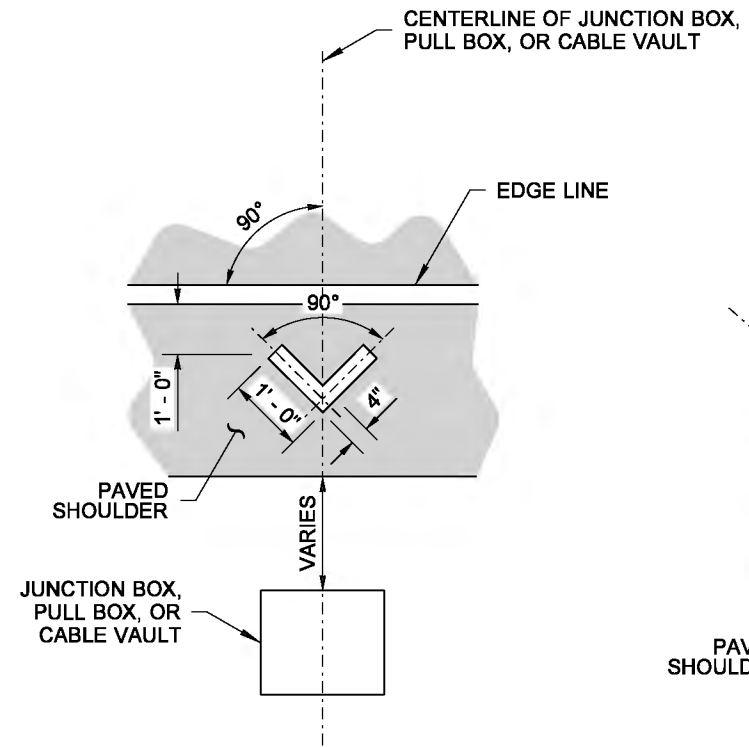


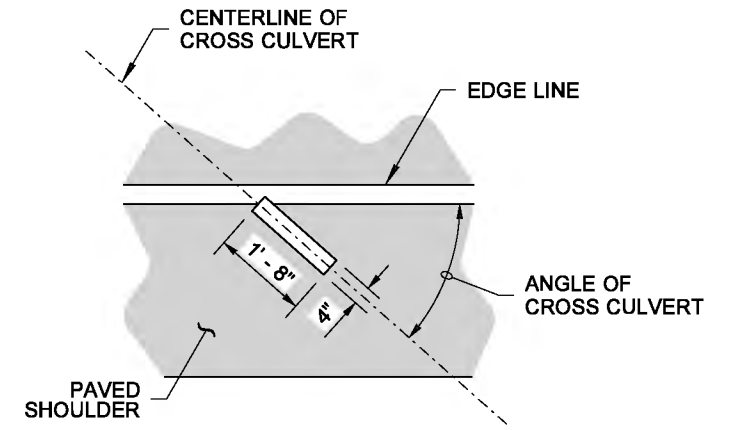
STOP LINE



MARKING AREA = 11.73 SQ.FT.
HALF-MILE MARKER

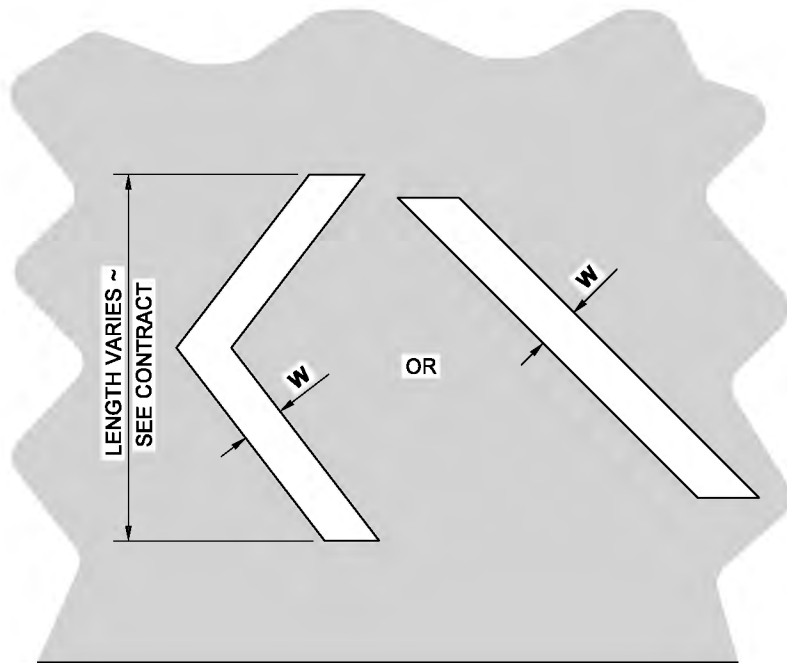


MARKING AREA = 0.56 SQ. FT.
**JUNCTION BOX, PULL BOX,
OR CABLE VAULT MARKINGS**



MARKING AREA = 0.56 SQ.FT.
CROSS CULVERT

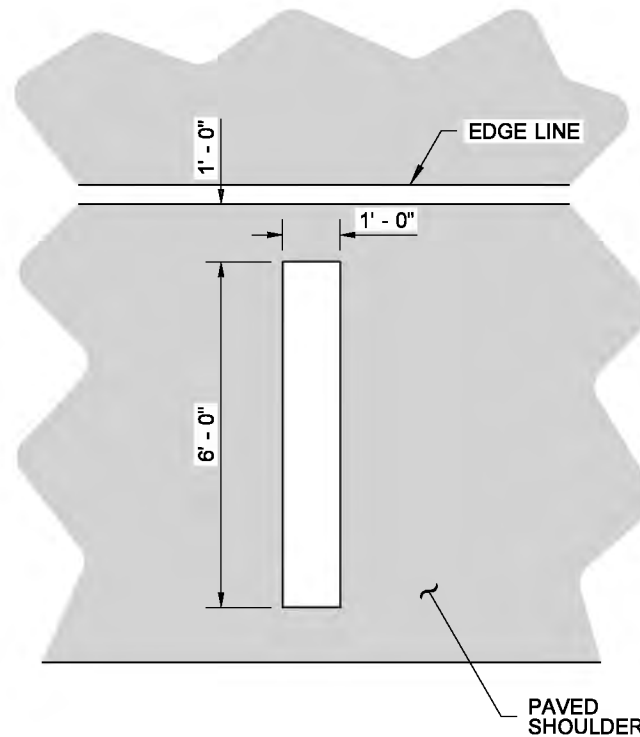
DRAINAGE MARKING



WHITE OR YELLOW ~ SEE CONTRACT
CHEVRON OR DIAGONAL

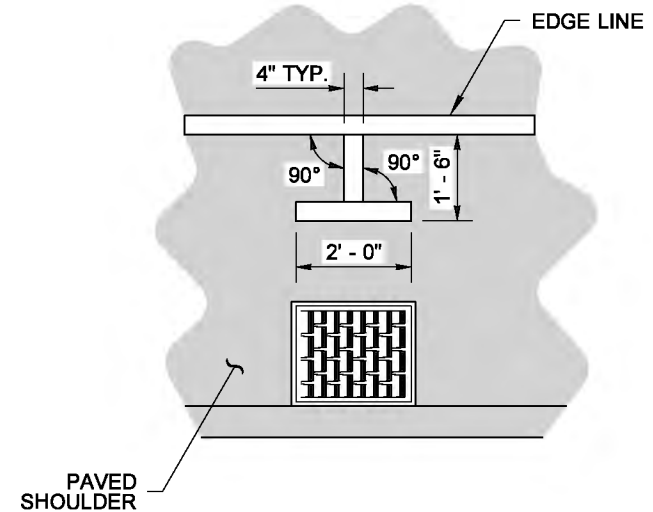
CROSSHATCH MARKING

W = 8" (IN) FOR POSTED SPEED LIMIT OF 40 MPH OR LOWER
W = 12" (IN) FOR POSTED SPEED LIMIT OF 45 MPH OR HIGHER



MARKING AREA = 6.00 SQ.FT.
FULL MILE MARKER

AERIAL SURVEILLANCE MARKERS



MARKING AREA = 1.06 SQ.FT.
DRAINAGE STRUCTURE INLET

DRAINAGE MARKING

NOTE

1. If Rumble Strips are present, install marking outside of the Rumble Strip.

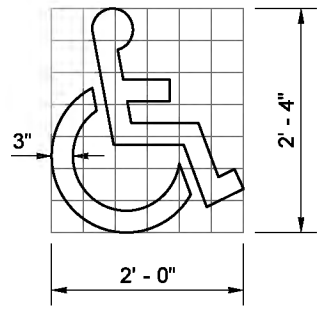


**SYMBOL MARKINGS
MISCELLANEOUS**

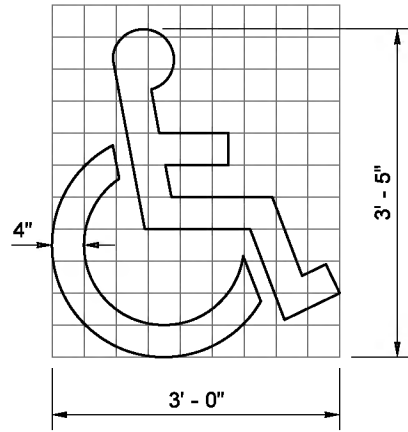
STANDARD PLAN M-24.60-04

SHEET 1 OF 2 SHEETS

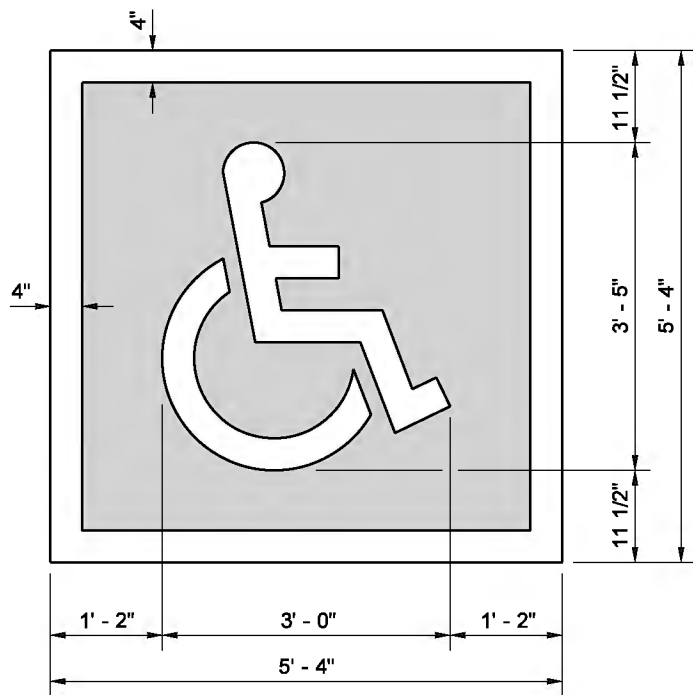
APPROVED FOR PUBLICATION



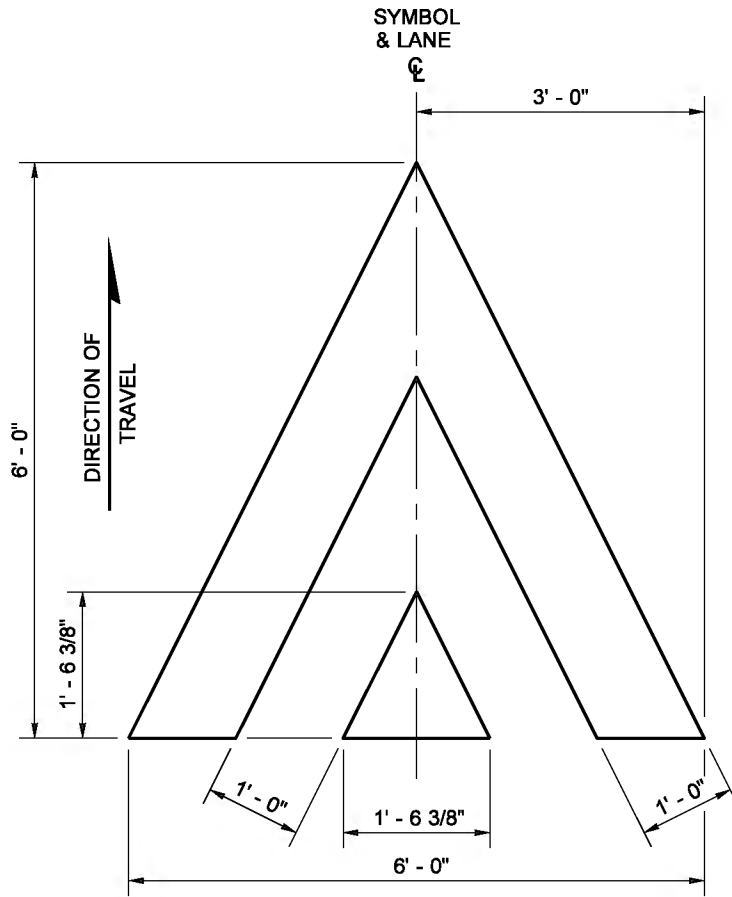
GRID IS 4" (IN) SQUARE MARKING AREA = 1.41 SQ.FT.
ACCESS PARKING SPACE SYMBOL (MINIMUM)



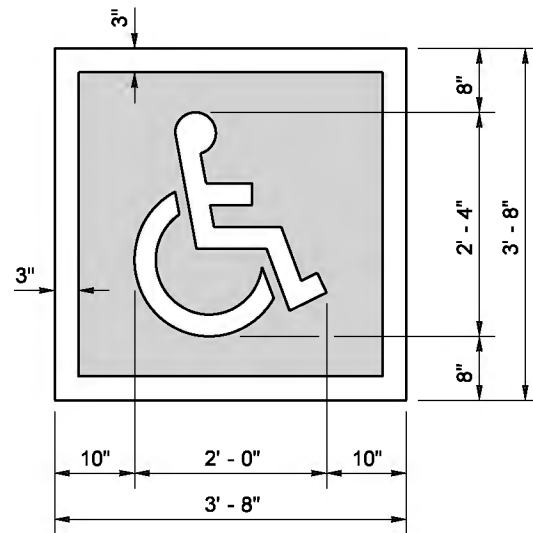
GRID IS 4" (IN) SQUARE MARKING AREA = 3.09 SQ.FT.
ACCESS PARKING SPACE SYMBOL (STANDARD)



TOTAL MARKING AREA = 28.44 SQ.FT.
 WHITE = 9.76 SQ.FT. BLUE = 18.69 SQ.FT.
ACCESS PARKING SPACE SYMBOL (STANDARD) WITH BLUE BACKGROUND AND WHITE BORDER (REQUIRED FOR CEMENT CONCRETE SURFACES)



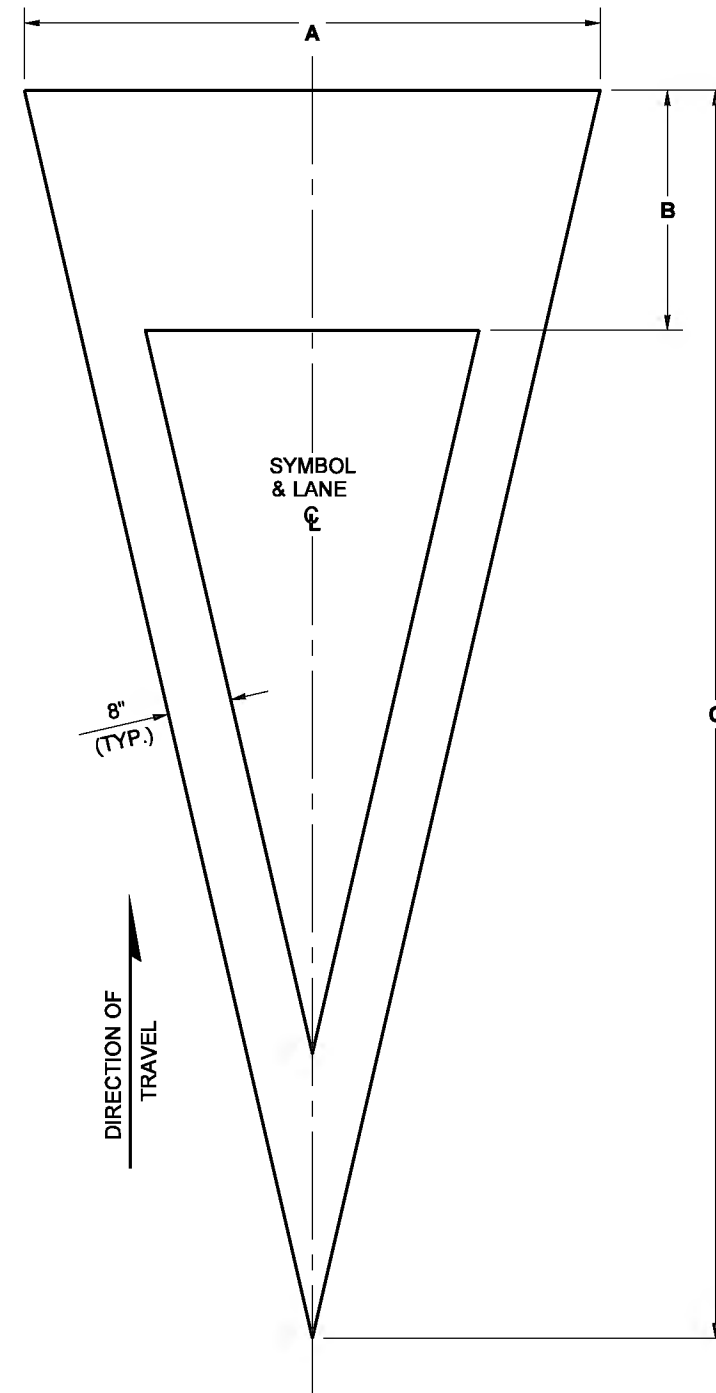
MARKING AREA = 12.08 SQ.FT.
SPEED BUMP SYMBOL



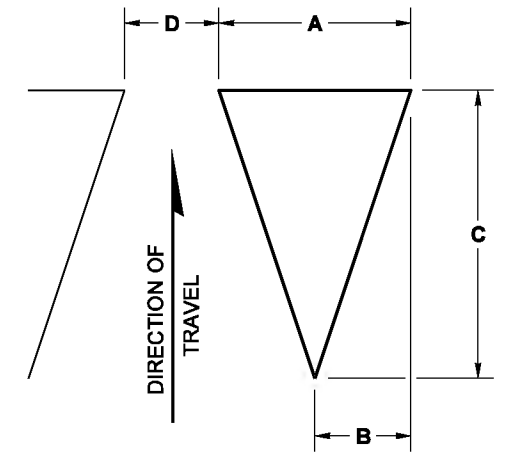
TOTAL MARKING AREA = 13.44 SQ.FT.
 WHITE = 4.82 SQ.FT. BLUE = 8.62 SQ.FT.
ACCESS PARKING SPACE SYMBOL (MINIMUM) WITH BLUE BACKGROUND AND WHITE BORDER (REQUIRED FOR CEMENT CONCRETE SURFACES)

SYMBOL MARKING		A	B	C	D	USE	MARKING AREA
YIELD AHEAD SYMBOL	TYPE 1	6' - 0"	2' - 6"	13' - 0"	N/A	LESS THAN 45 MPH	25.90 SQ.FT.
	TYPE 2	6' - 0"	3' - 0"	20' - 0"	N/A	45 MPH OR GREATER	36.54 SQ.FT.
YIELD LINE SYMBOL	TYPE 1	1' - 0"	6"	1' - 6"	6"	LESS THAN 45 MPH	0.75 SQ.FT.
	TYPE 2	2' - 0"	1' - 0"	3' - 0"	1' - 0"	45 MPH OR GREATER	3.00 SQ.FT.
	TYPE 2	2' - 0"	1' - 0"	3' - 0"	1' - 0"	ROUNDBOUNT ENTRY *	3.00 SQ.FT.

* MINIMUM OF 4 IN LANE



YIELD AHEAD SYMBOL



YIELD LINE SYMBOL (MULTIPLE SYMBOLS REQUIRED FOR TRANSVERSE YIELD LINE - SEE CONTRACT)



SYMBOL MARKINGS MISCELLANEOUS
STANDARD PLAN M-24.60-04
 SHEET 2 OF 2 SHEETS

APPROVED FOR PUBLICATION