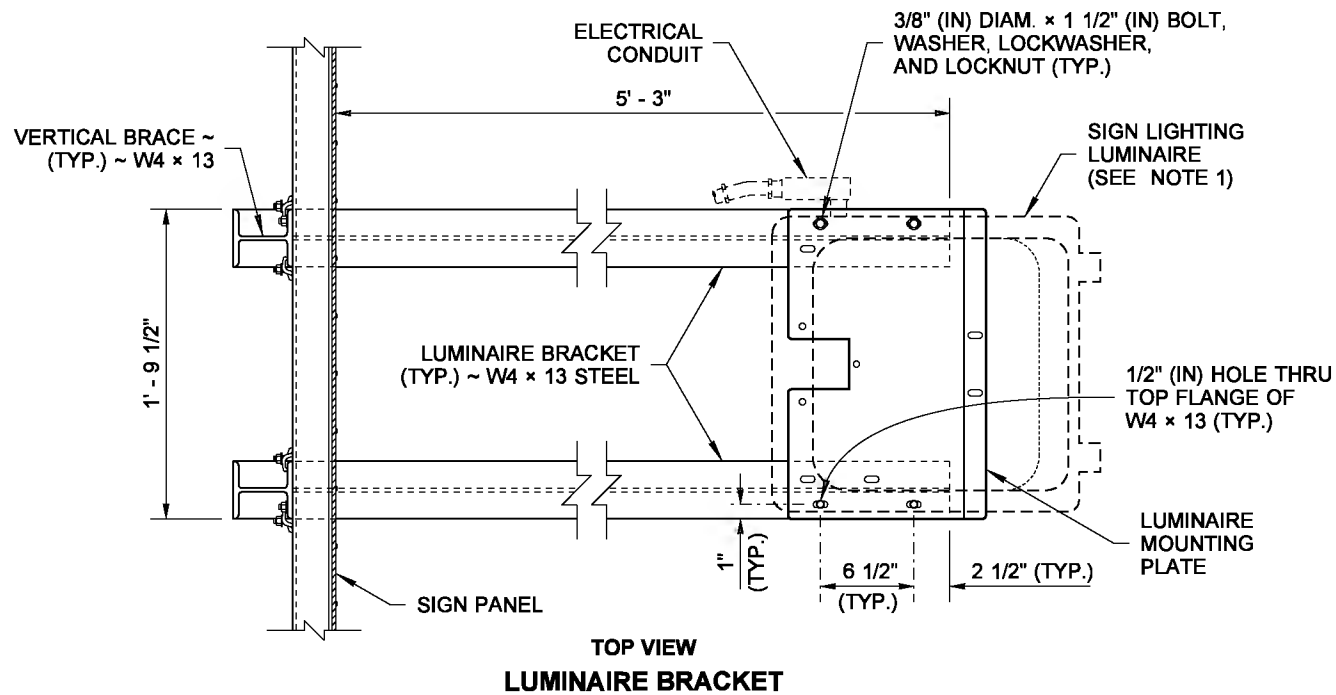
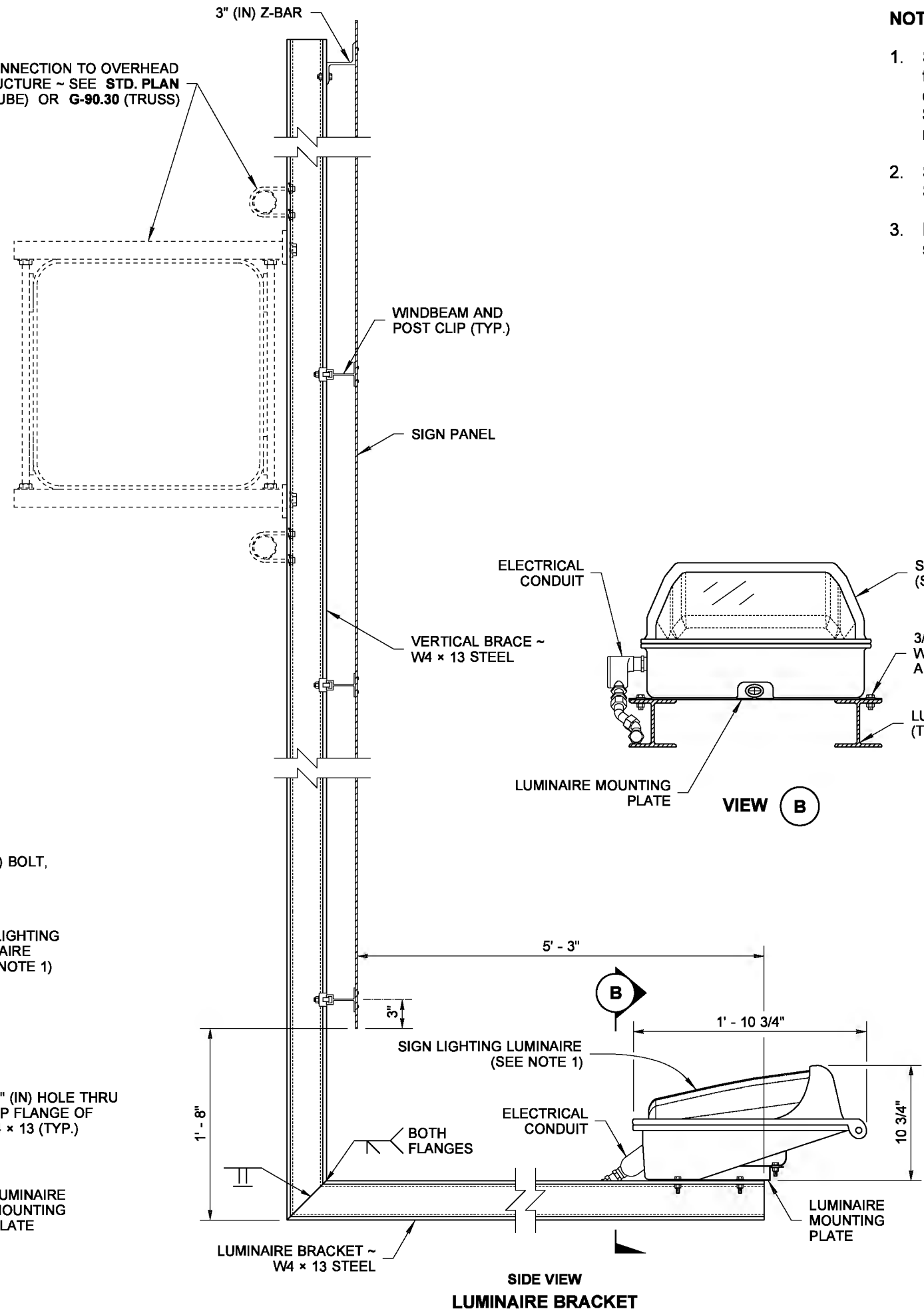


10 GAGE GALV. STEEL PLATE ~ ITEM AVAILABLE FROM LUMINAIRE MANUFACTURER  
**LUMINAIRE MOUNTING PLATE**



**TOP VIEW LUMINAIRE BRACKET**


FOR CONNECTION TO OVERHEAD SIGN STRUCTURE ~ SEE **STD. PLAN G-90.20 (MONOTUBE) OR G-90.30 (TRUSS)**



**SIDE VIEW LUMINAIRE BRACKET**

**NOTES**

1. Sign Lighting Luminaire shall include a 3/4" (in) threaded side entry, a gasketed front entry, a door prop, and 4 mounting holes. Refer to **Standard Spec. 8-20.3(13)** for additional requirements.
2. See **Standard Plan J-75.40** and **J-75.45** for Sign Light Luminaire Electrical Details.
3. For all sign lighting bracing details not shown, see **Standard Plan G-90.11**.



**OVERHEAD SIGN LIGHTING DETAILS**  
**STANDARD PLAN G-90.40-02**

SHEET 1 OF 1 SHEET  
APPROVED FOR PUBLICATION  
STATE DESIGN ENGINEER  
Washington State Department of Transportation