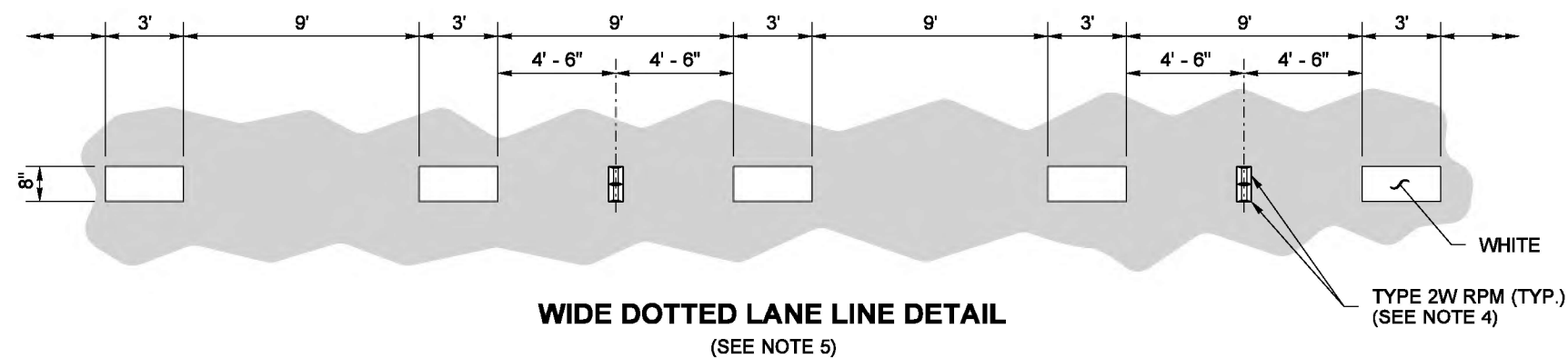
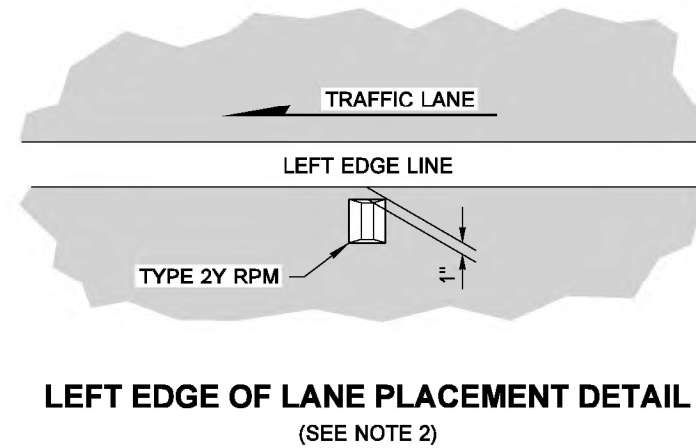
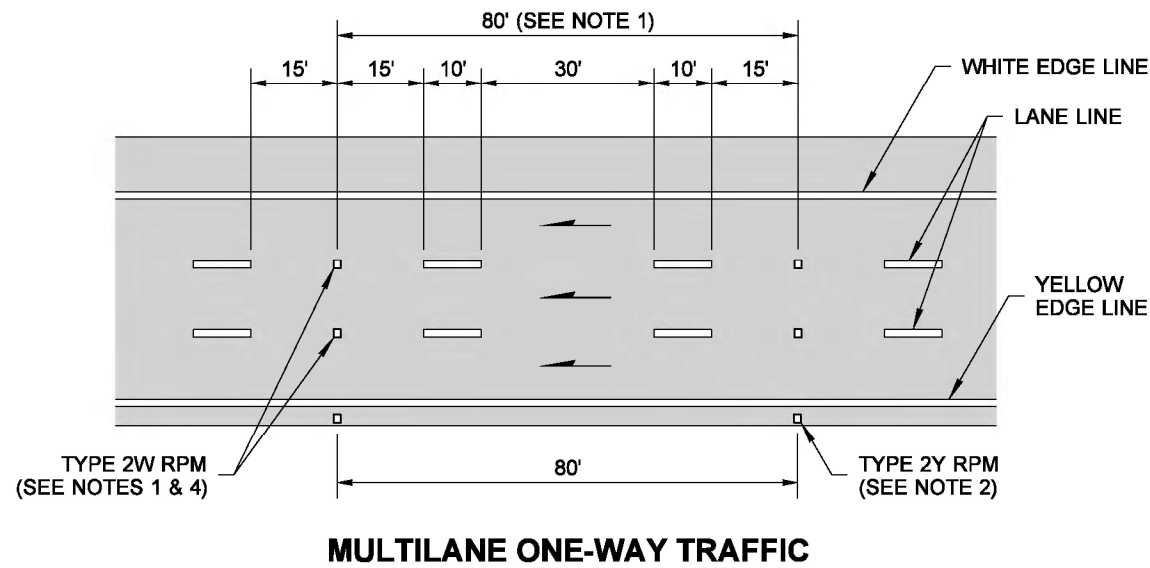
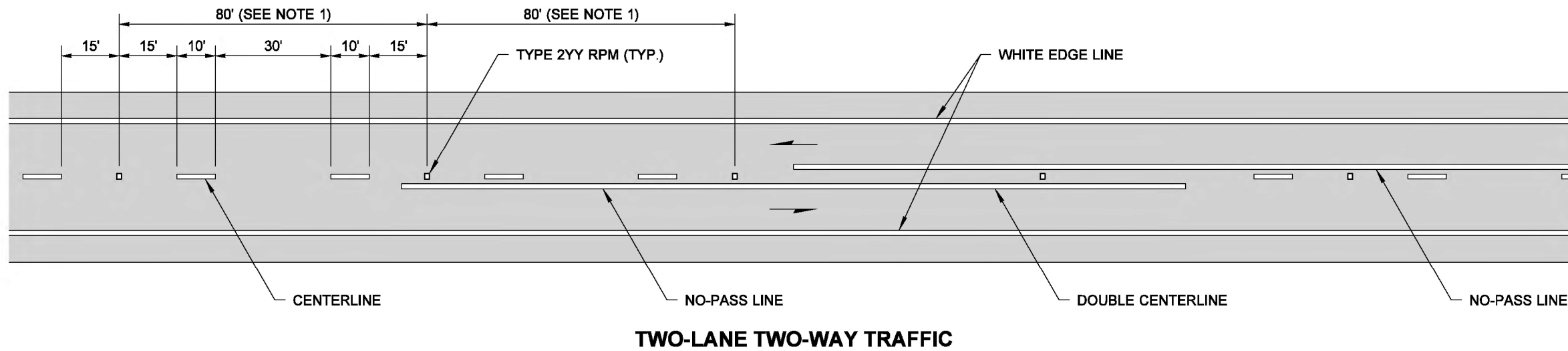


DRAWN BY: COLBY FLETCHER



NOTES

1. Raised Pavement Markers Types 2YY and 2W shall be spaced at 80' (ft) intervals on tangents and on horizontal curves with a radius of 1500' (ft) or more, and at 40' (ft) intervals on horizontal curves having radii of less than 1500' (ft). Center the RPMs in the gaps between the pavement marking lines.
2. Type 2Y RPMs, when specified, shall be placed outside the left Edge Line at 80' (ft) intervals. See "LEFT EDGE OF LANE PLACEMENT DETAIL."
3. Recessed pavement markers, when specified, shall be installed at the locations shown for Type 2W RPMs on multilane one-way roadways, and Type 2YY RPMs on two-lane two-way roadways.
4. The Type 2W RPMs placed on multilane one-way roadways and all RPMs set in recesses shall have an abrasion-resistant coating.
5. Do not recess side-to-side RPMs on Wide Dotted Lane Lines.

TYPE 2 RPM RAISED FACE COLORS	
TYPE 2YY	YELLOW AND YELLOW
TYPE 2W	WHITE ~ ONE SIDE ONLY
TYPE 2Y	YELLOW ~ ONE SIDE ONLY



Walsh, Brian
Feb 29 2016 10:18 AM

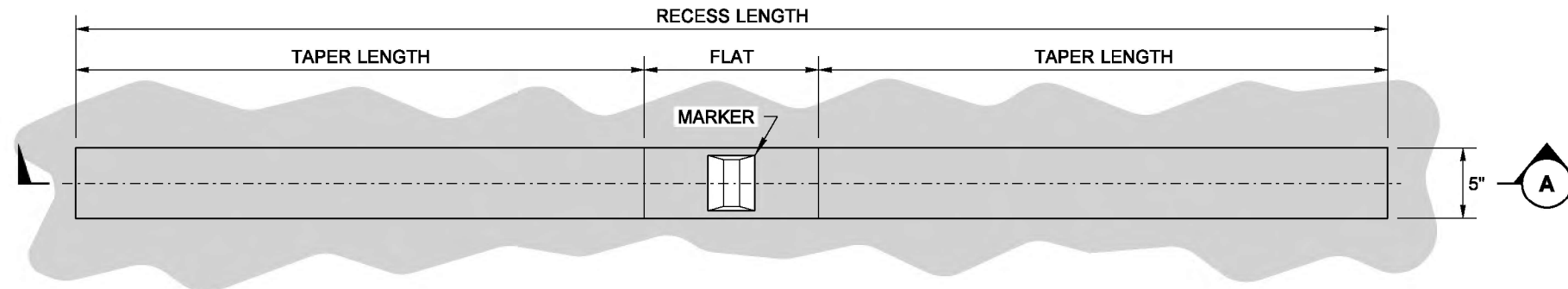
**LONGITUDINAL MARKING
SUPPLEMENT WITH RAISED
PAVEMENT MARKERS
STANDARD PLAN M-20.30-04**

SHEET 1 OF 2 SHEETS

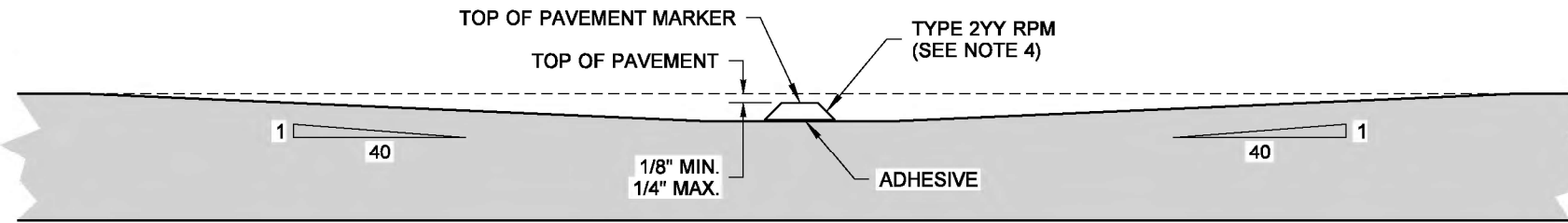
APPROVED FOR PUBLICATION
Carpenter, Jeff
Feb 29 2016 12:39 PM
STATE DESIGN ENGINEER

Washington State Department of Transportation

DRAWN BY: COLBY FLETCHER



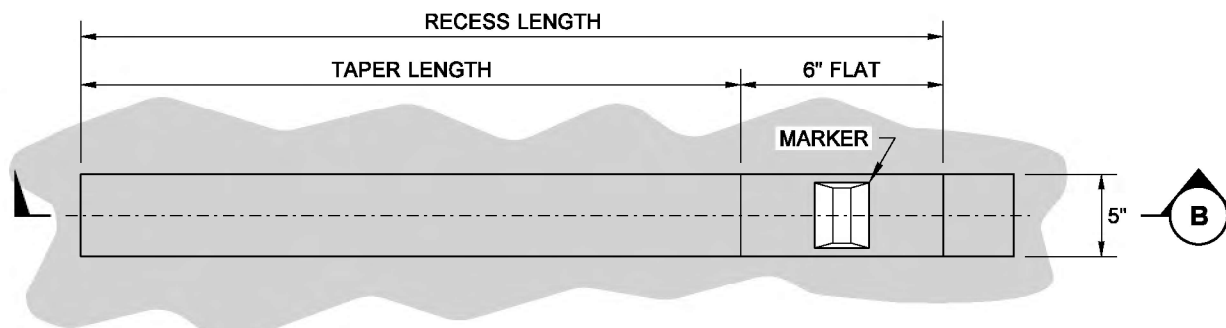
PLAN VIEW



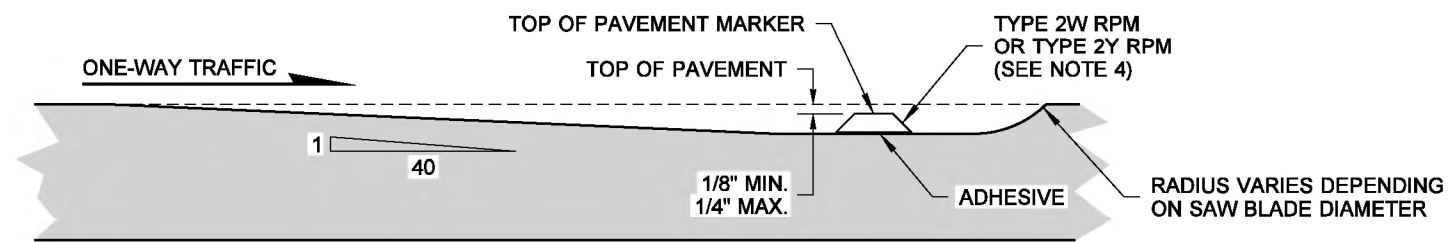
SECTION A

TWO-WAY ROADWAY RECESSED PAVEMENT MARKER DETAILS

FOR USE WHERE SPECIFIED IN CONTRACT



PLAN VIEW



SECTION B

ONE-WAY ROADWAY RECESSED PAVEMENT MARKER DETAILS

FOR USE WHERE SPECIFIED IN CONTRACT



Walsh, Brian
 Feb 29 2016 10:20 AM
**LONGITUDINAL MARKING
 SUPPLEMENT WITH RAISED
 PAVEMENT MARKERS**
STANDARD PLAN M-20.30-04

SHEET 2 OF 2 SHEETS

APPROVED FOR PUBLICATION

Carpenter, Jeff
 Feb 29 2016 12:39 PM
 STATE DESIGN ENGINEER

