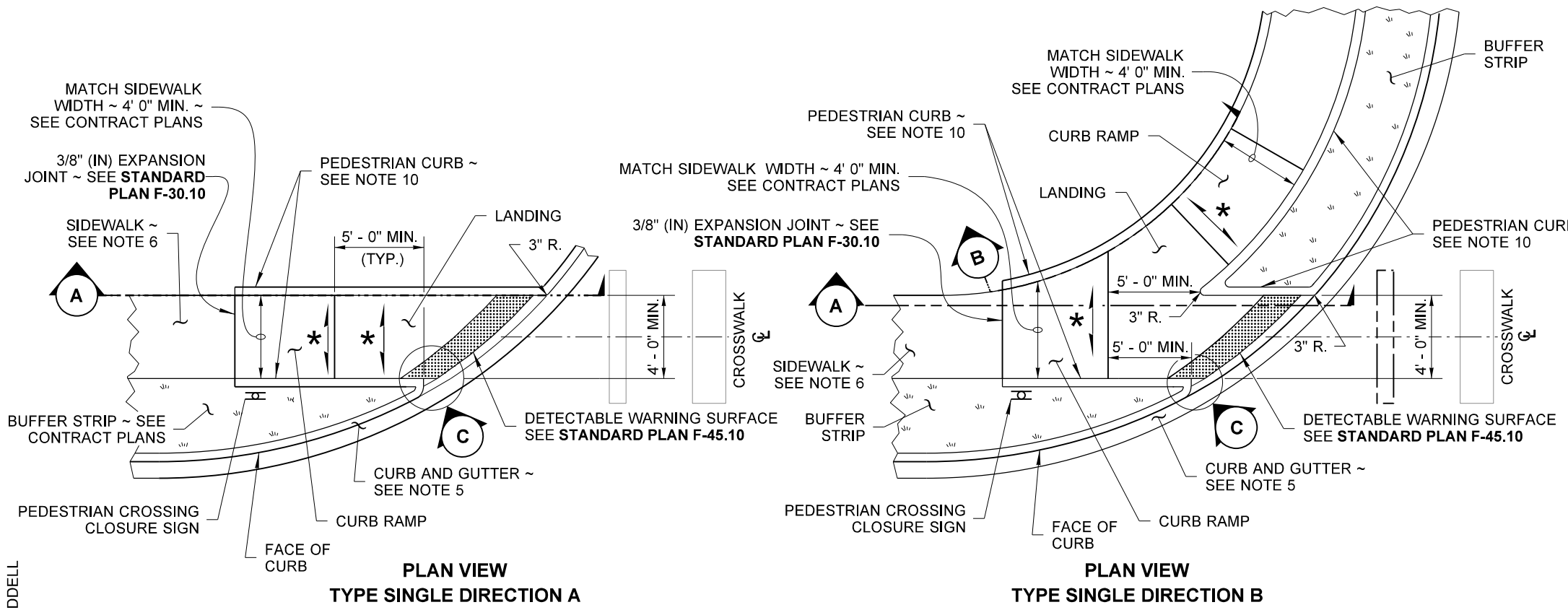
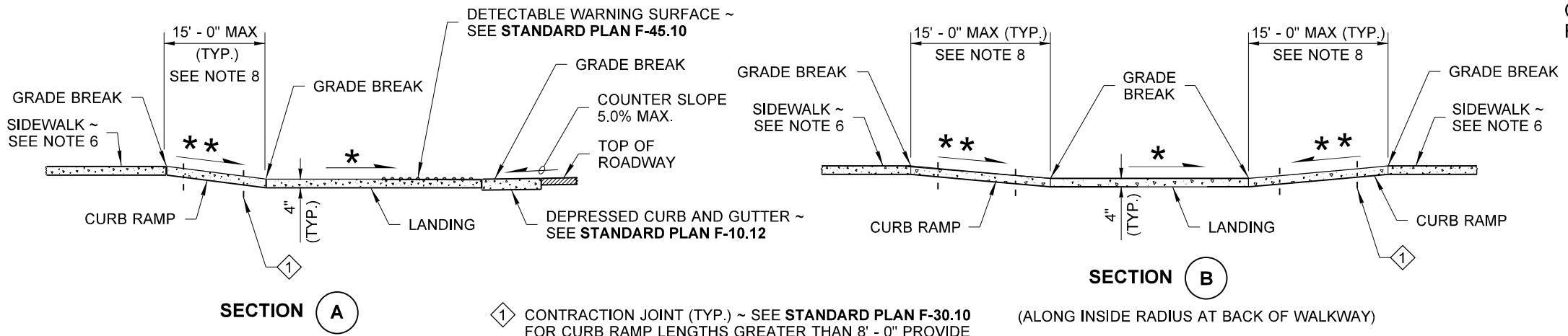


DRAWN BY: FERN LIDDELL



**PLAN VIEW
TYPE SINGLE DIRECTION A**

**PLAN VIEW
TYPE SINGLE DIRECTION B**

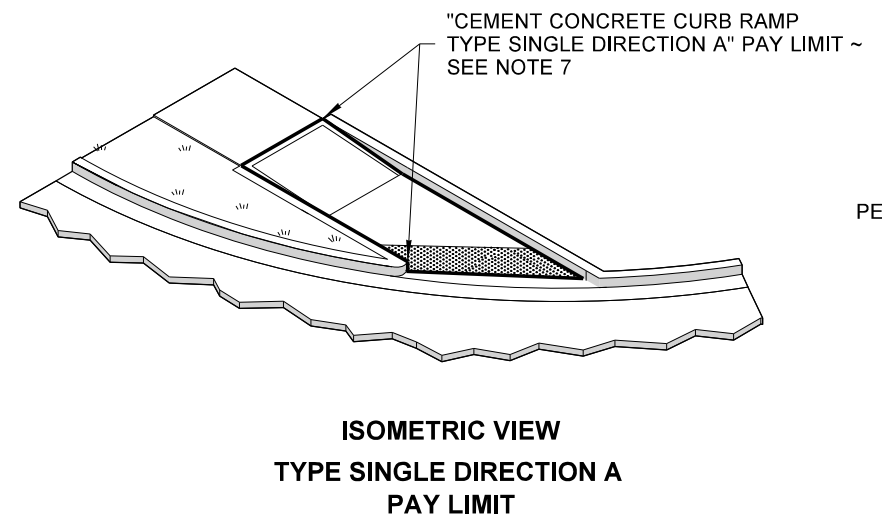


SECTION A

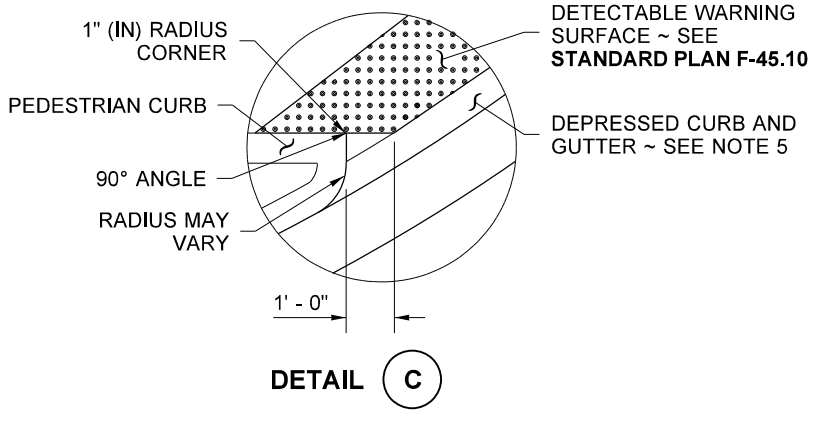
**SECTION B
(ALONG INSIDE RADIUS AT BACK OF WALKWAY)**

LEGEND

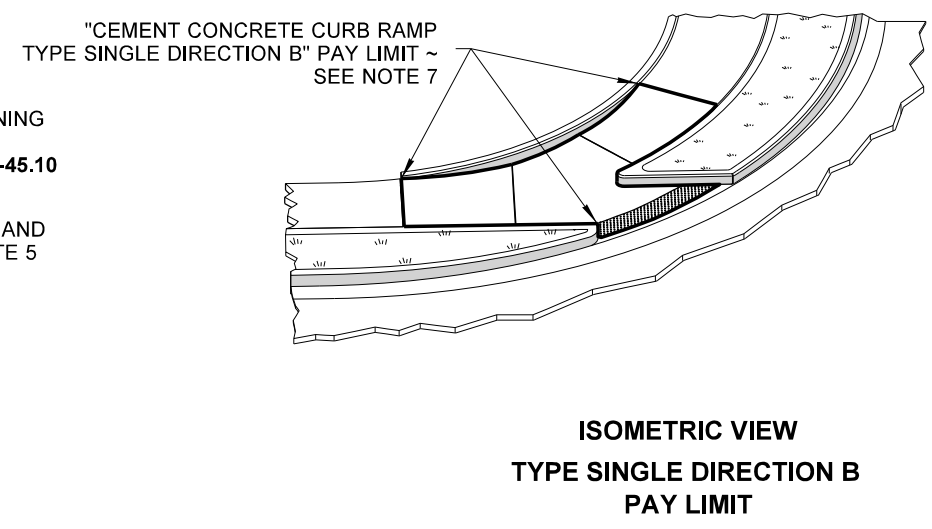
- SLOPE IN EITHER DIRECTION
- 1.5 OR FLATTER RECOMMENDED FOR DESIGN/FORMWORK (2% MAX.)
- 7.5% OR FLATTER RECOMMENDED FOR DESIGN/FORMWORK (8.3% MAX.) SEE NOTE 7



**ISOMETRIC VIEW
TYPE SINGLE DIRECTION A
PAY LIMIT**



DETAIL C



**ISOMETRIC VIEW
TYPE SINGLE DIRECTION B
PAY LIMIT**

NOTES

1. This plan is to be used where pedestrian crossing in one direction is not permitted.
2. At marked crosswalks, the connection between the Landing and the roadway must be contained within the width of the crosswalk markings.
3. Where "GRADE BREAK" is called out, the entire length of the grade break between the two adjacent surface planes shall be flush.
4. Do not place Gratings, Junction Boxes, Access Covers, or other appurtenances on any part of the Curb Ramp or Landing or in the Depressed Curb and Gutter where the Landing connects to the roadway.
5. See Contract Plans for the curb design specified. See **Standard Plan F-10.12** for Curb, Curb and Gutter, Depressed Curb, Gutter and Pedestrian Curb details.
6. See **Standard Plan F-30.10** for Cement Concrete Sidewalk Details. See Contract Plans for width and placement of sidewalk.
7. The Bid Item "Cement Concrete Curb Ramp Type ___" does not include the adjacent Curb, Curb and Gutter, Depressed Curb and Gutter, Pedestrian Curb, or Sidewalks.
8. The Curb Ramp length is not required to exceed 15 feet (unless shown otherwise in the Contract Plans). When applying the 15-foot max. length (measured from back of sidewalk) the running slope of the curb ramp is allowed to exceed 8.3%. Use a single constant slope from bottom of ramp to top of ramp to match into the sidewalk over a horizontal distance of 15 feet.
9. Curb Ramps and Landings shall receive a broom finish. See **Standard Specifications 8-14**.
10. Pedestrian Curb may be omitted if the ground surface at the back of the Curb Ramp and/or Landing will be at the same elevation as the Curb Ramp or Landing and there will not be material to retain.



**SINGLE DIRECTION
CURB RAMP
STANDARD PLAN F-40.16-03**

SHEET 1 OF 1 SHEET

APPROVED FOR PUBLICATION

