
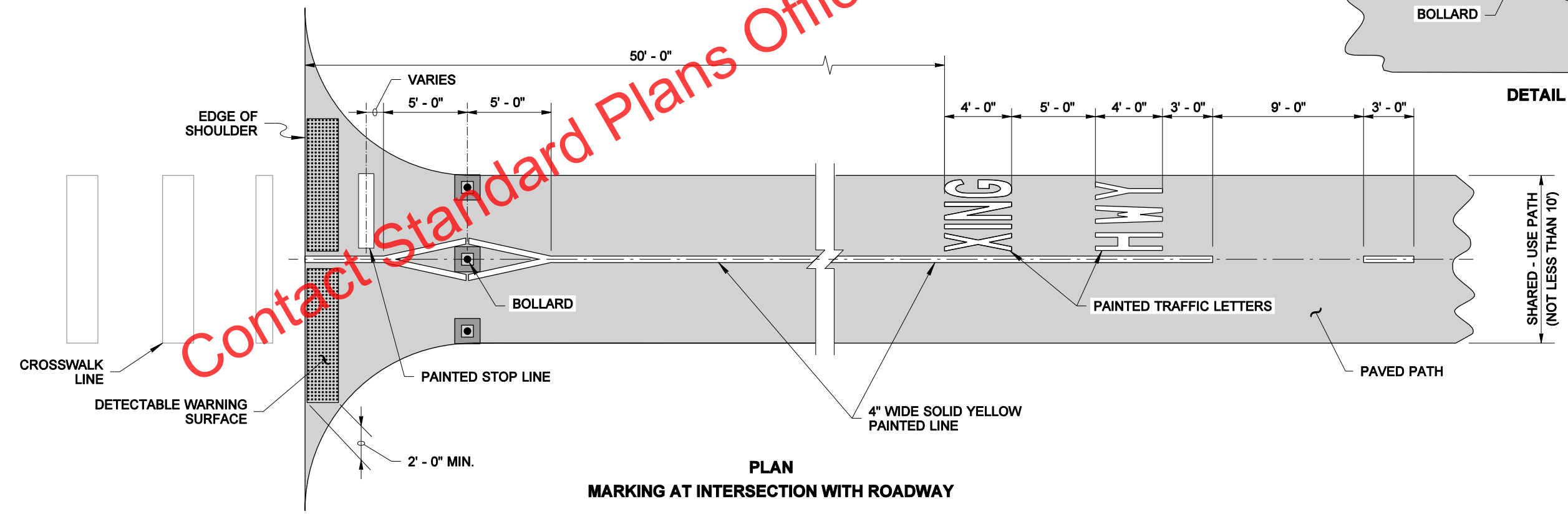
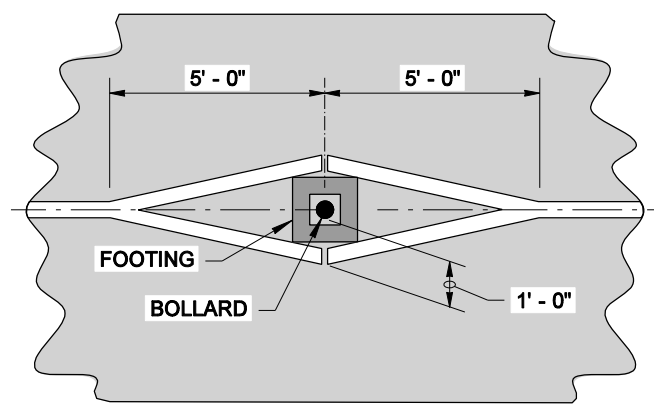
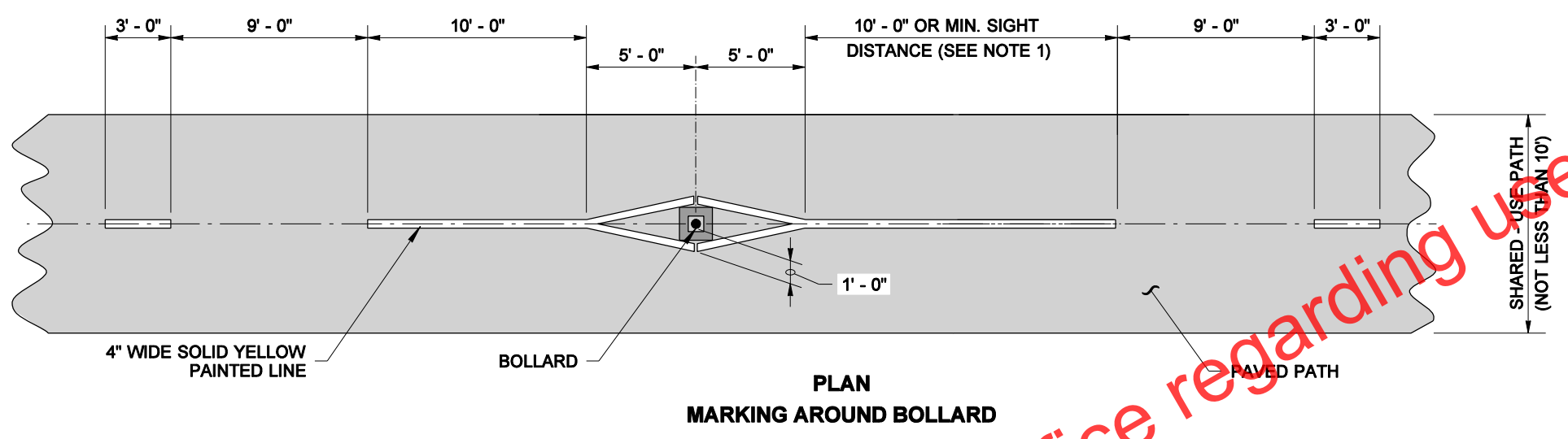


1. In cases where the bollard location is not visible to an approaching bicyclist, use the minimum sight distance for the Solid Yellow Painted Line (taper portion), to extend the Solid Yellow Painted Line as needed to provide advanced warning of the upcoming obstruction.
2. In cases where there is a crossing, bridge or other structure on the path that does not support or accommodate a vehicle. (See Contract).
3. Provide Breakaway Bollards within the Roadway Design Clear Zone.



NOTE: THIS PLAN IS NOT A LEGAL ENGINEERING DOCUMENT UNTIL IT IS APPROVED AND SEALED BY THE ENGINEER. ANY CHANGES TO THE ORIGINAL SHALL BE ON FILE AT THE WASHINGTON STATE DEPARTMENT OF TRANSPORTATION. A COPY MAY BE OBTAINED UPON REQUEST.

**SHARED - USE PATH MARKINGS**

**STANDARD PLAN M-9.60-00**

SHEET 1 OF 1 SHEET

APPROVED FOR PUBLICATION

**Pasco Bakotich III** 02-10-09  
STATE DESIGN ENGINEER DATE

Washington State Department of Transportation